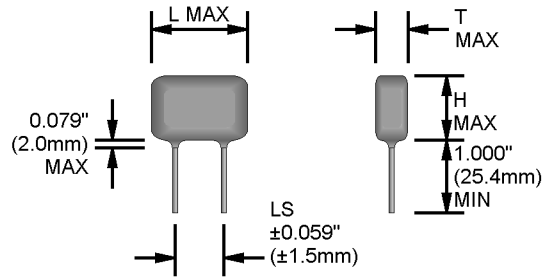
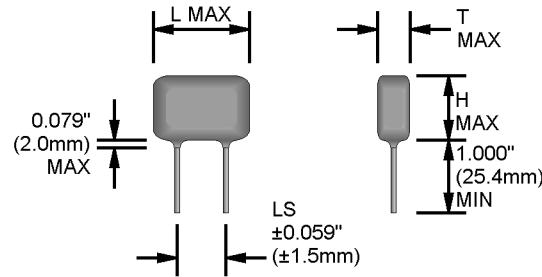


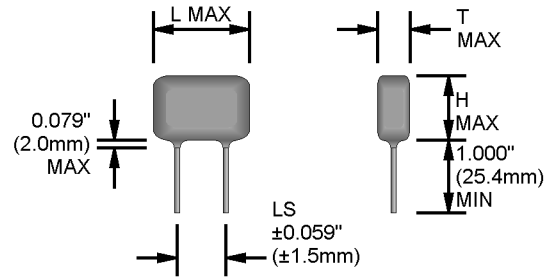
100VDC					
CAP (MFD)	T MAX	H MAX	L MAX	LS ± 0.059" (± 1.5mm)	LEAD AWG
0.0010	0.236" (6.0mm)	0.354" (9.0mm)	0.512" (13.0mm)	0.394" (10.0mm)	22
0.0022	0.236" (6.0mm)	0.354" (9.0mm)	0.512" (13.0mm)	0.394" (10.0mm)	22
0.0033	0.236" (6.0mm)	0.374" (9.5mm)	0.512" (13.0mm)	0.394" (10.0mm)	22
0.0047	0.256" (6.5mm)	0.374" (9.5mm)	0.512" (13.0mm)	0.394" (10.0mm)	22
0.0068	0.276" (7.0mm)	0.394" (10.0mm)	0.512" (13.0mm)	0.394" (10.0mm)	22
0.010	0.295" (7.5mm)	0.413" (10.5mm)	0.512" (13.0mm)	0.394" (10.0mm)	22
0.022	0.315" (8.0mm)	0.433" (11.0mm)	0.512" (13.0mm)	0.394" (10.0mm)	22
0.033	0.315" (8.0mm)	0.472" (12.0mm)	0.748" (19.0mm)	0.591" (15.0mm)	20
0.047	0.335" (8.5mm)	0.512" (13.0mm)	0.748" (19.0mm)	0.591" (15.0mm)	20
0.068	0.374" (9.5mm)	0.591" (15.0mm)	0.748" (19.0mm)	0.591" (15.0mm)	20
0.082	0.394" (10.0mm)	0.630" (16.0mm)	1.024" (26.0mm)	0.886" (22.5mm)	20
0.10	0.433" (11.0mm)	0.669" (17.0mm)	1.024" (26.0mm)	0.886" (22.5mm)	20
0.22	0.512" (13.0mm)	0.748" (19.0mm)	1.024" (26.0mm)	0.886" (22.5mm)	20
0.33	0.551" (14.0mm)	0.827" (21.0mm)	1.220" (31.0mm)	1.083" (27.5mm)	20
0.39	0.591" (15.0mm)	0.866" (22.0mm)	1.220" (31.0mm)	1.083" (27.5mm)	20
0.47	0.630" (16.0mm)	0.906" (23.0mm)	1.220" (31.0mm)	1.083" (27.5mm)	20



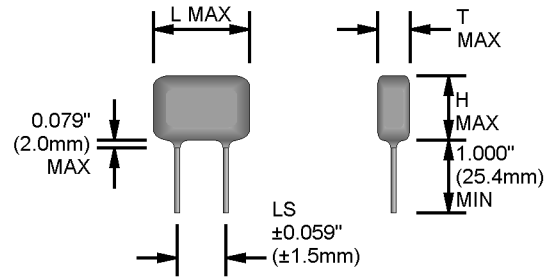
250VDC					
CAP (MFD)	T MAX	H MAX	L MAX	LS ± 0.059" (± 1.5mm)	LEAD AWG
0.0010	0.236" (6.0mm)	0.354" (9.0mm)	0.512" (13.0mm)	0.394" (10.0mm)	22
0.0022	0.236" (6.0mm)	0.354" (9.0mm)	0.512" (13.0mm)	0.394" (10.0mm)	22
0.0033	0.256" (6.5mm)	0.374" (9.5mm)	0.512" (13.0mm)	0.394" (10.0mm)	22
0.0047	0.276" (7.0mm)	0.394" (10.0mm)	0.512" (13.0mm)	0.394" (10.0mm)	22
0.0068	0.295" (7.5mm)	0.413" (10.5mm)	0.512" (13.0mm)	0.394" (10.0mm)	22
0.010	0.295" (7.5mm)	0.433" (11.0mm)	0.512" (13.0mm)	0.394" (10.0mm)	22
0.022	0.335" (8.5mm)	0.472" (12.0mm)	0.512" (13.0mm)	0.394" (10.0mm)	22
0.033	0.335" (8.5mm)	0.512" (13.0mm)	0.748" (19.0mm)	0.591" (15.0mm)	20
0.047	0.354" (9.0mm)	0.531" (13.5mm)	0.748" (19.0mm)	0.591" (15.0mm)	20
0.068	0.394" (10.0mm)	0.610" (15.5mm)	0.748" (19.0mm)	0.591" (15.0mm)	20
0.082	0.453" (11.5mm)	0.669" (17.0mm)	1.024" (26.0mm)	0.886" (22.5mm)	20
0.10	0.492" (12.5mm)	0.709" (18.0mm)	1.024" (26.0mm)	0.886" (22.5mm)	20
0.22	0.571" (14.5mm)	0.787" (20.0mm)	1.024" (26.0mm)	0.886" (22.5mm)	20
0.33	0.591" (15.0mm)	0.866" (22.0mm)	1.220" (31.0mm)	1.083" (27.5mm)	20
0.39	0.630" (16.0mm)	0.906" (23.0mm)	1.220" (31.0mm)	1.083" (27.5mm)	20
0.47	0.669" (17.0mm)	0.945" (24.0mm)	1.220" (31.0mm)	1.083" (27.5mm)	20



400VDC					
CAP (MFD)	T MAX	H MAX	L MAX	LS ± 0.059" (± 1.5mm)	LEAD AWG
0.0010	0.236" (6.0mm)	0.354" (9.0mm)	0.512" (13.0mm)	0.394" (10.0mm)	22
0.0022	0.236" (6.0mm)	0.354" (9.0mm)	0.512" (13.0mm)	0.394" (10.0mm)	22
0.0033	0.276" (7.0mm)	0.394" (10.0mm)	0.512" (13.0mm)	0.394" (10.0mm)	22
0.0047	0.295" (7.5mm)	0.433" (11.0mm)	0.512" (13.0mm)	0.394" (10.0mm)	22
0.0068	0.315" (8.0mm)	0.453" (11.5mm)	0.512" (13.0mm)	0.394" (10.0mm)	22
0.010	0.335" (8.5mm)	0.472" (12.0mm)	0.512" (13.0mm)	0.394" (10.0mm)	22
0.022	0.335" (8.5mm)	0.512" (13.0mm)	0.748" (19.0mm)	0.591" (15.0mm)	20
0.033	0.354" (9.0mm)	0.531" (13.5mm)	0.748" (19.0mm)	0.591" (15.0mm)	20
0.047	0.394" (10.0mm)	0.591" (15.0mm)	1.024" (26.0mm)	0.886" (22.5mm)	20
0.068	0.433" (11.0mm)	0.630" (16.0mm)	1.024" (26.0mm)	0.886" (22.5mm)	20
0.082	0.433" (11.0mm)	0.669" (17.0mm)	1.220" (31.0mm)	1.083" (27.5mm)	20
0.10	0.472" (12.0mm)	0.709" (18.0mm)	1.220" (31.0mm)	1.083" (27.5mm)	20
0.22	0.591" (15.0mm)	0.846" (21.5mm)	1.220" (31.0mm)	1.083" (27.5mm)	20
0.33	0.610" (15.5mm)	0.866" (22.0mm)	1.575" (40.0mm)	1.378" (35.0mm)	20
0.39	0.650" (16.5mm)	0.984" (25.0mm)	1.575" (40.0mm)	1.378" (35.0mm)	20
0.47	0.689" (17.5mm)	1.063" (27.0mm)	1.575" (40.0mm)	1.378" (35.0mm)	20



630VDC					
CAP (MFD)	T MAX	H MAX	L MAX	LS ± 0.059" (± 1.5mm)	LEAD AWG
0.0010	0.236" (6.0mm)	0.394" (10.0mm)	0.512" (13.0mm)	0.394" (10.0mm)	22
0.0022	0.276" (7.0mm)	0.394" (10.0mm)	0.512" (13.0mm)	0.394" (10.0mm)	22
0.0033	0.295" (7.5mm)	0.453" (11.5mm)	0.512" (13.0mm)	0.394" (10.0mm)	22
0.0047	0.315" (8.0mm)	0.492" (12.5mm)	0.512" (13.0mm)	0.394" (10.0mm)	22
0.0068	0.354" (9.0mm)	0.551" (14.0mm)	0.512" (13.0mm)	0.394" (10.0mm)	22
0.010	0.354" (9.0mm)	0.551" (14.0mm)	0.748" (19.0mm)	0.591" (15.0mm)	20
0.022	0.453" (11.5mm)	0.669" (17.0mm)	0.748" (19.0mm)	0.591" (15.0mm)	20
0.033	0.433" (11.0mm)	0.669" (17.0mm)	1.024" (26.0mm)	0.886" (22.5mm)	20
0.047	0.472" (12.0mm)	0.669" (17.0mm)	1.024" (26.0mm)	0.886" (22.5mm)	20
0.068	0.492" (12.5mm)	0.709" (18.0mm)	1.220" (31.0mm)	1.083" (27.5mm)	20
0.082	0.512" (13.0mm)	0.748" (19.0mm)	1.220" (31.0mm)	1.083" (27.5mm)	20
0.10	0.551" (14.0mm)	0.827" (21.0mm)	1.220" (31.0mm)	1.083" (27.5mm)	20



1000VDC					
CAP (MFD)	T MAX	H MAX	L MAX	LS ± 0.059" (± 1.5mm)	LEAD AWG
0.0010	0.295" (7.5mm)	0.472" (12.0mm)	0.512" (13.0mm)	0.394" (10.0mm)	22
0.0022	0.335" (8.5mm)	0.531" (13.5mm)	0.512" (13.0mm)	0.394" (10.0mm)	22
0.0033	0.335" (8.5mm)	0.531" (13.5mm)	0.748" (19.0mm)	0.591" (15.0mm)	20
0.0047	0.374" (9.5mm)	0.551" (14.0mm)	0.748" (19.0mm)	0.591" (15.0mm)	20
0.0068	0.413" (10.5mm)	0.630" (16.0mm)	0.748" (19.0mm)	0.591" (15.0mm)	20
0.010	0.394" (10.0mm)	0.630" (16.0mm)	1.024" (26.0mm)	0.886" (22.5mm)	20
0.022	0.472" (12.0mm)	0.728" (18.5mm)	1.024" (26.0mm)	0.886" (22.5mm)	20
0.033	0.492" (12.5mm)	0.748" (19.0mm)	1.220" (31.0mm)	1.083" (27.5mm)	20
0.047	0.551" (14.0mm)	0.846" (21.5mm)	1.220" (31.0mm)	1.083" (27.5mm)	20
0.068	0.551" (14.0mm)	0.945" (24.0mm)	1.378" (35.0mm)	1.181" (30.0mm)	20
0.082	0.591" (15.0mm)	1.043" (26.5mm)	1.378" (35.0mm)	1.181" (30.0mm)	20
0.10	0.669" (17.0mm)	1.102" (28.0mm)	1.378" (35.0mm)	1.181" (30.0mm)	20

## GENERAL SPECIFICATIONS

### PHYSICAL CHARACTERISTICS

**CONSTRUCTION:** NON-INDUCTIVE WOUND POLYPROPYLENE FILM AND FOIL.

**CASE:** EPOXY DIPPED.

**LEAD MATERIAL:** SOLDER COATED OR TINNED SOLID WIRE, AWG AS SPECIFIED IN TABLES.

**DIMENSIONS:** AS SPECIFIED IN TABLES.

### ELECTRICAL CHARACTERISTICS

**CAPACITANCE:** AS SPECIFIED IN TABLES  $\pm$  REQUESTED TOLERANCE WHEN MEASURED AT OR REFERRED TO 1000  $\pm$  20 Hz AND 25  $\pm$  5 °C.

**TOLERANCE:**  $\pm$ 5%,  $\pm$ 10%, AND  $\pm$ 20% AVAILABLE. OTHER TOLERANCES AVAILABLE UPON REQUEST.

**DISSIPATION FACTOR:** SHALL NOT BE GREATER THAN 0.1% WHEN MEASURED AT OR REFERRED TO 1000  $\pm$  20 Hz AND 25  $\pm$  5 °C.

**INSULATION RESISTANCE:** SHALL BE GREATER THAN 50,000 M $\Omega$  WHEN MEASURED AFTER 1 MINUTE ELECTRIFICATION AT 100VDC OR RATED VOLTAGE, WHICHEVER IS LESS, AND 25  $\pm$  5 °C.

**DIELECTRIC STRENGTH:** 250% RATED VOLTAGE FOR 5 SECONDS THROUGH A LIMITING RESISTANCE OF 100 OHMS/VOLT AT 25  $\pm$  5 °C.

**RATED VOLTAGE:** 100VDC, 250VDC, 400VDC, 630VDC, AND 1000VDC AVAILABLE.

**TEMPERATURE:** -40 °C TO +85 °C AT FULL RATED VOLTAGE OPERATIONAL TEMPERATURE, +105 °C MAX STORAGE TEMPERATURE.

### ADDITIONAL INFORMATION

**ORDERING INFORMATION:** ALL ASC CAPACITORS ARE ORDERED BY "FAMILY CAP-TOL-VOLT" DESIGNATION. (I.E. TO ORDER A 321 0.1 $\mu$ F,  $\pm$ 10%, 400VDC CAPACITOR, REQUEST PART NUMBER "321 .1-10-400")

**SEE ALSO:** "GENERAL INFORMATION - POLYPROPYLENE CAPACITORS" DOCUMENT FOR ADDITIONAL PHYSICAL, ELECTRICAL, AND PERFORMANCE CHARACTERISTICS NOT MENTIONED IN THIS FILE.

**WARNING:** INFORMATION ON THIS FILE IS SUBJECT TO CHANGE WITHOUT NOTICE AT ASC'S DISCRETION.

LAST MODIFIED: 09/05/01