

50VDC					
CAP (μF)	T MAX	W MAX	L MAX	AWG	I _{PEAK} (A)
0.068	0.140" (3.6mm)	0.230" (5.8mm)	0.450" (11.4mm)	24	0.82
0.082	0.140" (3.6mm)	0.230" (5.8mm)	0.450" (11.4mm)	24	1.0
0.10	0.140" (3.6mm)	0.230" (5.8mm)	0.450" (11.4mm)	24	1.2
0.12	0.140" (3.6mm)	0.230" (5.8mm)	0.450" (11.4mm)	24	1.4
0.15	0.150" (3.8mm)	0.250" (6.4mm)	0.450" (11.4mm)	24	1.8
0.18	0.140" (3.6mm)	0.230" (5.8mm)	0.580" (14.7mm)	24	1.1
0.22	0.140" (3.6mm)	0.230" (5.8mm)	0.580" (14.7mm)	24	1.3
0.27	0.150" (3.8mm)	0.240" (6.1mm)	0.580" (14.7mm)	24	1.6
0.33	0.160" (4.1mm)	0.260" (6.6mm)	0.580" (14.7mm)	24	2.0
0.39	0.180" (4.6mm)	0.270" (6.9mm)	0.580" (14.7mm)	24	2.3
0.47	0.190" (4.8mm)	0.290" (7.4mm)	0.580" (14.7mm)	24	2.8
0.56	0.230" (5.8mm)	0.300" (7.6mm)	0.580" (14.7mm)	24	3.4
0.68	0.230" (5.8mm)	0.320" (8.1mm)	0.580" (14.7mm)	24	4.1
0.82	0.250" (6.4mm)	2.950" (74.9mm)	0.580" (14.7mm)	24	4.9

50VDC					
CAP (μF)	T MAX	W MAX	L MAX	AWG	I _{PEAK} (A)
1.0	0.290" (7.4mm)	0.370" (9.4mm)	0.580" (14.7mm)	24	6.0
1.2	0.250" (6.4mm)	0.340" (8.6mm)	0.700" (17.8mm)	24	4.8
1.5	0.270" (6.9mm)	0.370" (9.4mm)	0.700" (17.8mm)	24	6.0
1.8	0.280" (7.1mm)	0.370" (9.4mm)	0.830" (21.1mm)	24	5.4
2.0	0.290" (7.4mm)	0.390" (9.9mm)	0.830" (21.1mm)	24	6.0
2.5	0.330" (8.4mm)	0.420" (10.7mm)	0.830" (21.1mm)	22	7.5
3.0	0.360" (9.1mm)	0.460" (11.7mm)	0.830" (21.1mm)	22	9.0
3.5	0.390" (9.9mm)	0.480" (12.2mm)	0.950" (24.1mm)	22	10.5
4.0	0.360" (9.1mm)	0.450" (11.4mm)	0.950" (24.1mm)	22	12.0
4.5	0.380" (9.7mm)	0.470" (11.9mm)	0.950" (24.1mm)	22	13.5
5.0	0.300" (7.6mm)	0.470" (11.9mm)	1.200" (30.5mm)	24	10.0
6.0	0.330" (8.4mm)	0.500" (12.7mm)	1.200" (30.5mm)	22	12.0
8.0	0.390" (9.9mm)	0.550" (14.0mm)	1.200" (30.5mm)	22	16.0
10.0	0.440" (11.2mm)	0.610" (15.5mm)	1.200" (30.5mm)	20	20.0

LIMITED AVAILABILITY!! - SEE AVAILABILITY NOTE ON PAGE 5

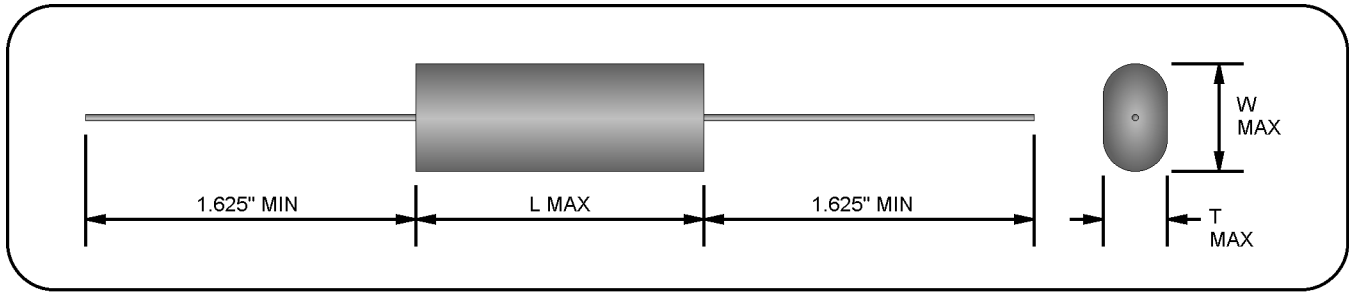
301 WEST O STREET • OGALLALA, NE 69153

Phone: (308) 284-3611

e-mail: sales@ascapacitor.com

Fax: (308) 284-8324

web: www.ascapacitor.com



100VDC					
CAP (μF)	T MAX	W MAX	L MAX	AWG	I _{PEAK} (A)
0.018	0.140" (3.6mm)	0.230" (5.8mm)	0.450" (11.4mm)	24	0.31
0.022	0.140" (3.6mm)	0.230" (5.8mm)	0.450" (11.4mm)	24	0.37
0.027	0.140" (3.6mm)	0.230" (5.8mm)	0.450" (11.4mm)	24	0.46
0.033	0.140" (3.6mm)	0.230" (5.8mm)	0.450" (11.4mm)	24	0.56
0.039	0.140" (3.6mm)	0.230" (5.8mm)	0.450" (11.4mm)	24	0.66
0.047	0.140" (3.6mm)	0.230" (5.8mm)	0.450" (11.4mm)	24	0.80
0.056	0.150" (3.8mm)	0.240" (6.1mm)	0.450" (11.4mm)	24	1.0
0.068	0.160" (4.1mm)	0.260" (6.6mm)	0.450" (11.4mm)	24	1.2
0.082	0.140" (3.6mm)	0.230" (5.8mm)	0.580" (14.7mm)	24	0.74
0.10	0.150" (3.8mm)	0.240" (6.1mm)	0.580" (14.7mm)	24	0.90
0.12	0.160" (4.1mm)	0.250" (6.4mm)	0.580" (14.7mm)	24	1.1
0.15	0.170" (4.3mm)	0.270" (6.9mm)	0.580" (14.7mm)	24	1.4
0.18	0.190" (4.8mm)	0.280" (7.1mm)	0.580" (14.7mm)	24	1.6
0.22	0.210" (5.3mm)	0.300" (7.6mm)	0.580" (14.7mm)	24	2.0
0.27	0.230" (5.8mm)	0.330" (8.4mm)	0.580" (14.7mm)	24	2.4
0.33	0.250" (6.4mm)	0.350" (8.9mm)	0.580" (14.7mm)	24	3.0
0.39	0.280" (7.1mm)	0.370" (9.4mm)	0.580" (14.7mm)	24	3.5
0.47	0.250" (6.4mm)	0.350" (8.9mm)	0.700" (17.8mm)	24	2.8

100VDC					
CAP (μF)	T MAX	W MAX	L MAX	AWG	I _{PEAK} (A)
0.56	0.280" (7.1mm)	0.370" (9.4mm)	0.700" (17.8mm)	24	3.4
0.68	0.280" (7.1mm)	0.370" (9.4mm)	0.830" (21.1mm)	24	3.4
0.82	0.300" (7.6mm)	0.400" (10.2mm)	0.830" (21.1mm)	24	4.1
1.0	0.330" (8.4mm)	0.430" (10.9mm)	0.830" (21.1mm)	22	5.0
1.2	0.360" (9.1mm)	0.460" (11.7mm)	0.830" (21.1mm)	22	6.0
1.5	0.360" (9.1mm)	0.450" (11.4mm)	0.950" (24.1mm)	22	6.0
1.8	0.390" (9.9mm)	0.480" (12.2mm)	0.950" (24.1mm)	22	7.2
2.0	0.320" (8.1mm)	0.490" (12.4mm)	1.200" (30.5mm)	24	6.0
2.5	0.360" (9.1mm)	0.530" (13.5mm)	1.200" (30.5mm)	22	7.5
3.0	0.400" (10.2mm)	0.560" (14.2mm)	1.200" (30.5mm)	20	9.0
3.5	0.430" (10.9mm)	0.600" (15.2mm)	1.200" (30.5mm)	20	10.5
4.0	0.460" (11.7mm)	0.630" (16.0mm)	1.200" (30.5mm)	20	12.0
4.5	0.490" (12.4mm)	0.660" (16.8mm)	1.200" (30.5mm)	20	13.5
5.0	0.520" (13.2mm)	0.680" (17.3mm)	1.200" (30.5mm)	20	15.0
6.0	0.570" (14.5mm)	0.730" (18.5mm)	1.200" (30.5mm)	20	18.0
8.0	0.580" (14.7mm)	0.740" (18.8mm)	1.450" (36.8mm)	20	16.0
10.0	0.590" (15.0mm)	0.750" (19.1mm)	1.700" (43.2mm)	20	20.0

LIMITED AVAILABILITY!! - SEE AVAILABILITY NOTE ON PAGE 5

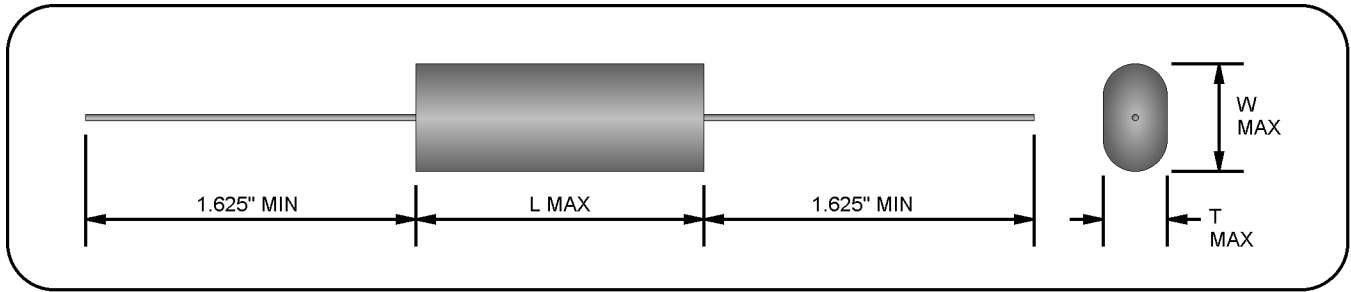
301 WEST O STREET • OGALLALA, NE 69153

Phone: (308) 284-3611

e-mail: sales@ascapacitor.com

Fax: (308) 284-8324

web: www.ascapacitor.com



200VDC					
CAP (μF)	T MAX	W MAX	L MAX	AWG	I _{PEAK} (A)
0.010	0.140" (3.6mm)	0.230" (5.8mm)	0.450" (11.4mm)	24	0.29
0.012	0.140" (3.6mm)	0.230" (5.8mm)	0.450" (11.4mm)	24	0.35
0.015	0.140" (3.6mm)	0.230" (5.8mm)	0.450" (11.4mm)	24	0.44
0.018	0.150" (3.8mm)	0.240" (6.1mm)	0.450" (11.4mm)	24	0.52
0.022	0.160" (4.1mm)	0.250" (6.4mm)	0.450" (11.4mm)	24	0.64
0.027	0.140" (3.6mm)	0.230" (5.8mm)	0.450" (11.4mm)	24	0.78
0.033	0.140" (3.6mm)	0.230" (5.8mm)	0.580" (14.7mm)	24	0.53
0.039	0.150" (3.8mm)	0.250" (6.4mm)	0.580" (14.7mm)	24	0.62
0.047	0.160" (4.1mm)	0.260" (6.6mm)	0.580" (14.7mm)	24	0.75
0.056	0.180" (4.6mm)	0.270" (6.9mm)	0.580" (14.7mm)	24	0.90
0.068	0.200" (5.1mm)	0.290" (7.4mm)	0.580" (14.7mm)	24	1.1
0.082	0.210" (5.3mm)	0.310" (7.9mm)	0.580" (14.7mm)	24	1.3
0.10	0.230" (5.8mm)	0.330" (8.4mm)	0.580" (14.7mm)	24	1.6
0.12	0.260" (6.6mm)	0.350" (8.9mm)	0.580" (14.7mm)	24	1.9
0.15	0.280" (7.1mm)	0.380" (9.7mm)	0.580" (14.7mm)	24	2.4
0.18	0.260" (6.6mm)	0.350" (8.9mm)	0.700" (17.8mm)	24	2.0
0.22	0.280" (7.1mm)	0.380" (9.7mm)	0.700" (17.8mm)	24	2.4
0.27	0.290" (7.4mm)	0.380" (9.7mm)	0.830" (21.1mm)	24	2.2
0.33	0.320" (8.1mm)	0.410" (10.4mm)	0.830" (21.1mm)	24	2.6

200VDC					
CAP (μF)	T MAX	W MAX	L MAX	AWG	I _{PEAK} (A)
0.39	0.350" (8.9mm)	0.450" (11.4mm)	0.830" (21.1mm)	22	3.1
0.47	0.380" (9.7mm)	0.480" (12.2mm)	0.830" (21.1mm)	22	3.8
0.56	0.370" (9.4mm)	0.460" (11.7mm)	0.950" (24.1mm)	22	3.9
0.68	0.300" (7.6mm)	0.470" (11.9mm)	1.200" (30.5mm)	24	3.4
0.82	0.330" (8.4mm)	0.500" (12.7mm)	1.200" (30.5mm)	22	4.1
1.0	0.370" (9.4mm)	0.540" (13.7mm)	1.200" (30.5mm)	22	5.0
1.2	0.410" (10.4mm)	0.570" (14.5mm)	1.200" (30.5mm)	20	6.0
1.5	0.460" (11.7mm)	0.630" (16.0mm)	1.200" (30.5mm)	20	7.5
1.8	0.510" (13.0mm)	0.670" (17.0mm)	1.200" (30.5mm)	20	9.0
2.0	0.540" (13.7mm)	0.700" (17.8mm)	1.200" (30.5mm)	20	10.0
2.5	0.520" (13.2mm)	0.690" (17.5mm)	1.200" (30.5mm)	20	12.5
3.0	0.520" (13.2mm)	0.680" (17.3mm)	1.450" (36.8mm)	20	12.0
3.5	0.560" (14.2mm)	0.720" (18.3mm)	1.700" (43.2mm)	20	10.5
4.0	0.550" (14.0mm)	0.710" (18.0mm)	1.700" (43.2mm)	20	12.0
4.5	0.580" (14.7mm)	0.750" (19.1mm)	1.950" (49.5mm)	20	13.5
5.0	0.620" (15.7mm)	0.780" (19.8mm)	1.950" (49.5mm)	20	15.0
6.0	0.680" (17.3mm)	0.840" (21.3mm)	1.950" (49.5mm)	20	18.0
8.0	0.790" (20.1mm)	0.950" (24.1mm)	1.950" (49.5mm)	20	24.0
10.0	0.890" (22.6mm)	1.050" (26.7mm)	1.950" (49.5mm)	20	30.0

LIMITED AVAILABILITY!! - SEE AVAILABILITY NOTE ON PAGE 5

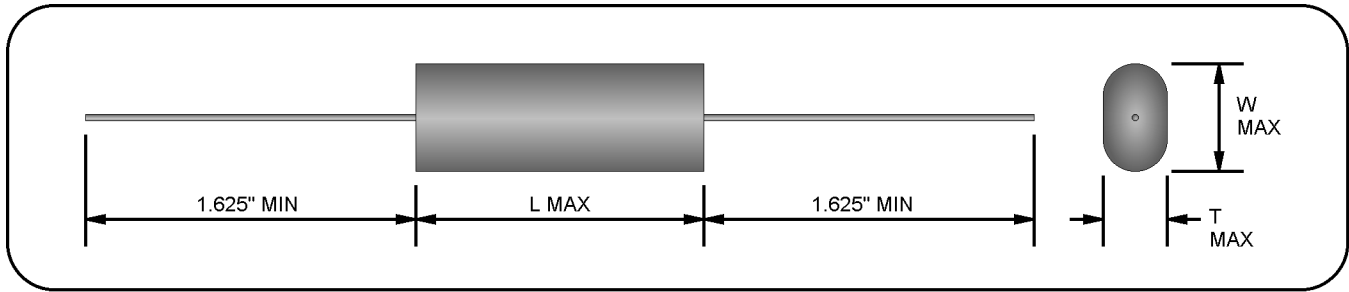
301 WEST O STREET • OGALLALA, NE 69153

Phone: (308) 284-3611

e-mail: sales@ascapacitor.com

Fax: (308) 284-8324

web: www.ascapacitor.com



400VDC					
CAP (μF)	T MAX	W MAX	L MAX	AWG	I _{PEAK} (A)
0.0010	0.140" (3.6mm)	0.230" (5.8mm)	0.450" (11.4mm)	24	0.06
0.0012	0.140" (3.6mm)	0.230" (5.8mm)	0.450" (11.4mm)	24	0.07
0.0015	0.140" (3.6mm)	0.230" (5.8mm)	0.450" (11.4mm)	24	0.08
0.0018	0.140" (3.6mm)	0.230" (5.8mm)	0.450" (11.4mm)	24	0.10
0.0022	0.140" (3.6mm)	0.230" (5.8mm)	0.450" (11.4mm)	24	0.12
0.0027	0.140" (3.6mm)	0.230" (5.8mm)	0.450" (11.4mm)	24	0.15
0.0033	0.140" (3.6mm)	0.230" (5.8mm)	0.450" (11.4mm)	24	0.18
0.0039	0.150" (3.8mm)	0.240" (6.1mm)	0.450" (11.4mm)	24	0.21
0.0047	0.160" (4.1mm)	0.260" (6.6mm)	0.450" (11.4mm)	24	0.26
0.0056	0.140" (3.6mm)	0.230" (5.8mm)	0.580" (14.7mm)	24	0.20
0.0068	0.140" (3.6mm)	0.230" (5.8mm)	0.580" (14.7mm)	24	0.24
0.0082	0.140" (3.6mm)	0.230" (5.8mm)	0.580" (14.7mm)	24	0.30
0.010	0.160" (4.1mm)	0.250" (6.4mm)	0.580" (14.7mm)	24	0.36
0.012	0.170" (4.3mm)	0.270" (6.9mm)	0.580" (14.7mm)	24	0.43
0.015	0.190" (4.8mm)	0.290" (7.4mm)	0.580" (14.7mm)	24	0.54
0.018	0.210" (5.3mm)	0.300" (7.6mm)	0.580" (14.7mm)	24	0.65
0.022	0.230" (5.8mm)	0.330" (8.4mm)	0.580" (14.7mm)	24	0.79
0.027	0.260" (6.6mm)	0.350" (8.9mm)	0.580" (14.7mm)	24	1.0
0.033	0.280" (7.1mm)	0.380" (9.7mm)	0.580" (14.7mm)	24	1.2
0.039	0.240" (6.1mm)	0.340" (8.6mm)	0.700" (17.8mm)	24	0.90
0.047	0.260" (6.6mm)	0.360" (9.1mm)	0.700" (17.8mm)	24	1.1

400VDC					
CAP (μF)	T MAX	W MAX	L MAX	AWG	I _{PEAK} (A)
0.056	0.290" (7.4mm)	0.380" (9.7mm)	0.700" (17.8mm)	24	1.3
0.068	0.270" (6.9mm)	0.360" (9.1mm)	0.830" (21.1mm)	24	1.2
0.082	0.300" (7.6mm)	0.390" (9.9mm)	0.830" (21.1mm)	24	1.4
0.10	0.330" (8.4mm)	0.420" (10.7mm)	0.830" (21.1mm)	22	1.7
0.12	0.360" (9.1mm)	0.450" (11.4mm)	0.830" (21.1mm)	22	2.0
0.15	0.320" (8.1mm)	0.410" (10.4mm)	0.950" (24.1mm)	24	2.1
0.18	0.390" (9.9mm)	0.480" (12.2mm)	0.950" (24.1mm)	22	2.5
0.22	0.330" (8.4mm)	0.490" (12.4mm)	1.200" (30.5mm)	22	2.2
0.27	0.360" (9.1mm)	0.530" (13.5mm)	1.200" (30.5mm)	22	2.7
0.33	0.410" (10.4mm)	0.570" (14.5mm)	1.200" (30.5mm)	20	3.3
0.39	0.440" (11.2mm)	0.610" (15.5mm)	1.200" (30.5mm)	20	3.9
0.47	0.490" (12.4mm)	0.650" (16.5mm)	1.200" (30.5mm)	20	4.7
0.56	0.540" (13.7mm)	0.700" (17.8mm)	1.200" (30.5mm)	20	5.6
0.68	0.520" (13.2mm)	0.680" (17.3mm)	1.450" (36.8mm)	20	5.4
0.82	0.510" (13.0mm)	0.680" (17.3mm)	1.700" (43.2mm)	20	4.9
1.0	0.520" (13.2mm)	0.690" (17.5mm)	1.950" (49.5mm)	20	6.0
1.2	0.570" (14.5mm)	0.740" (18.8mm)	1.950" (49.5mm)	20	7.2
1.5	0.640" (16.3mm)	0.810" (20.6mm)	1.950" (49.5mm)	20	9.0
1.8	0.710" (18.0mm)	0.880" (22.4mm)	1.950" (49.5mm)	20	10.8
2.0	0.750" (19.1mm)	0.920" (23.4mm)	1.950" (49.5mm)	20	12.0

LIMITED AVAILABILITY!! - SEE AVAILABILITY NOTE ON PAGE 5

301 WEST O STREET • OGALLALA, NE 69153

Phone: (308) 284-3611

e-mail: sales@ascapacitor.com

Fax: (308) 284-8324

web: www.ascapacitor.com

GENERAL SPECIFICATIONS

PHYSICAL CHARACTERISTICS

CONSTRUCTION: NON-INDUCTIVE WOUND METALLIZED POLYCARBONATE.

CASE: FLAME RETARDANT TAPE WRAP CASE AND EPOXY FILL.

LEAD MATERIAL: AXIAL SOLDER COATED OR TINNED SOLID WIRE, AWG AS SPECIFIED IN TABLES.

DIMENSIONS: AS SPECIFIED IN TABLES.

ELECTRICAL CHARACTERISTICS

CAPACITANCE: AS SPECIFIED IN TABLES \pm REQUESTED TOLERANCE WHEN MEASURED AT OR REFERRED TO 1000 \pm 20 HZ AND 25 \pm 5 °C.

TOLERANCE: \pm 1%, \pm 2%, \pm 5%, \pm 10%, AND \pm 20% AVAILABLE. OTHER TOLERANCES AVAILABLE UPON REQUEST.

DISSIPATION FACTOR: SHALL NOT BE GREATER THAN 0.3% WHEN MEASURED AT OR REFERRED TO 1000 \pm 20 HZ AND 25 \pm 5 °C.

INSULATION RESISTANCE: SHALL BE GREATER THAN 50,000 M Ω FOR CAPACITANCE VALUES 0.50 μ F AND LESS OR 25,000 M Ω X μ F FOR CAPACITANCE VALUES GREATER THAN 0.50 μ F WHEN MEASURED AFTER 2 MINUTES ELECTRIFICATION AT RATED VOLTAGE AND 25 \pm 5 °C FOR VOLTAGE RATINGS UP TO AND INCLUDING 100VDC. SHALL BE GREATER THAN 100,000 M Ω FOR CAPACITANCE VALUES 0.50 μ F AND LESS OR 50,000 M Ω X μ F FOR CAPACITANCE VALUES GREATER THAN 0.50 μ F WHEN MEASURED AFTER 2 MINUTES ELECTRIFICATION AT RATED VOLTAGE AND 25 \pm 5 °C FOR VOLTAGE RATINGS ABOVE 100VDC.

DIELECTRIC STRENGTH: 200% RATED VOLTAGE FOR 1 MINUTE THROUGH A LIMITING RESISTANCE OF 100 OHMS/VOLT AT 25 \pm 5 °C.

RATED VOLTAGE: 50VDC, 100VDC, 200VDC, AND 400VDC AVAILABLE.

TEMPERATURE: -55 °C TO +125 °C AT FULL RATED VOLTAGE OPERATIONAL TEMPERATURE, +125 °C MAX STORAGE TEMPERATURE.

ADDITIONAL INFORMATION

ORDERING INFORMATION: ALL ASC CAPACITORS ARE ORDERED BY "FAMILY CAP-TOL-VOLT" DESIGNATION. (I.E. TO ORDER A X467 0.1 μ F, \pm 10%, 200VDC CAPACITOR, REQUEST PART NUMBER "X467 .1-10-200")

SEE ALSO: "GENERAL INFORMATION - POLYCARBONATE CAPACITORS" DOCUMENT FOR ADDITIONAL PHYSICAL, ELECTRICAL, AND PERFORMANCE CHARACTERISTICS NOT MENTIONED IN THIS FILE.

WARNING: INFORMATION ON THIS FILE IS SUBJECT TO CHANGE WITHOUT NOTICE AT ASC'S DISCRETION.

AVAILABILITY: POLYCARBONATE DIELECTRIC IS NO LONGER MANUFACTURED FOR CAPACITOR PRODUCTION. AVAILABILITY IS LIMITED TO REMAINING ASC RAW MATERIAL AND FINISHED GOODS STOCK. POLYCARBONATE DIELECTRIC IS NOT RECOMMENDED FOR NEW OR ONGOING DESIGNS.

LAST MODIFIED: 09/26/01