

RoHS Pb **218 Series, 5 x 20 mm, Time-Lag (Slo-Blo®) Fuse**
VDE CCC PS E RU SP S CE DE



Description

5x20mm Time-Lag glass body cartridge fuse designed to IEC specification.











Features

- Designed to International (IEC) Standards for use globally
- Meets the IEC 60127-2, Sheet 3 specification for Time-Lag fuses
- Available in cartridge and axial lead form
- RoHS compliant and lead-free

Applications

Used as supplementary protection in appliance or utilization equipment to provide individual protection for components or internal circuits.

Agency Approvals

Agency	Agency File Number	Ampere Range
	Cartridge Certificates: NBK120802-E10480 A&C Leaded Certificates: NBK120802-E10480 B&D	1A – 5A 6.3A – 15A
	Certificates: 2005010207145715	32mA – 6.3A
	Certificates: SU05001-3005 SU05001-2008 SU05001-2009	32mA – 40mA 50mA – 800mA 1A – 10A
	Recognised File: E10480 Guide: JDYX2	32mA – 16A
	File: 029862 Acc. Class: LR1422-30	32mA – 15A
	License: KM41462	80mA – 6.3A
	File: 9850004, 9843043, 811742, 304650, 416270	32mA – 6.3A
	License: 40013496	32mA – 10A
	License: 40016604	15A*
		32mA – 16A

* Approval for Cartridge versions only

Electrical Characteristics

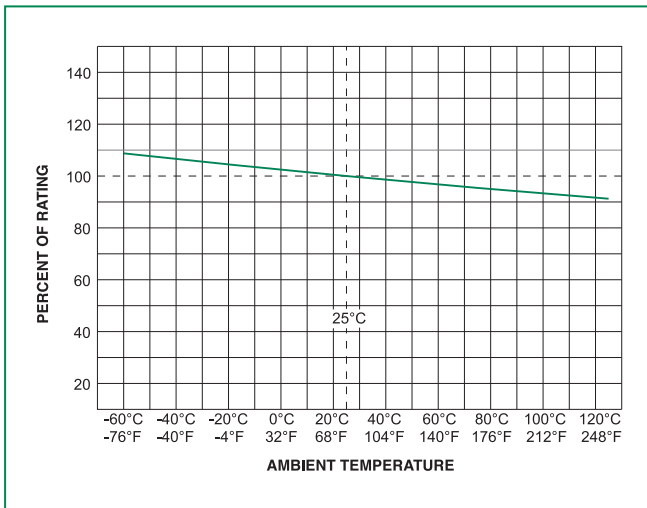
% of Ampere Rating	Ampere Rating	Opening Time
150%	32mA-100mA	60 minutes, Minimum
	125mA-6.3A	60 minutes, Minimum
	8A-15A	30 minutes, Minimum
210%	32mA-100mA	120 sec., Maximum
	125mA-6.3A	120 sec., Maximum
	8A-15A	120 sec., Maximum
275%	32mA-100mA	200 ms., Min.; 10 sec. Max.
	125mA-6.3A	600 ms., Min.; 10 sec. Max.
	8A-15A	600 ms., Min.; 10 sec. Max.
400%	32mA-100mA	40 ms., Min.; 3 sec. Max.
	125mA-6.3A	150 ms., Min.; 3 sec. Max.
	8A-15A	150 ms., Min.; 3 sec. Max.
1000%	32mA-100mA	10 ms., Min.; 300 ms. Max.
	125mA-6.3A	20 ms., Min.; 300 ms. Max.
	8A-15A	20 ms., Min.; 300 ms. Max.

Electrical Characteristics

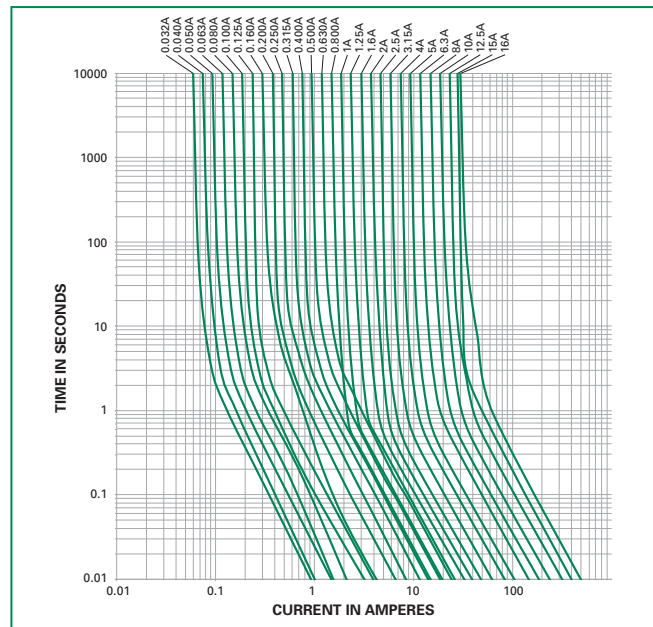
Amp Code	Amp Rating (A)	Voltage Rating (V)	Interrupting Rating	Nominal Cold Resistance (Ohms)	Nominal Melting I ² t (A ² sec)	Nominal Voltage Drop at Rated Current (mV)	Nominal Power Dissipation At Rated Current (W)	Agency Approvals									
								UL	CCC	PS E	RU	SP	S	CE	DVE	CSA	
.032	0.032	250	35 A @ 250 VAC	48.2580	0.01100	5000	1.6	x	x		x	x	x	x	x		
.040	0.04	250		31.8620	0.01100	4000	1.6	x	x		x	x	x	x	x		
.050	0.05	250		21.2920	0.01700	3500	1.6	x	x		x	x	x	x	x		
.063	0.063	250		14.2680	0.02800	3000	1.6	x	x		x	x	x	x	x		
.080	0.08	250		9.0700	0.07500	2500	1.6	x	x		x	x	x	x	x	x	
.100	0.1	250		6.0180	0.07900	2000	1.6	x	x		x	x	x	x	x	x	
.125	0.125	250		4.2000	0.1465	1900	1.6	x	x		x	x	x	x	x	x	
.160	0.16	250		3.7000	0.14400	1500	1.6	x	x		x	x	x	x	x	x	
.200	0.2	250		1.6000	0.3410	1300	1.6	x	x		x	x	x	x	x	x	
.250	0.25	250		1.0495	0.5405	1100	1.6	x	x		x	x	x	x	x	x	
.315	0.315	250		0.8475	1.1100	1000	1.6	x	x		x	x	x	x	x	x	
.400	0.4	250		0.5350	1.3250	900	1.6	x	x		x	x	x	x	x	x	
.500	0.5	250		0.3700	2.8250	300	1.6	x	x		x	x	x	x	x	x	
.630	0.63	250		0.2750	4.6750	250	1.6	x	x		x	x	x	x	x	x	
.800	0.8	250		0.0813	3.370	150	1.6	x	x		x	x	x	x	x	x	
001.	1	250		0.0613	6.730	150	1.6	x	x	x	x	x	x	x	x	x	
1.25	1.25	250		0.0446	12.650	150	1.6	x	x	x	x	x	x	x	x	x	
01.6	1.6	250		0.0336	23.350	150	1.6	x	x	x	x	x	x	x	x	x	
002.	2	250		0.0293	14.450	150	1.6	x	x	x	x	x	x	x	x	x	
02.5	2.5	250		0.0219	23.250	120	1.6	x	x	x	x	x	x	x	x	x	
3.15	3.15	250	0.0173	38.150	100	1.6	x	x	x	x	x	x	x	x	x		
004.	4	250	40 A @ 250 VAC	0.0129	69.10	100	1.6	x	x	x	x	x	x	x	x		
005.	5	250	50 A @ 250 VAC	0.0104	111.00	100	1.6	x	x	x	x	x	x	x	x		
06.3	6.3	250	63 A @ 250 VAC	0.0076	198.50	100	1.6	x	x	x	x	x	x	x	x		
008.	8	250	80 A @ 250 VAC	0.0059	341.50	100	4	x		x	x	x		x	x		
010.	10	250	100 A @ 250 VAC	0.0045	568.00	100	4	x		x	x	x		x	x		
12.5	12.5	250	63 A @ 250 VAC	0.0034	889.00	100	4			x	x			x			
015.	15	250	100 A @ 250 VAC	0.0028	1405.00	100	4			x	x	x		x	x*		
016.	16	250	63 A @ 250 VAC	0.0021	1955.00	100	4				x			x			

* Approval for cartridge versions only

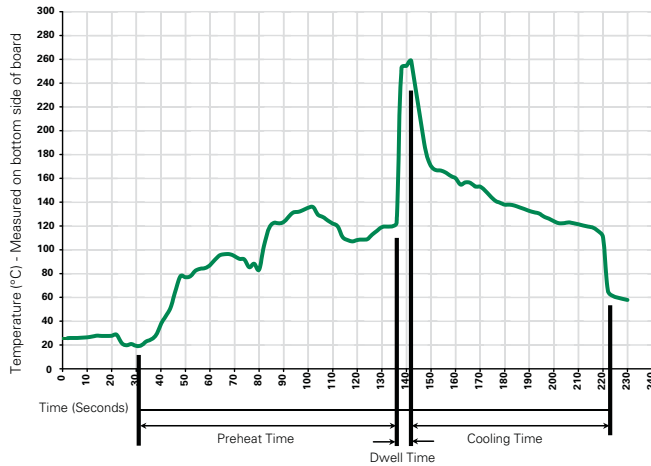
Temperature Derating Curve



Average Time Current Curves



Soldering Parameters - Wave Soldering



Recommended Process Parameters:

Wave Parameter	Lead-Free Recommendation
Preheat: (Depends on Flux Activation Temperature)	(Typical Industry Recommendation)
Temperature Minimum:	100° C
Temperature Maximum:	150° C
Preheat Time:	60-180 seconds
Solder Pot Temperature:	260° C Maximum
Solder Dwell Time:	2-5 seconds

Recommended Hand-Solder Parameters:

Solder Iron Temperature: 350° C +/- 5° C
 Heating Time: 5 seconds max.

Note: These devices are not recommended for IR or Convection Reflow process.

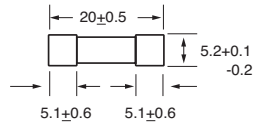
Product Characteristics

Material	Body: Glass Cap: Nickel-plated Brass Leads: Tin-plated Copper
Terminal Strength	MIL-STD-202G, Method 211A, Test Condition A
Solderability	Reference IEC 60127 Second Edition 2003-01 Annex A
Product Marking	Cap1: Brand logo, current and voltage ratings Cap2: Agency approval marks
Packaging	Available in Bulk (M=1000 pcs/pkg) or on Tape/Reel (MRET1=1000 pcs/reel)

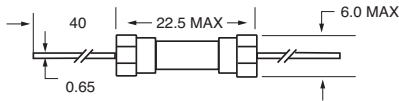
Operating Temperature	-55°C to +125°C
Thermal Shock	MIL-STD-202G, Method 107G, Test Condition B (5 cycles, -65°C to +125°C)
Vibration	MIL-STD-202G, Method 201A
Humidity	MIL-STD-202G, Method 103B, Test Condition A (High RH (95%) and elevated temperature (40°C) for 240 hours)
Salt Spray	MIL-STD-202G, Method 101D, Test Condition B

Dimensions

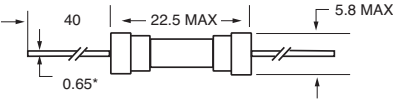
0218 000P



**0218.032 XEP
to
0218.100XEP**



**0218.125 XEP
to
0218016. XEP**

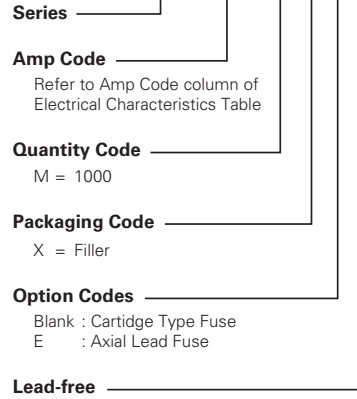


All dimensions in mm

Notes:
 * Ratings above 6.3A
 have 0.8 mm dia lead

Part Numbering System

0218 xxxx M X E P



Packaging

Packaging Option	Packaging Specification	Quantity	Quantity & Packaging Code	Taping Width
218 Series				
Bulk	N/A	1000	MX	N/A
Bulk	N/A	1000	MXE	N/A
Reel and Tape	EIA 296-E	1000	MRET1	T1=52mm (2.062")
Bulk	N/A	1000	MXG	N/A
Bulk	N/A	1000	MXB	N/A
Bulk	N/A	100	HX	N/A

Mouser Electronics

Authorized Distributor

Click to View Pricing, Inventory, Delivery & Lifecycle Information:

Littelfuse:

[02183.15MRET1P](#) [2183.15XP](#) [218005.XP](#) [21806.3XP](#) [218.200XP](#) [218.500XP](#) [218015.XP](#) [218008.XP](#) [218.800XP](#)
[021801.6HXP](#) [0218010.MXP](#) [02181.25MXEP](#) [021806.3MXEP](#) [0218.063MXEP](#) [0218.032HXP](#) [02183.15HXP](#)
[0218.125HXP](#) [0218.125MXP](#) [0218.032MXP](#) [0218.315MXEP](#) [0218004.MXP](#) [0218005.MXEP](#) [0218008.MXEP](#)
[0218.800MXEP](#) [0218.100MXP](#) [0218002.HXP](#) [0218.063MXP](#) [218.063XP](#) [0218.400HXP](#) [0218001.MXEP](#)
[0218.080HXP](#) [021801.6MXEP](#) [0218.050MXP](#) [0218.630HXP](#) [0218.032MXEP](#) [0218015.MXEP](#) [0218.800MXP](#)
[0218.050HXP](#) [0218010.HXP](#) [02181.25HXP](#) [021802.5HXP](#) [0218.160MXEP](#) [0218.250MXP](#) [0218015.HXP](#)
[0218.040MXP](#) [0218.500MXP](#) [0218.080MXP](#) [0218.315MXP](#) [0218.400MXP](#) [0218001.MXP](#) [02183.15MXEP](#)
[0218.500HXP](#) [218.400XP](#) [21801.6XEP](#) [218008.XEP](#) [021812.5MXEP](#) [021812.5MXP](#) [0218016.MXEP](#) [0218016.MXP](#)
[0218.315MRET1P](#) [0218.080MRET1P](#) [0218.800MRET1P](#) [02181.25MRET1P](#) [0218010.MRET1P](#) [0218002.MRET1P](#)
[218.032XP](#) [218.100XP](#) [218.125XP](#) [218.315XP](#) [218.630XP](#) [218001.XP](#) [2181.25XP](#) [21801.6XP](#) [21802.5XP](#)
[218004.XP](#) [218010.XP](#) [218.050XP](#) [218.040XP](#) [0218008.MXP](#) [0218.100MXEP](#) [0218.315HXP](#) [0218.063HXP](#)
[0218.040HXP](#) [0218.200HXP](#) [021801.6MXP](#) [021806.3MXP](#) [0218.630MXP](#) [021806.3HXP](#) [0218.500MXEP](#)
[0218.050MXEP](#) [0218.040MXEP](#) [0218.200MXEP](#) [0218.100HXP](#) [02181.25MXP](#) [0218.160MXP](#) [0218002.MXP](#)
[0218015.MXP](#) [0218002.MXEP](#) [0218005.MXP](#) [0218.160HXP](#)