

RoHS Compliant Product
A suffix of "-C" specifies halogen & lead-free


FEATURES

- Low frequency power amplifier
- Circuits chroma output of Color TV

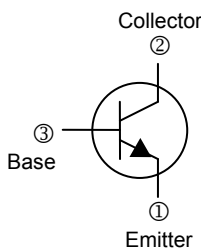
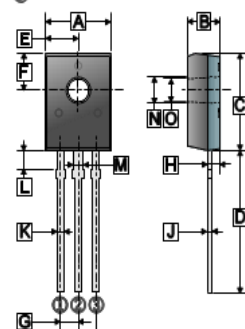
CLASSIFICATION OF h_{FE}

Product-Rank	2SC2688-L	2SC2688-K
Range	100~200	160~250

TO-126



① Emitter
② Collector
③ Base



REF.	Millimeter		REF.	Millimeter	
	Min.	Max.		Min.	Max.
A	7.40	7.80	H	1.10	1.50
B	2.50	2.90	J	0.45	0.60
C	10.60	11.00	K	0.66	0.86
D	15.30	15.70	L	2.10	2.30
E	3.70	3.90	M	1.17	1.37
F	3.90	4.10	N	3.00	3.20
G	2.29 TYP.				

ABSOLUTE MAXIMUM RATINGS ($T_A=25^\circ\text{C}$ unless otherwise specified)

Parameter	Symbol	Rating	Unit
Collector to Base Voltage	V_{CB0}	300	V
Collector to Emitter Voltage	V_{CEO}	300	V
Emitter to Base Voltage	V_{EBO}	5	V
Collector Current - Continuous	I_C	200	mA
Collector Power Dissipation	P_C	1.25	W
Junction, Storage Temperature	T_J, T_{STG}	150, -55~150	$^\circ\text{C}$

ELECTRICAL CHARACTERISTICS ($T_A=25^\circ\text{C}$ unless otherwise specified)

Parameter	Symbol	Min.	Typ.	Max.	Unit	Test Conditions
Collector to Base Breakdown Voltage	$V_{(BR)CB0}$	300	-	-	V	$I_C=100\mu\text{A}, I_E=0$
Collector to Emitter Breakdown Voltage	$V_{(BR)CEO}$	300	-	-	V	$I_C=1\text{mA}, I_B=0$
Emitter to Base Breakdown Voltage	$V_{(BR)EBO}$	5	-	-	V	$I_E=100\mu\text{A}, I_C=0$
Collector Cut - Off Current	I_{CB0}	-	-	0.1	μA	$V_{CB}=200\text{V}, I_E=0$
Emitter Cut - Off Current	I_{EBO}	-	-	0.1	μA	$V_{EB}=5\text{V}, I_C=0$
DC Current Gain	h_{FE}	100	-	250		$V_{CE}=10\text{V}, I_C=10\text{mA}$
Collector to Emitter Saturation Voltage	$V_{CE(sat)}$	-	-	0.5	V	$I_C=50\text{mA}, I_B=5\text{mA}$
Transition Frequency	f_T	-	50	-	MHz	$V_{CE}=30\text{V}, I_C=10\text{mA}$