

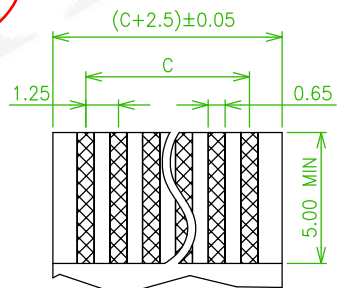
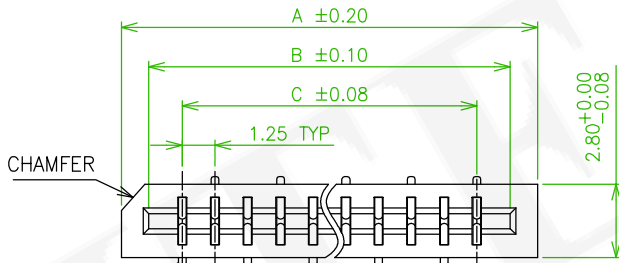
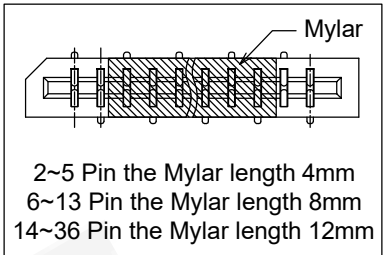
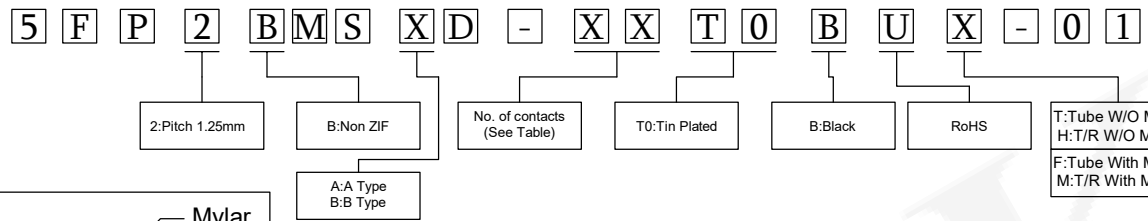
SPECIFICATION

Current Rating: 1 AMP
 Voltage Rating: 100V AD/DC
 Insulation Resistance: 500M Ω Min.
 Contact Resistance: 30m Ω Max.
 Dielectric Voltage: 500V AC/Minute
 Operation Temperature: -25 °C to +85 °C

MATERIAL

Insulator: PA6T, UL 94V-0
 Contact Pin: Phosphor Bronze
 Bright Tin Plated over Nickel.

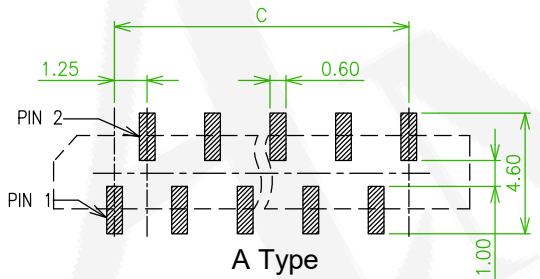
ORDER INFORMATION



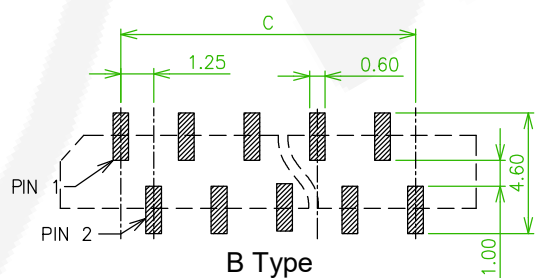
A Type

B Type

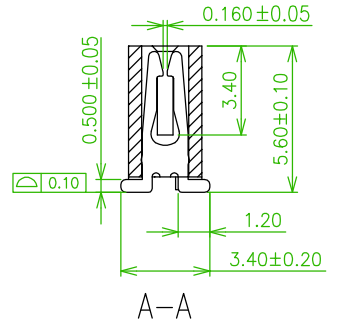
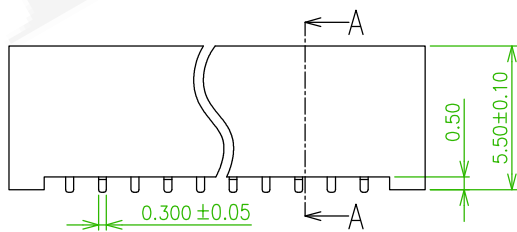
FPC/FFC T=0.30±0.05



A Type



B Type



A-A

Old Part No. : FPC2BMS6-XX-U

Recommended PCB Layout
 (PCB TOLERANCE ±0.05)

Circuits	Dimension		
	A	B	C
4	8.40	6.30	3.75
5	9.65	7.55	5.00
6	10.90	8.80	6.25
7	12.15	10.05	7.50
8	13.40	11.30	8.75
9	14.65	12.55	10.00
10	15.90	13.80	11.25
11	17.15	15.05	12.50
12	18.40	16.30	13.75
14	20.90	18.80	16.25
15	22.15	20.05	17.50
16	23.40	21.30	18.75
17	24.65	22.55	20.00
18	25.90	23.80	21.25
20	28.40	26.30	23.75
21	29.65	27.55	25.00
22	30.90	28.80	26.25
24	33.40	31.30	28.75
27	37.15	35.05	32.50
28	38.40	36.30	33.75

 糧德精密有限公司 Amtek Technology Co., Ltd. TEL: 886-2-2260-6878 FAX: 886-2-2260-8030	品名 TITLE	FPC/FFC 1.25mm Non Zif Straight SMT Type			頁數 Page	1/1
	品號 PART NO.	5FP2BMSXD-XXT0BUX-01			繪圖 DRAWN	Roy 2015/09/23
	圖號 DRAWING NO.	GN033-MD074	版本 REV.	E	核對 CHECKED	John 2015/09/23
	客戶品號 CUSTOMER P/N		比例 SCALE	None	承認 APPROVED	John 2015/09/23
	公差 TOLERANCE	△ .X ± 0.20	單位 UNIT	mm	THIRD ANGLE PROJECTION	
		.XX ± 0.10				

△x1	ECN NO.: 200407 Revise the Dimension Table	Benson	2020/05/27
△x1	Add the contacts: 7 Pin	Mia	2018/04/26
△x1	Revise the Table	Mia	2018/04/12
REV.	ECN NO. OR DESCRIPTION	REVISED	DATE