SPECIFICATION

Current Rate:0.4 AMP
Insulation Resistance:50M W Min
Contact Resisitance:40m W Max
Dielectric voltage:250V AC for one minute
Operation Temperature:-25°C to +85°C

MATERIAL

Insulator:Height Temp.Plastic LCP(UL94V-0)
◎Standard:LCP
Contact Pin:Phosphor Bronze,Tin plated

ORDER INFORMATION

F P C 4 A M S 1 1 - X X T N B X - U

◎:Standard Recommend

- XX: No. of contacts
- T: T:Tin plated
- N: N:Ivory insulator
- B: P.B.C Layout A:A TYPE ◎B:B TYPE
- X: ◎T:Tube R:Taping & Reel
- U: U:RoHS + LCP

B

certified Pb RoHS Compliant

PIN數	DIM=A	DIM=B	DIM=C	DIM=D	DIM=E
60P	35.6	34.5	29.5	30.6	
59P	35.1	34	29	30.1	
58P	34.6	33.5	28.5	29.6	
57P	34.1	33	28	29.1	
56P	33.6	32.5	27.5	28.6	
55P	33.1	32	27	28.1	
54P	32.6	31.5	26.5	27.6	
53P	32.1	31	26	27.1	
52P	31.6	30.5	25.5	26.6	
51P	31.1	30	25	26.1	
50P	30.6	29.5	24.5	25.6	
49P	30.1	29	24	25.1	
48P	29.6	28.5	23.5	24.6	
47P	29.1	28	23	24.1	
46P	28.6	27.5	22.5	23.6	
45P	28.1	27	22	23.1	
44P	27.6	26.5	21.5	22.6	4.9
43P	27.1	26	21	22.1	
42P	26.6	25.5	20.5	21.6	
41P	26.1	25	20	21.1	
40P	25.6	24.5	19.5	20.6	
39P	25.1	24	19	20.1	
38P	24.6	23.5	18.5	19.6	
37P	24.1	23	18	19.1	
36P	23.6	22.5	17.5	18.6	
35P	23.1	22	17	18.1	
34P	22.6	21.5	16.5	17.6	
33P	22.1	21	16	17.1	
32P	21.6	20.5	15.5	16.6	
31P	21.1	20	15	16.1	
30P	20.6	19.5	14.5	15.6	
29P	20.1	19	14	15.1	
28P	19.6	18.5	13.5	14.6	
27P	19.1	18	13	14.1	
26P	18.6	17.5	12.5	13.6	
25P	18.1	17	12	13.1	
24P	17.6	16.5	11.5	12.6	
23P	17.1	16	11	12.1	
22P	16.6	15.5	10.5	11.6	
21P	16.1	15	10	11.1	
20P	15.6	14.5	9.5	10.6	
19P	15.1	14	9	10.1	
18P	14.6	13.5	8.5	9.6	
17P	14.1	13	8	9.1	
16P	13.6	12.5	7.5	8.6	
15P	13.1	12	7	8.1	4.4
14P	12.6	11.5	6.5	7.6	
13P	12.1	11	6	7.1	
12P	11.6	10.5	5.5	6.6	
11P	11.1	10	5	6.1	
10P	10.6	9.5	4.5	5.6	
9P	10.1	9	4	5.1	
8P	9.6	8.5	3.5	4.6	
7P	9.1	8	3	4.1	
6P	8.6	7.5	2.5	3.6	
5P	8.1	7	2	3.1	
4P	7.6	6.5	1.5	2.6	

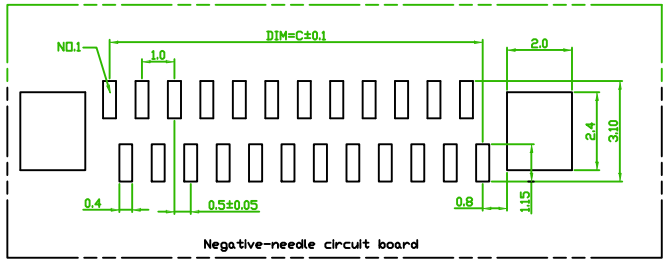

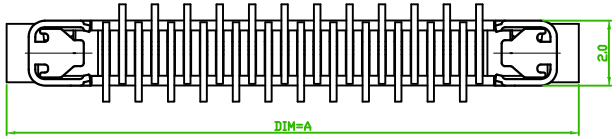

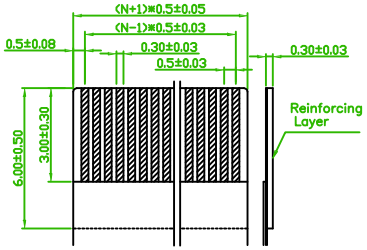

RECOMMENDED FFC/FPC

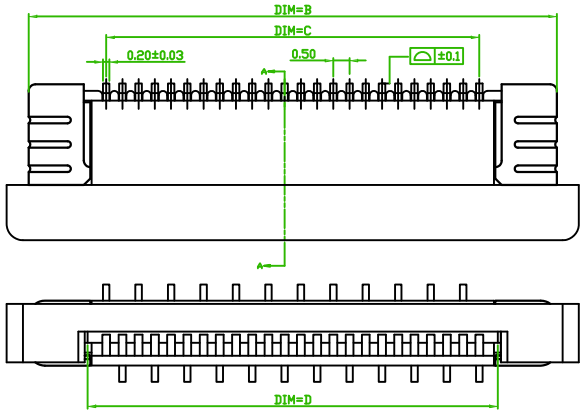

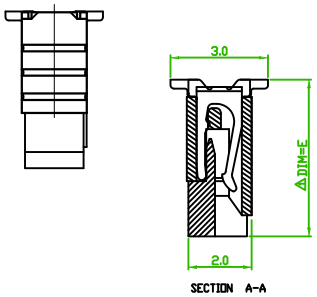

AREA	REV.	DESCRIPTION	DATE
B	B	Revised the Insulator:NY46→LCP	2009/11/20 Sam

AMTEK
糧德企業有限公司
Amtek Technology Co., Ltd.
TEL:886-2-2268-8036
FAX:886-2-2268-8035

品名 TITLE	FPC/FFC 0.5mm ZIF SMT TYPE TOP ENTRY				
品號 PART NO.	FPC4AMS11-XX-B-U			日期 DATE	2009/05/22
圖號 DRAWING NO.	FPC4AMS11-XX-B-U	版本 REV.	B	繪圖 DRAWN	Sam
客戶品號 CUSTOMER P/N		比例 SCALE	FREE	核對 CHECKED	Paul
公差 TOLERANCE	.X ±0.20 .XX ±0.15	單位 UNIT	mm	核准 APPROVED	James