AMTEK

FPC/FFC 0.5mm ZIF SMT Type Top Entry

Specifications
Current Rate:0.4 AMP
Insulation Resistance:500MΩ Min.
Contact Resistance:20mΩ Max.
Dielectric Voltage:200V AC for one minute
Operation Temperature:-55°C to +85°C

Material
Insulator:Polyester,UL 94V-0
◎Standard:Nylon 46
Terminal:Copper Alloy
Plated:Tin Plated



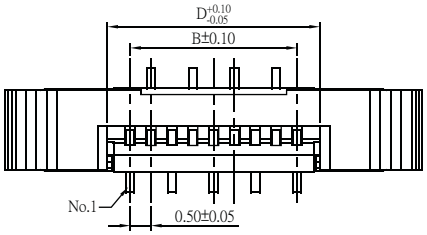

A Type

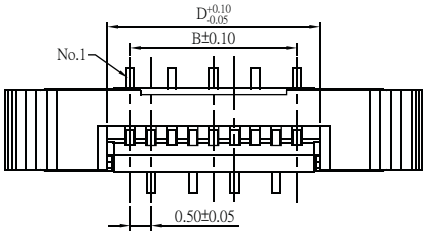

B Type

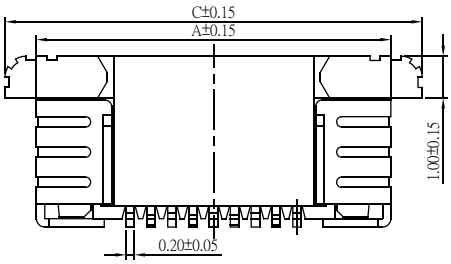

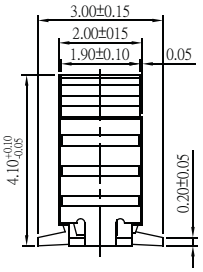

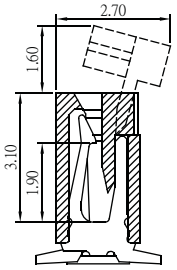

No. of Contacts	Dimensions				No. of Contacts	Dimensions			
	A	B	C	D		A	B	C	D
04	6.00	1.50	7.50	2.60	28	18.00	13.50	19.50	14.60
05	6.50	2.00	8.00	3.10	29	18.50	14.00	20.00	15.10
06	7.00	2.50	8.50	3.60	30	19.00	14.50	20.50	15.60
07	7.50	3.00	9.00	4.10	31	19.50	15.00	21.00	16.10
08	8.00	3.50	9.50	4.60	32	20.00	15.50	21.50	16.60
09	8.50	4.00	10.00	5.10	33	20.50	16.00	22.00	17.10
10	9.00	4.50	10.50	5.60	34	21.00	16.50	22.50	17.60
11	9.50	5.00	11.00	6.10	35	21.50	17.00	23.00	18.10
12	10.00	5.50	11.50	6.60	36	22.00	17.50	23.50	18.60
13	10.50	6.00	12.00	7.10	37	22.50	18.00	24.00	19.10
14	11.00	6.50	12.50	7.60	38	23.00	18.50	24.50	19.60
15	11.50	7.00	13.00	8.10	39	23.50	19.00	25.00	20.10
16	12.00	7.50	13.50	8.60	40	24.00	19.50	25.50	20.60
17	12.50	8.00	14.00	9.10	41	24.50	20.00	26.00	21.10
18	13.00	8.50	14.50	9.60	42	25.00	20.50	26.50	21.60
19	13.50	9.00	15.00	10.10	43	25.50	21.00	27.00	22.10
20	14.00	9.50	15.50	10.60	44	26.00	21.50	27.50	22.60
21	14.50	10.00	16.00	11.10	45	26.50	22.00	28.00	23.10
22	15.00	10.50	16.50	11.60	46	27.00	22.50	28.50	23.60
23	15.50	11.00	17.00	12.10	47	27.50	23.00	29.00	24.10
24	16.00	11.50	17.50	12.60	48	28.00	23.50	29.50	24.60
25	16.50	12.00	18.00	13.10	49	28.50	24.00	30.00	25.10
26	17.00	12.50	18.50	13.60	50	29.00	24.50	30.50	25.60
27	17.50	13.00	19.00	14.10					

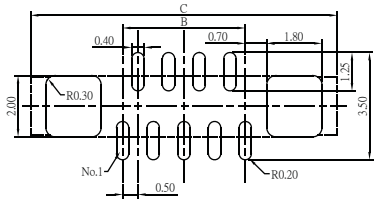

A Type

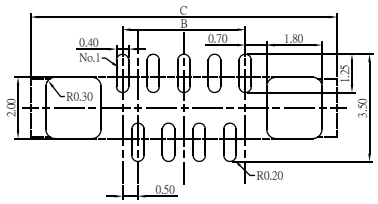

B Type

Recommended PCB Layout
(PCB TOLERANCE ±0.05)

ORDER INFORMATION

F P C 4 A M S 1 - X X T N X X - U

- No. of Contacts
- ◎T:Tin Plated
- ◎N:Ivory Insulator
- P.C.B Layout: A:A Type / B:B Type
- T:Tube / R:Tape & Reel
- U:RoHS + Nylon 46

◎:Standard Recommended