
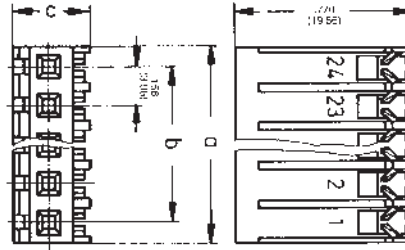


**Series CE/CT
.156" Connectors**

**0.156" (3.96 mm) End and
Through Connectors
Available in 2-24 Circuits
with Optional Cover**

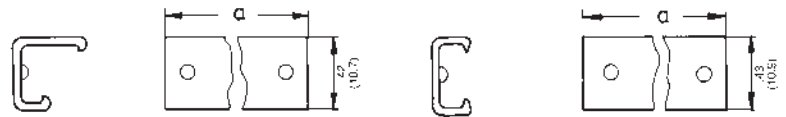


Dimensions

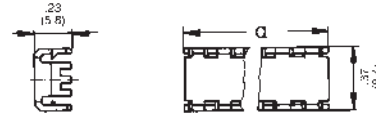


Snap-on Covers EC

Snap-on Covers TC



Strain Relief Combination Cover SCC



Dimensions

No. of Circuits	2	3	4	5	6	7	8	9	10	11	12	13	14	15	16	17	18	19	20	21	22	23	24	
Dim. in in. / (mm)	a	.312 (7.92)	.468 (11.89)	.624 (15.85)	.780 (19.81)	.936 (23.77)	1.092 (27.74)	1.248 (31.70)	1.404 (35.66)	1.560 (39.62)	1.716 (43.59)	1.872 (47.55)	2.028 (51.51)	2.184 (55.47)	2.340 (59.44)	2.496 (63.40)	2.652 (67.36)	2.808 (71.32)	2.964 (75.29)	3.120 (79.25)	3.276 (83.21)	3.432 (87.17)	3.588 (91.14)	3.744 (95.10)
	b	.156 (3.96)	.312 (7.92)	.468 (11.89)	.624 (15.85)	.780 (19.81)	.936 (23.77)	1.092 (27.74)	1.248 (31.70)	1.404 (35.66)	1.560 (39.62)	1.716 (43.59)	1.872 (47.55)	2.028 (51.51)	2.184 (55.47)	2.340 (59.44)	2.496 (63.40)	2.652 (67.36)	2.808 (71.32)	2.964 (75.29)	3.120 (79.25)	3.276 (83.21)	3.432 (87.17)	3.588 (91.14)



Part Number

No. of Circuits 2-24 (Contact Factory For Circuit Availability)					□□ = Number of Circuits
Version	Wire Size				Dimensions c inches (mm)
	AWG 24	AWG 22	AWG 20	AWG 18	
End Connector	CE156F24- □□	CE156F22- □□	CE156F20- □□	CE156F18- □□	.33 (8.4)
Through Connector	CT156F24- □□	CT156F22- □□	CT156F20- □□	CT156F18- □□	.35 (9.0)
AWG Identification Color	Black	Red	Brown	Orange	

Snap-on Cover for End connectors	EC 156F- □□
Snap-on Cover for Through connectors	TC 156F- □□
Strain Relief Combination Cover	SCC156F- □□

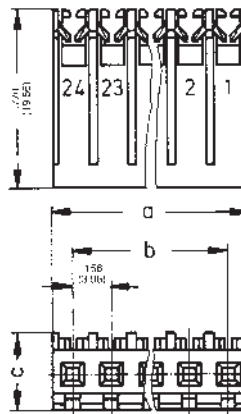
**Series CEH/CTH
High Power
Connectors**

**0.156" (3.96 mm) End and
Through Hi-Power
Connectors Available in 2-12
Circuits with Optional Cover**

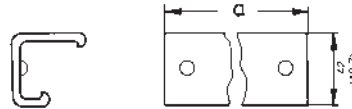


- Provides high current capacity, 18AWG - 12.5 A (75° C)
- Dimpled contact increases hertz stress
- UL 94V-0 rated black housing

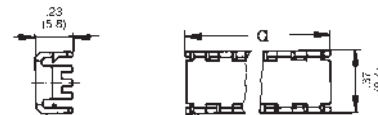
Dimensions



Snap-on Covers EC



Strain Relief Combination Cover SCC



Dimensions

No. of Circuits	2	3	4	5	6	7	8	9	10	11	12	
Dim. in in. / (mm)	a	.312 (7.92)	.468 (11.89)	.624 (15.85)	.780 (19.81)	.936 (23.77)	1.092 (27.74)	1.248 (31.70)	1.404 (35.66)	1.560 (39.62)	1.716 (43.59)	1.872 (47.55)
	b	.156 (3.96)	.312 (7.92)	.468 (11.89)	.624 (15.85)	.780 (19.81)	.936 (23.77)	1.092 (27.74)	1.248 (31.70)	1.404 (35.66)	1.560 (39.62)	1.716 (43.59)

Part Number

No. of Circuits 2-12 (Contact Factory For Circuit Availability)		□□ = Number of Circuits
Version	Wire Size	Dimensions
	AWG 18 (0.8 - 0.9 mm ²)	c inches (mm)
End Connector	CEH156F18-□□	.33 (8.4)
Through Connector	CTH156F18-□□	.35 (9.0)
AWG Identification	none	
Snap-on Cover for End connectors		EC 156F-□□
Strain Relief Combination Cover		SCC156F-□□