



# PJSOT03C-05~PJSOT36C-05

## STANDARD CAPACITANCE TVS ARRAY

**VOLTAGE** 3 ~ 36 Volts **POWER** 500 Watts

### FEATURES

- 500 Watts Peak Pulse Power per Line (  $t_p=8/20 \mu s$  )
- Low Clamping Voltage
- Available in Multiple Voltage Types Ranging from 3V and 36V
- Unidirectional & Bidirectional Configurations
- Lead free in comply with EU RoHS 2002/95/EC directives.
- Green molding compound as per IEC61249 Std. . (Halogen Free)
- IEC61000-4-2 ESD 15kV air, 8kV Contact Compliance

### MECHANICAL DATA

- Case: SOT-23
- Terminals : Solderable per MIL-STD-750, Method 2026
- Weight: 0.0003 ounces, 0.0084 grams

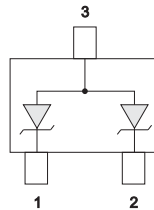
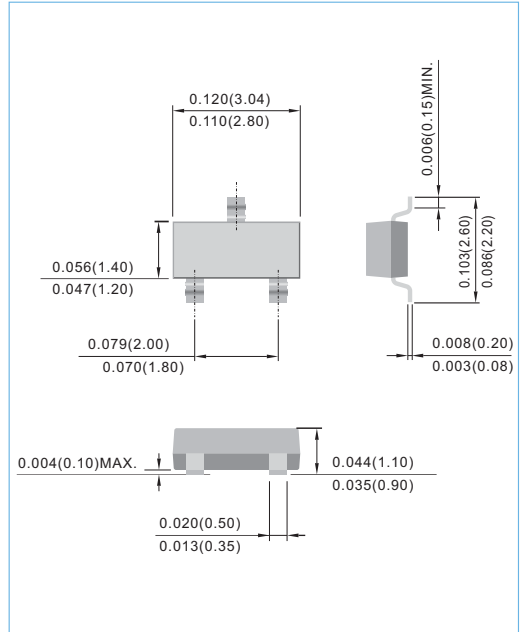


Fig.25

**SOT-23** Unit : inch(mm)



### DEVICE CHARACTERISTICS

Ratings at 25°C unless otherwise specified.

PARAMETER	Symbol	VALUE	Units
Peak Pulse Power ( $t_p=8/20 \mu s$ )	P <sub>PP</sub>	500	Watts
Operating Temperature	T <sub>J</sub>	-50 °C to 150 °C	°C
Storage Temperature	T <sub>STG</sub>	-50 °C to 150 °C	°C
Forward Voltage@ 100mA,300μs-Square Wave	V <sub>F</sub>	1.5	Volts

Part Number	Reverse Stand-off Voltage	Minum Breakdown Voltage	Max Clamping Voltage @ 8/20 μsec	Peak Pulse Current 8/20 μsec	Maximum Leakage Current	Off-State Capacitance, 1MHz Zero dc Bias Note 1	Marking Code
	V <sub>RWM</sub>	@1mA V <sub>BR</sub>	V <sub>CL</sub> @ I <sub>PP</sub>	I <sub>PP</sub>	@V <sub>RWM</sub> I <sub>D</sub>	C <sub>d</sub>	
	Max. V	V	V	Max. A	μA	Max. pF	
PJSOT03C-05	3	4	6.5	43	125	500	1EC
PJSOT05C-05	5	6	9.8	42	20	550	2EC
PJSOT08C-05	8	8.5	13.4	34	10	250	3EC
PJSOT12C-05	12	13.3	19	21	2	150	4EC
PJSOT15C-05	15	16.7	24	17	1	100	5EC
PJSOT24C-05	24	26.7	43	12	1	88	6EC
PJSOT36C-05	36	40	51	9	1	80	7EC

Note 1: Capacitance is measured between Pin 3 and either Pin 1 or 2 for the PJSOT03-05C and PJSOT36C-05 individual capacitance is measured between Pin 1 to Pin 3 or Pin2 to Pin 3.



# PJSOT03C-05~PJSOT36C-05

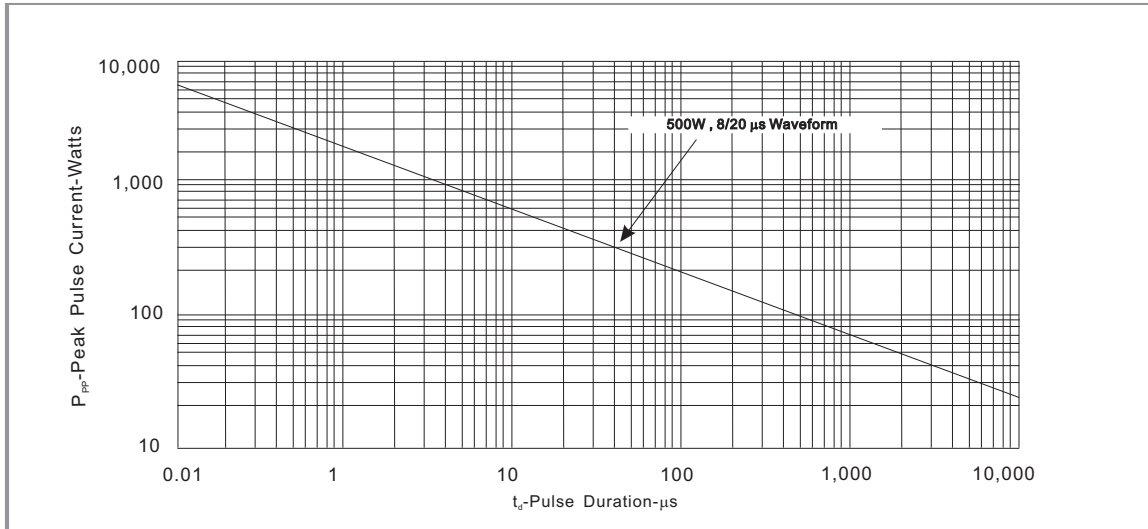


FIG.1- PEAK PULSE POWER VS PULSE TIME

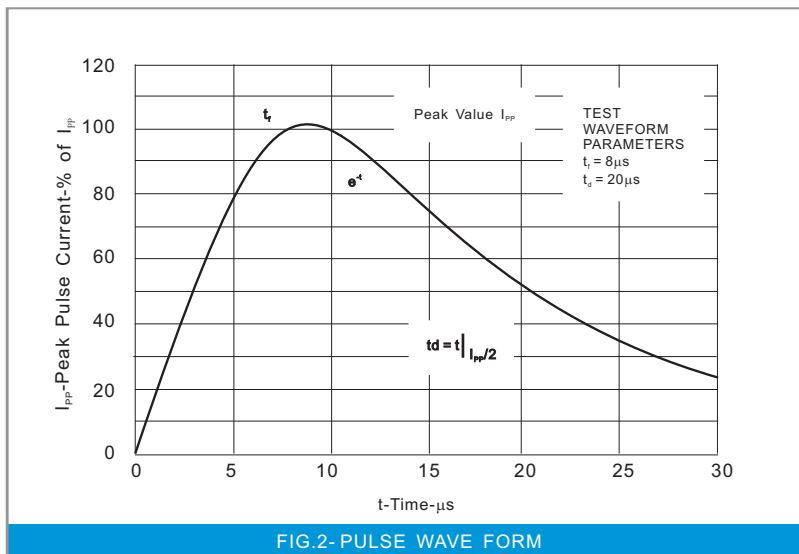


FIG.2- PULSE WAVE FORM

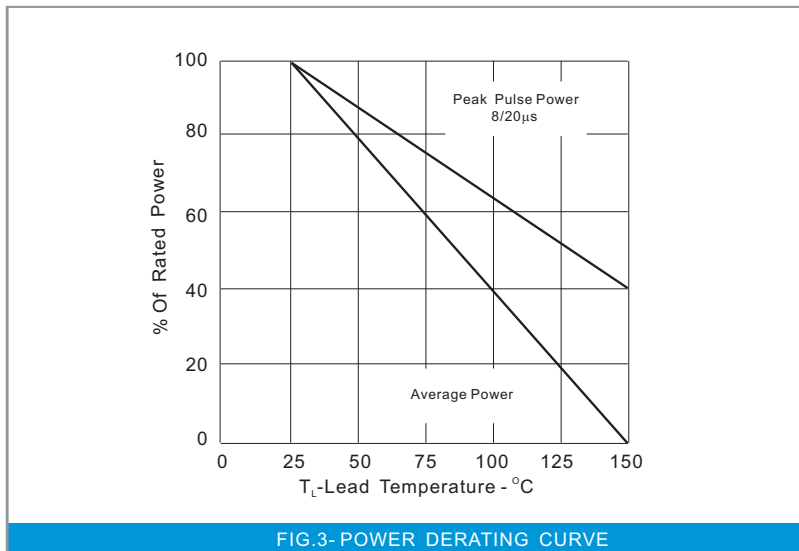
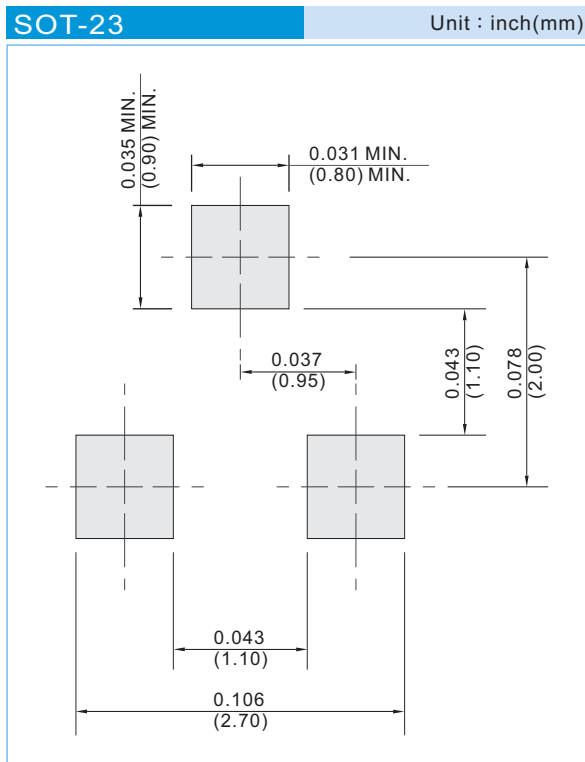


FIG.3- POWER DERATING CURVE



# PJSOT03C-05~PJSOT36C-05

## MOUNTING PAD LAYOUT



## ORDER INFORMATION

- Packing information
  - T/R - 12K per 13" plastic Reel
  - T/R - 3K per 7" plastic Reel

## LEGAL STATEMENT

### Copyright PanJit International, Inc 2012

The information presented in this document is believed to be accurate and reliable. The specifications and information herein are subject to change without notice. Pan Jit makes no warranty, representation or guarantee regarding the suitability of its products for any particular purpose. Pan Jit products are not authorized for use in life support devices or systems. Pan Jit does not convey any license under its patent rights or rights of others.