



(0.635 mm) .025" PITCH • QTS/QSS SERIES

NRZ  
25  
Gbps



**QTS**  
Board Mates:  
QSS

**QSS**  
Board Mates:  
QTS

**QTS/QSS**  
Cable Mates:  
SQCD

Standoffs:  
SO



**-025, -050, -075**  
(50 total positions per bank)

Specify LEAD STYLE from Chart

**-F**  
= Gold flash on contact, Matte Tin on tail

**-L**  
= 10 μ" (0.25 μm) Gold on contact, Matte Tin on tail

**-C**  
= 50 μ" (1.27 μm) Electro-Polished Selective Gold on contact, Matte Tin on tail (passes 10 year MFG testing)

**-K**  
= (7.00 mm) .275" DIA Polyimide film Pick & Place Pad

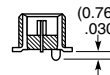
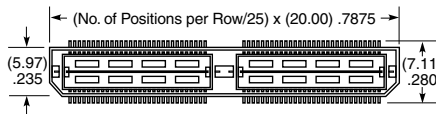
Leave blank for Tray Packaging

**-TR**  
= Tape & Reel

**-FR**  
= Full Reel Tape & Reel must order max. quantity per reel; contact Samtec for quantity breaks)

**SPECIFICATIONS**

**Insulator Material:** Liquid Crystal Polymer  
**Contact Material:** Phosphor Bronze  
**Plating:** Au or Sn over 50 μ" (1.27 μm) Ni  
**Current Rating:** Contact: 1.8 A per pin (2 pins powered) Ground Plane: 23.1 A per ground plane (1 ground plane powered)  
**Operating Temp Range:** -55 °C to +125 °C  
**Voltage Rating:** 285 VAC  
**Max Cycles:** 100



QTS LEAD STYLE	A	MATED HEIGHT WITH QSS
-01	(4.27) .168	(5.00) .197
-02	(7.26) .286	(8.00) .315

\*Processing conditions will affect mated height. See SO Series for board space tolerances.

View complete specifications at: [samtec.com?QTS](http://samtec.com?QTS)

**PROCESSING**

**Lead-Free Solderable:** Yes  
**QTS SMT Lead Coplanarity:** (0.10 mm) .004" max (025-075)  
**QSS SMT Lead Coplanarity:** (0.10 mm) .004" max (025-050) (0.15 mm) .006" max (075)\* \*(.004" stencil solution may be available; contact ipg@samtec.com)  
**Board Stacking:** For applications requiring more than two connectors contact ipg@samtec.com



**-025, -050, -075**  
(50 total positions per bank)

**-F**  
= Gold flash on contact, Matte Tin on tail

**-L**  
= 10 μ" (0.25 μm) Gold on contact, Matte Tin on tail

**-C**  
= 50 μ" (1.27 μm) Electro-Polished Selective Gold on contact, Matte Tin on tail (passes 10 year MFG testing)

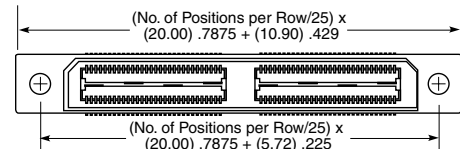
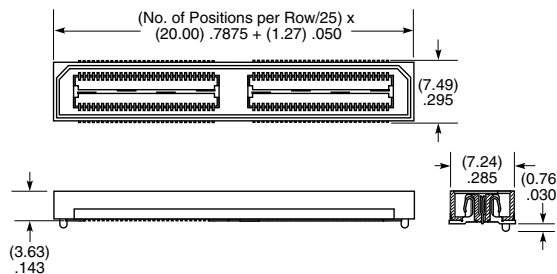
**-GP**  
= Guide Holes for mating with QTS-RA

**-K**  
= (8.25 mm) .325" DIA Polyimide Film Pick & Place Pad

Leave blank for Tray Packaging

**-TR**  
= Tape & Reel

**-FR**  
= Full Reel Tape & Reel must order max. quantity per reel; contact Samtec for quantity breaks)



**-GP OPTION**

**Note:** Some lengths, styles and options are non-standard, non-returnable.

View complete specifications at: [samtec.com?QSS](http://samtec.com?QSS)