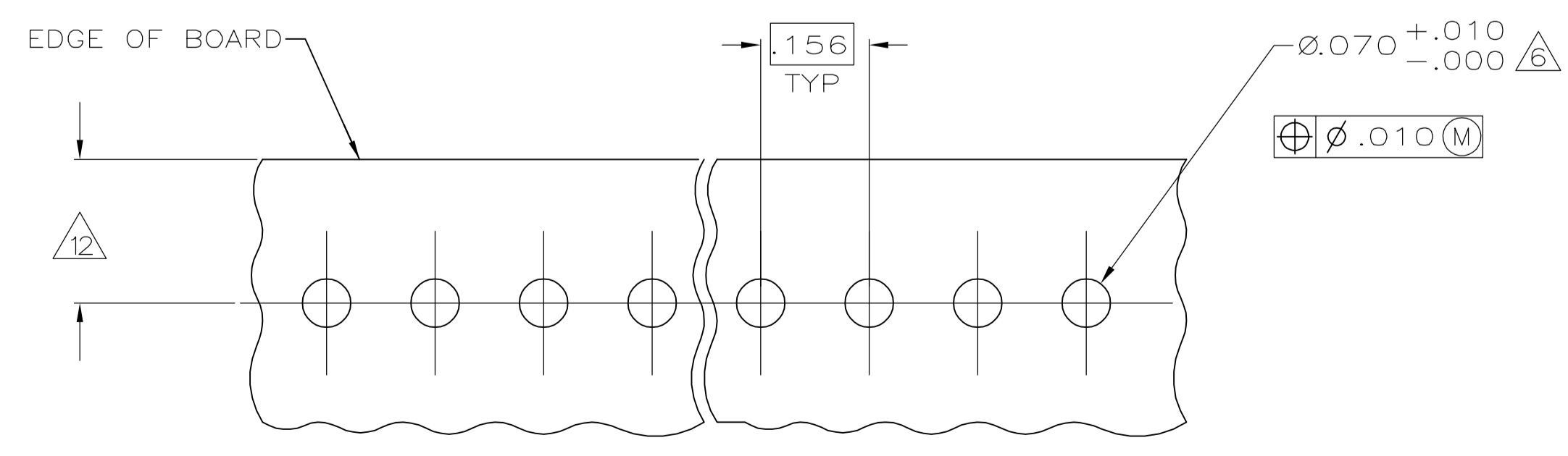
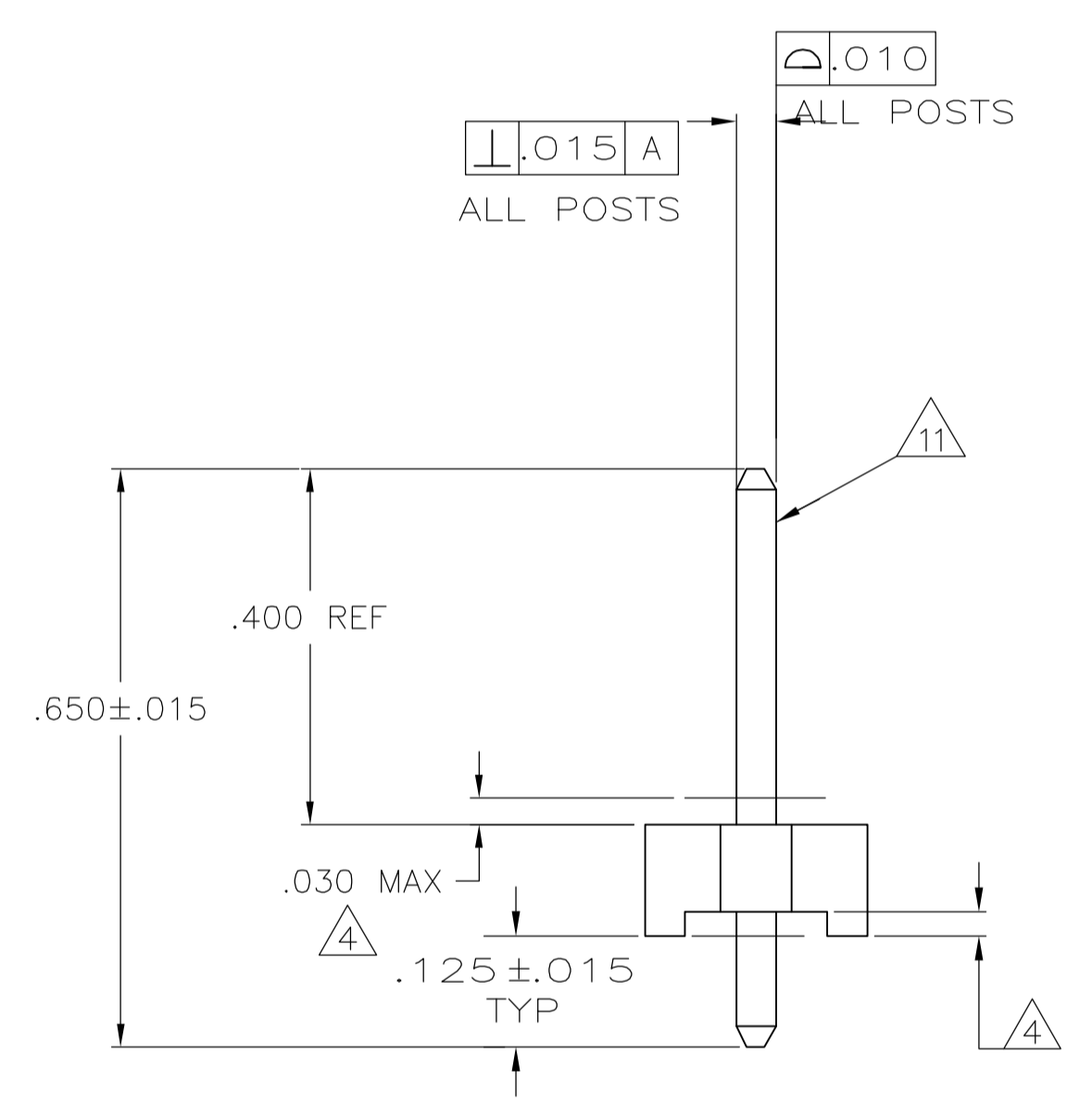
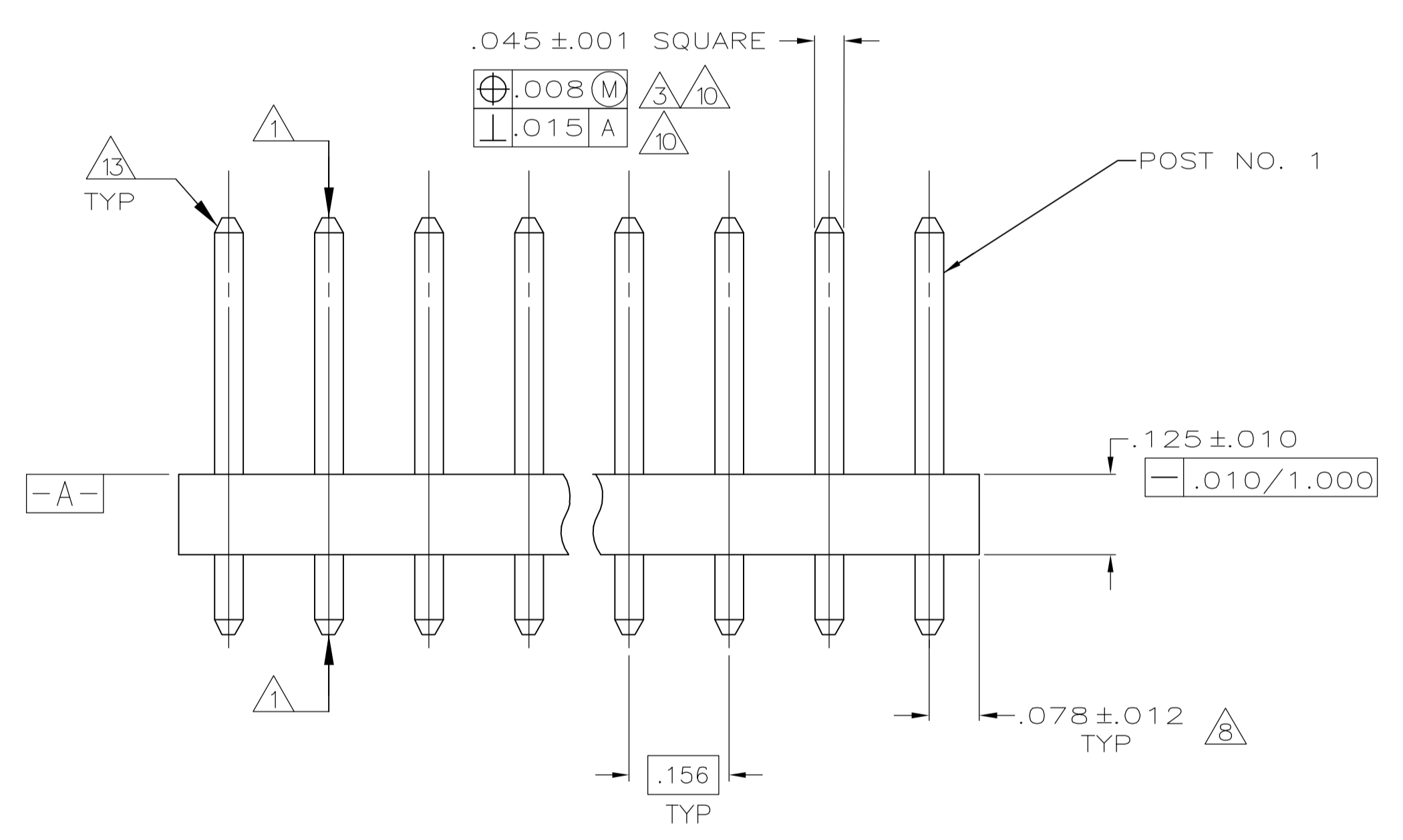


- 1 POST TO WITHSTAND 13 NEWTONS (3LBS.) MIN. AXIAL FORCE IN BOTH DIRECTIONS SHOWN WITHOUT DISLODGING.
- 2 TOLERANCES APPLY TO SOLDER SIDE OF BOARD.
- 3 MEASURED AT SURFACE -A-
- 4 PLASTIC FLASH PERMITTED IN THIS AREA.
- 5 PARTS COMPLY WITH AMP SOLDERABILITY SPEC. NO. 109-11-2.
- 6 ONE HOLE MAY BE UNDERSIZED (.065/.060 DIA.) FOR ASSEMBLY RETENTION DURING WAVE SOLDERING.
- 7 MATERIAL: HEADER-THERMOPLASTIC POLYESTER
GLASS-FILLED 94V-0(NATURAL)
POST-COPPER ALLOY (TIN PLATED)
- 8 COORDINATE DIMENSION APPLIES FROM CENTER OF ACTUAL FEATURE.
- 9 PLASTIC BURRS CAUSED BY CUT-OFF TOOLING ARE PERMITTED WITHIN THE MAXIMUM TOLERANCE ENVELOPE.
- 10 POST TO BE MEASURED WHEN STRIP IS HELD FLAT.
- 11 POST MUST WITHSTAND TWO 90° BENDS AGAINST EXTRUSION WITHOUT BREAKING.
- 12 DIMENSION SHOULD BE .140 MIN WHEN MATING WITH A MTA 156 CONNECTOR ASSEMBLY OR A SL-156 CONNECTOR ASSEMBLY.
- 13 PIN BURR OF .005 MAX. VERTICAL AND .003 MAX. HORIZONTAL PERMITTED AT POST TIPS ON BOTH ENDS.



RECOMMENDED MOUNTING HOLE PATTERN FOR .063 THICK P.C. BOARD

IN	MM	IN	MM
.065	1.65	-	-
.063	1.60	-	-
.060	1.52	-	-
.045	1.14	-	-
.030	0.76	1.000	25.40
.018	0.46	.700	17.78
.015	0.38	.450	11.43
.012	0.30	.250	6.35
.010	0.25	.156	3.96
.008	0.20	.140	3.56
.005	0.13	.125	3.18
.003	0.08	.078	1.98
.001	0.03	.070	1.78
IN	MM	IN	MM

CONVERSION TABLE

3.744	95.10	24	2-640383-4
3.588	91.14	23	2-640383-3
3.432	87.17	22	2-640383-2
3.276	83.21	21	2-640383-1
3.120	79.25	20	2-640383-0
2.964	75.29	19	1-640383-9
2.808	71.32	18	1-640383-8
2.652	67.36	17	1-640383-7
2.496	63.40	16	1-640383-6
2.340	59.44	15	1-640383-5
2.184	55.47	14	1-640383-4
2.028	51.51	13	1-640383-3
1.872	47.55	12	1-640383-2
1.716	43.59	11	1-640383-1
1.560	39.62	10	1-640383-0
1.404	35.66	9	640383-9
1.248	31.70	8	640383-8
1.092	27.74	7	640383-7
.936	23.77	6	640383-6
.780	19.81	5	640383-5
.624	15.85	4	640383-4
.468	11.89	3	640383-3
.312	7.92	2	640383-2
IN	MM	NUMBER OF POSITIONS	PART NUMBER
L			

THIS DRAWING IS A CONTROLLED DOCUMENT. DIM B LEWIS 10-14-92
 CHK R SWING 10-14-92
 APVD -
 TOLERANCES UNLESS OTHERWISE SPECIFIED:
 0 PLC ± -
 1 PLC ± -
 2 PLC ± -
 3 PLC ± .005
 4 PLC ± -
 ANGLES ± -
 FINISH ± -

tyco Electronics
 Tyco Electronics Corporation
 Harrisburg, PA 17105-3608

MTA-156 HEADER ASSEMBLY,
 PLAIN, STRAIGHT, .045
 SQUARE POST, TIN PLATED

SIZE A1
 CASE CODE 00779
 DRAWING NO. 640383
 WEIGHT -
 CUSTOMER DRAWING

SCALE 5:1
 SHEET 1 OF 1
 REV Y

