

# 1N4728A through 1N4753A

Silicon Epitaxial Planar Zener Diodes for Stabilized Power Supply

## HITACHI

ADE-208-136C (Z)

Rev.3  
Sep. 2000

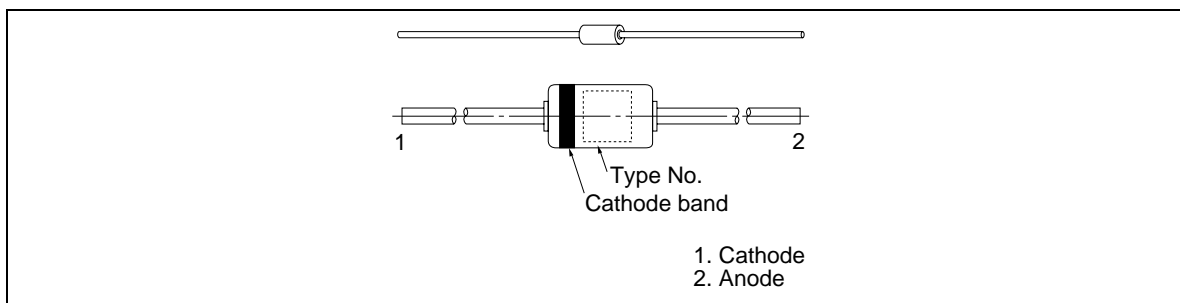
### Features

- Glass package DO-41 structure ensures high reliability.
- Wide spectrum from 3.3V through 36V of zener voltage provide flexible application.

### Ordering Information

Type No.	Mark	Package Code
1N4728A through 1N4753A	Type No.	DO-41

### Outline



### Absolute Maximum Ratings

( $T_a = 25^\circ\text{C}$ )

Item	Symbol	Value	Unit
Power dissipation	$P_d$ *1	1.0	W
Junction temperature	$T_j$	200	$^\circ\text{C}$
Storage temperature	$T_{stg}$	-65 to +200	$^\circ\text{C}$

Note: 1. See Fig.3

# 1N4728A through 1N4753A

## Electrical Characteristics

(T<sub>a</sub> = 25°C)

Type No.	V <sub>Z</sub> (V) * <sup>1</sup>	I <sub>R</sub> (μA)		Z <sub>ZT</sub> (Ω)		Z <sub>ZK</sub> (Ω)		I <sub>RSM</sub> (mA)* <sup>2</sup>	
	Max	Test Condition	Test Condition	Test Condition	Test Condition	Test Condition	Test Condition	Test Condition	Test Condition
		I <sub>Z</sub> (mA)	Max	V <sub>R</sub> (V)	Max	I <sub>ZT</sub> (mA)	Max	I <sub>ZK</sub> (mA)	Max
1N4728A	3.3 ± 5 (%)	76	100	1.0	10	76	400	1.0	1380
1N4729A	3.6 ± 5 (%)	69	100	1.0	10	69	400	1.0	1260
1N4730A	3.9 ± 5 (%)	64	50	1.0	9	64	400	1.0	1190
1N4731A	4.3 ± 5 (%)	58	10	1.0	9	58	400	1.0	1070
1N4732A	4.7 ± 5 (%)	53	10	1.0	8	53	500	1.0	970
1N4733A	5.1 ± 5 (%)	49	10	1.0	7	49	550	1.0	890
1N4734A	5.6 ± 5 (%)	45	10	2.0	5	45	600	1.0	810
1N4735A	6.2 ± 5 (%)	41	10	3.0	2	41	700	1.0	730
1N4736A	6.8 ± 5 (%)	37	10	4.0	3.5	37	700	1.0	660
1N4737A	7.5 ± 5 (%)	34	10	5.0	4	34	700	0.5	605
1N4738A	8.2 ± 5 (%)	31	10	6.0	4.5	31	700	0.5	550
1N4739A	9.1 ± 5 (%)	28	10	7.0	5	28	700	0.5	500
1N4740A	10 ± 5 (%)	25	10	7.6	7	25	700	0.25	454
1N4741A	11 ± 5 (%)	23	5	8.4	8	23	700	0.25	414
1N4742A	12 ± 5 (%)	21	5	9.1	9	21	700	0.25	380
1N4743A	13 ± 5 (%)	19	5	9.9	10	19	700	0.25	344
1N4744A	15 ± 5 (%)	17	5	11.4	14	17	700	0.25	304
1N4745A	16 ± 5 (%)	15.5	5	12.2	16	15.5	750	0.25	285
1N4746A	18 ± 5 (%)	14.0	5	13.7	20	14.0	750	0.25	250
1N4747A	20 ± 5 (%)	12.5	5	15.2	22	12.5	750	0.25	225
1N4748A	22 ± 5 (%)	11.5	5	16.7	23	11.5	750	0.25	205
1N4749A	24 ± 5 (%)	10.5	5	18.2	25	10.5	750	0.25	190
1N4750A	27 ± 5 (%)	9.5	5	20.6	35	9.5	750	0.25	170
1N4751A	30 ± 5 (%)	8.5	5	22.8	40	8.5	1000	0.25	150
1N4752A	33 ± 5 (%)	7.5	5	25.1	45	7.5	1000	0.25	135
1N4753A	36 ± 5 (%)	7.0	5	27.4	50	7.0	1000	0.25	125

Notes: 1. Tested with DC

2. t = 1/120 sec reverse direction 1pulse

Main Characteristic

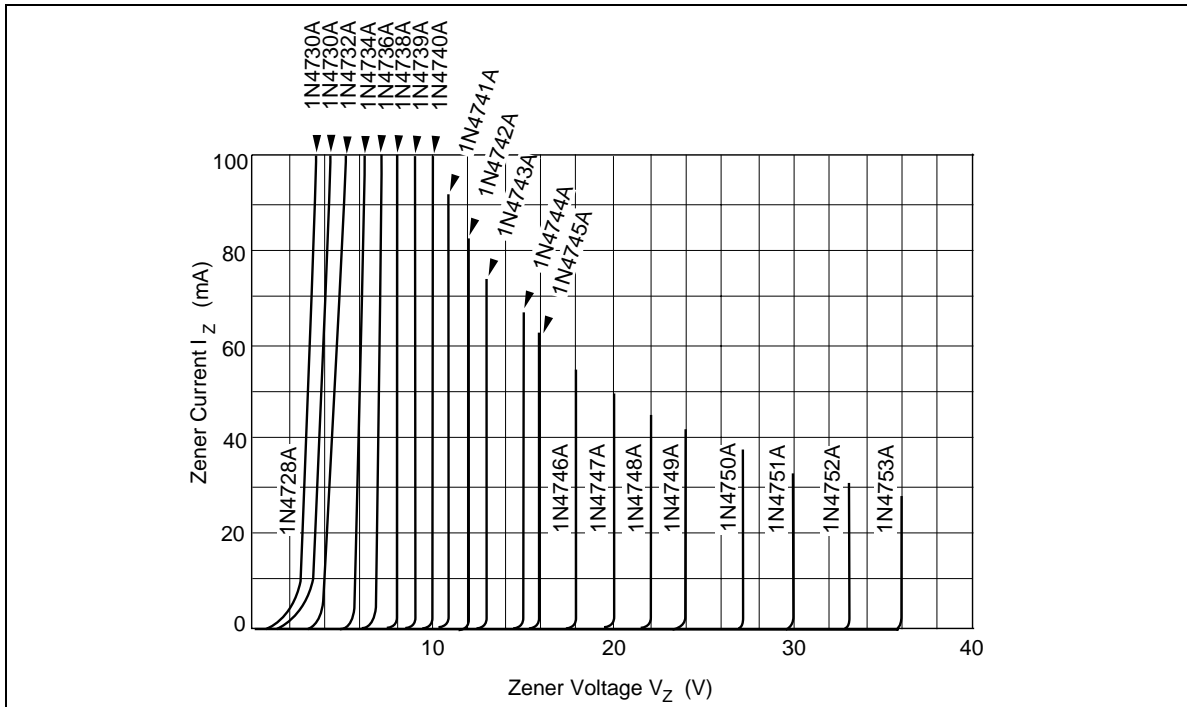


Fig.1 Zener current Vs. Zener voltage

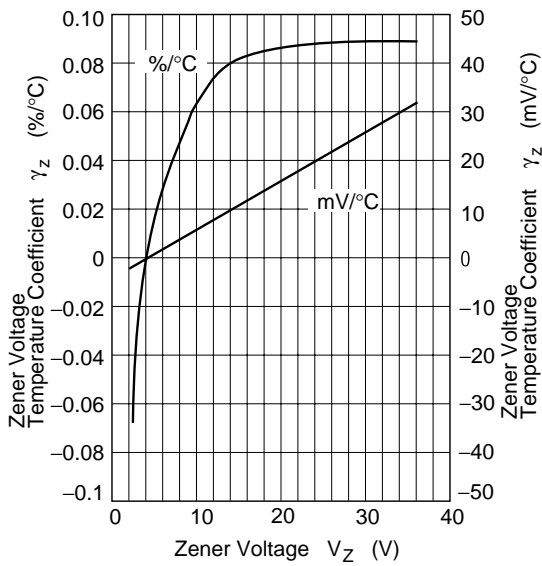


Fig.2 Temperature Coefficient Vs. Zener voltage

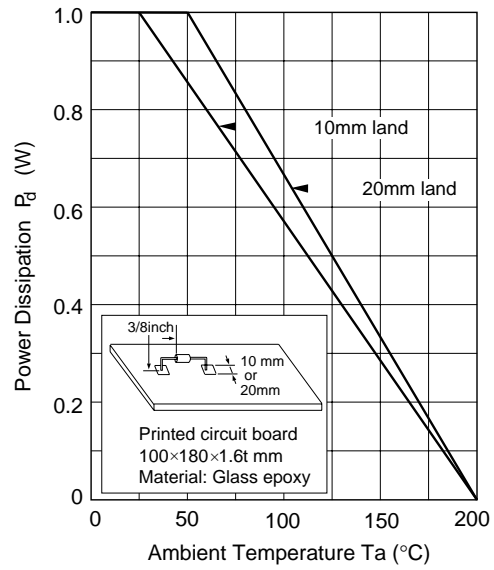


Fig.3 Power Dissipation Vs. Ambient Temperature

# 1N4728A through 1N4753A

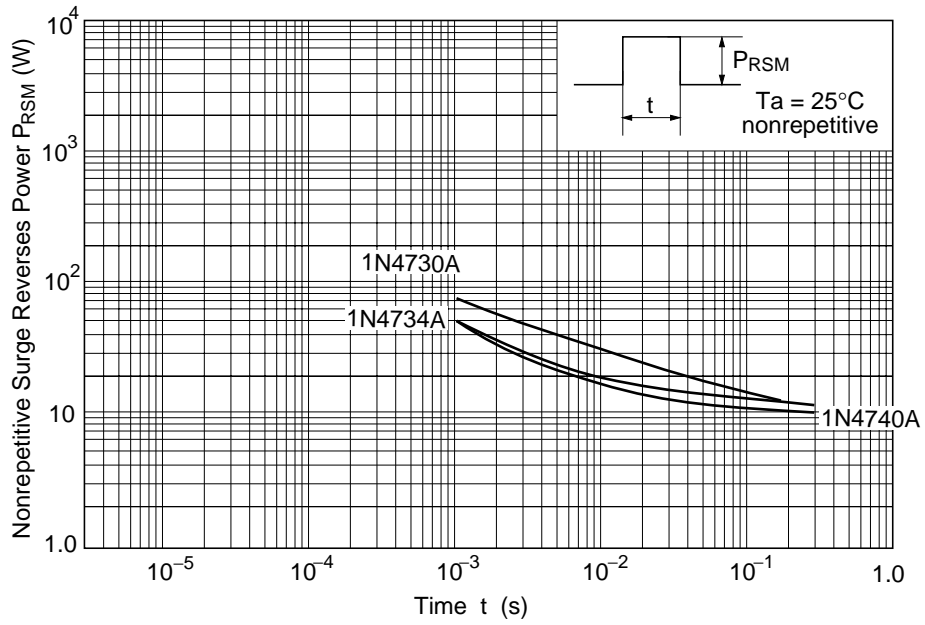


Fig.4 Surge Reverse Power Ratings

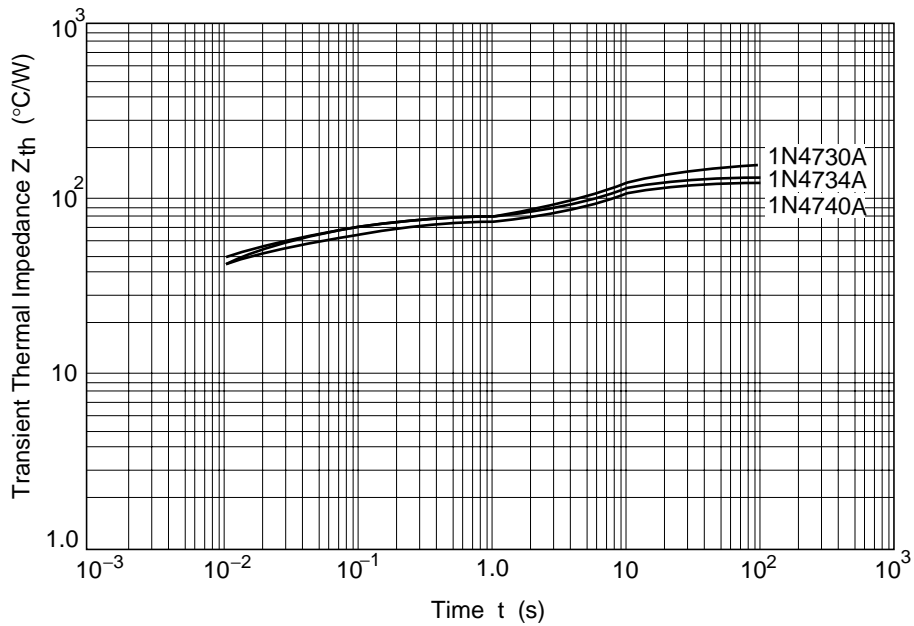


Fig.5 Transient Thermal Impedance

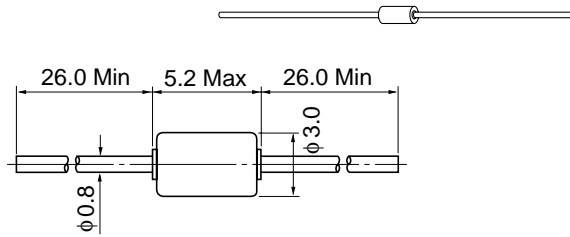
---

## 1N4728A through 1N4753A

---

### Package Dimensions

Unit: mm



Hitachi Code	DO-41
JEDEC	Conforms
EIAJ	Conforms
Mass (reference value)	0.38 g

---

## 1N4728A through 1N4753A

---

### Disclaimer

1. Hitachi neither warrants nor grants licenses of any rights of Hitachi's or any third party's patent, copyright, trademark, or other intellectual property rights for information contained in this document. Hitachi bears no responsibility for problems that may arise with third party's rights, including intellectual property rights, in connection with use of the information contained in this document.
2. Products and product specifications may be subject to change without notice. Confirm that you have received the latest product standards or specifications before final design, purchase or use.
3. Hitachi makes every attempt to ensure that its products are of high quality and reliability. However, contact Hitachi's sales office before using the product in an application that demands especially high quality and reliability or where its failure or malfunction may directly threaten human life or cause risk of bodily injury, such as aerospace, aeronautics, nuclear power, combustion control, transportation, traffic, safety equipment or medical equipment for life support.
4. Design your application so that the product is used within the ranges guaranteed by Hitachi particularly for maximum rating, operating supply voltage range, heat radiation characteristics, installation conditions and other characteristics. Hitachi bears no responsibility for failure or damage when used beyond the guaranteed ranges. Even within the guaranteed ranges, consider normally foreseeable failure rates or failure modes in semiconductor devices and employ systemic measures such as fail-safes, so that the equipment incorporating Hitachi product does not cause bodily injury, fire or other consequential damage due to operation of the Hitachi product.
5. This product is not designed to be radiation resistant.
6. No one is permitted to reproduce or duplicate, in any form, the whole or part of this document without written approval from Hitachi.
7. Contact Hitachi's sales office for any questions regarding this document or Hitachi semiconductor products.

### Sales Offices

---

---

# HITACHI

#### Hitachi, Ltd.

Semiconductor & Integrated Circuits  
Nippon Bldg., 2-6-2, Ohte-machi, Chiyoda-ku, Tokyo 100-0004, Japan  
Tel: (03) 3270-2111 Fax: (03) 3270-5109

URL	North America	: <a href="http://semiconductor.hitachi.com/">http://semiconductor.hitachi.com/</a>
	Europe	: <a href="http://www.hitachi-eu.com/hel/ecg">http://www.hitachi-eu.com/hel/ecg</a>
	Asia	: <a href="http://sicapac.hitachi-asia.com">http://sicapac.hitachi-asia.com</a>
	Japan	: <a href="http://www.hitachi.co.jp/Sicd/indx.htm">http://www.hitachi.co.jp/Sicd/indx.htm</a>

#### For further information write to:

Hitachi Semiconductor  
(America) Inc.  
179 East Tasman Drive  
San Jose, CA 95134  
Tel: <1> (408) 433-1990  
Fax: <1> (408) 433-0223

Hitachi Europe Ltd.  
Electronic Components Group  
Whitebrook Park  
Lower Cookham Road  
Maidenhead  
Berkshire SL6 8YA, United Kingdom  
Tel: <44> (1628) 585000  
Fax: <44> (1628) 585200

Hitachi Europe GmbH  
Electronic Components Group  
Dornacher Straße 3  
D-85622 Feldkirchen, Munich  
Germany  
Tel: <49> (89) 9 9180-0  
Fax: <49> (89) 9 29 30 00

Hitachi Asia Ltd.  
Hitachi Tower  
16 Collyer Quay #20-00  
Singapore 049318  
Tel: <65>-538-6533/538-8577  
Fax: <65>-538-6933/538-3877  
URL: <http://www.hitachi.com.sg>

Hitachi Asia Ltd.  
(Taipei Branch Office)  
4/F, No. 167, Tun Hwa North Road  
Hung-Kuo Building  
Taipei (105), Taiwan  
Tel: <886>-(2)-2718-3666  
Fax: <886>-(2)-2718-8180  
Telex: 23222 HAS-TP  
URL: <http://www.hitachi.com.tw>

Hitachi Asia (Hong Kong) Ltd.  
Group III (Electronic Components)  
7/F., North Tower  
World Finance Centre,  
Harbour City, Canton Road  
Tsim Sha Tsui, Kowloon  
Hong Kong  
Tel: <852>-(2)-735-9218  
Fax: <852>-(2)-730-0281  
URL: <http://semiconductor.hitachi.com.hk>

Copyright © Hitachi, Ltd., 2001. All rights reserved. Printed in Japan.  
Cotophon 4.0