

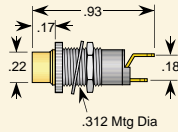


# Energy Efficient Relampable Panel Mount 595nm Yellow Panel LED Lamps

## Relampable Panel LED Lamps 5/16" (8.0mm) Mtg. Dia.




F120



Available Voltages: 3.5Vf, 5/6V, 12/14V, 24V, 28V  
Lamp PN. Example: F120CY3K-3.5Vf-P  
F121CY3K-28V-P

Lens Cap Part No.: HL230-YC  
Holder Part No.: HLC2020

## Relampable Panel LED Lamps 0.46" (11.7mm) Mtg. Dia.



FF200

Avail. Voltages: 3.5Vf, 5/6V, 12/14V, 24V, 28V, 120VAC  
Assy PN. Example: MFS470CY3K-28V-P

Lens Cap Part No.: LCF470-CYF  
Holder Part No.: MFS470B

## Relampable Panel LED Lamps (Bi-Pin Cartridge) .38" (9.5mm) Mtg. Dia.



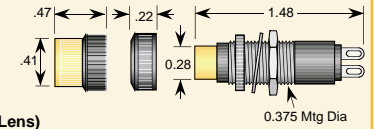
CF290  
(Top Hat Lens)

CD290  
(Dome Lens)

Lamp PN. Example: CF290CY3K-28V-B  
Assy PN. Example: CSF370CY3K-28V-BP  
Avail. Voltages: 3.5Vf, 5/6V, 12/14V, 24V, 28V, 120VAC

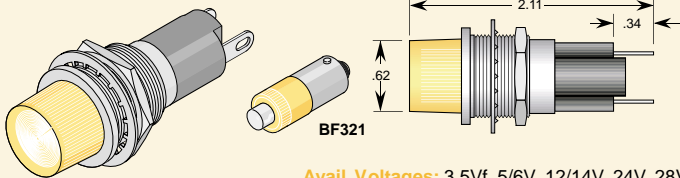
Lamp PN. Example: CD290CY3K-28V-B  
Assy PN. Example: CSD370CY3K-28V-B

Lamp PN. Example: CFS290CY3K-28V-B  
Assy PN. Example: CFS370CY3K-28V-B



Retainer Part No.: RCS370-B  
Lens Cap Part No.: LC370-CYF  
Holder Part No.: CFS370-B  
(Lug Terminal)

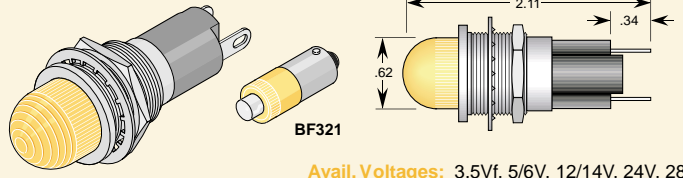
## Relampable Panel LED Lamps 0.78" (19.8mm) Mtg. Dia.



Avail. Voltages: 3.5Vf, 5/6V, 12/14V, 24V, 28V, 120VAC, 130V, 240VAC  
Assy PN. Example: BSF780CY3K-28V-BP

Lens Cap Part No.: LCF780-CYF  
Holder Part No.: BS780

## Relampable Panel LED Lamps 0.78" (19.8mm) Mtg. Dia.

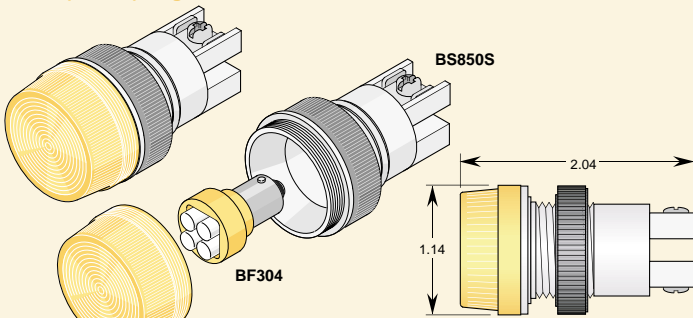


Avail. Voltages: 3.5Vf, 5/6V, 12/14V, 24V, 28V, 120VAC, 130V, 240VAC  
Assy PN. Example: BSD780CY3K-28V-BP

Lens Cap Part No.: LCD780-CYF  
Holder Part No.: BS780

## Relampable Panel LED Lamps 0.87" (22mm) Mtg. Dia.

For Complete Information and Other Colors  
See Data Sheet Log# 091

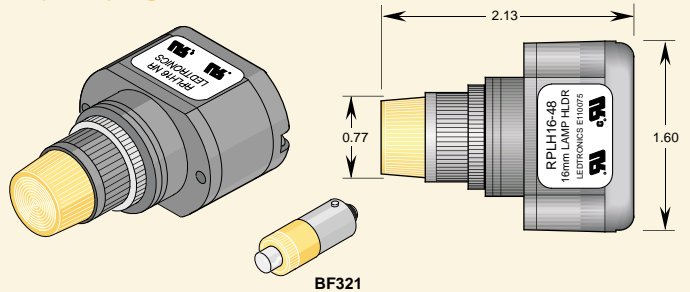


Avail. Voltages: 3.5Vf, 5/6V, 12/14V, 24V, 28V, 120VAC, 130V, 240VAC  
Assy PN. Example: BS854CY3K-28V-BP

Lens Cap Part No.: LCF850-CYF  
Holder Part No.: BS850S

## Relampable Panel LED Lamps 0.63" (16mm) Mtg. Dia.

For Complete Information and Other Colors  
See Data Sheet Log# 013

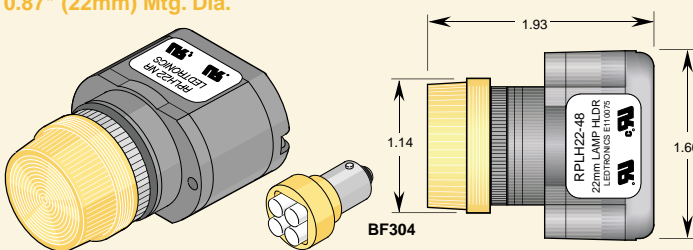


Avail. Voltages: 3.5Vf, 5/6V, 12/14V, 24V, 28V, 120VAC, 130V, 240VAC

Lens Cap Part No.: RPLL16-CYF  
Holder Part No.: RPLH16-00

## Relampable Panel LED Lamps 0.87" (22mm) Mtg. Dia.

For Complete Information and Other Colors  
See Data Sheet Log# 013

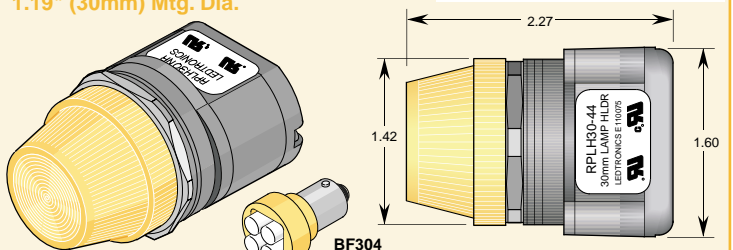


Avail. Voltages: 3.5Vf, 5/6V, 12/14V, 24V, 28V, 120VAC, 130V, 240VAC  
Assy PN. Example: RPLH22-01-03-06 (48VDC)

Lens Cap Part No.: RPLL22-CYF  
Holder Part No.: RPLH22-00

## Relampable Panel LED Lamps 1.19" (30mm) Mtg. Dia.

For Complete Information and Other Colors  
See Data Sheet Log# 013



Avail. Voltages: 3.5Vf, 5/6V, 12/14V, 24V, 28V, 120VAC, 130V, 240VAC

Lens Cap Part No.: RPLL30-CYF  
Holder Part No.: RPLH30-00

All dimensions in inches. For millimeters multiply by 25.4

Log # 095G Rev 4-00