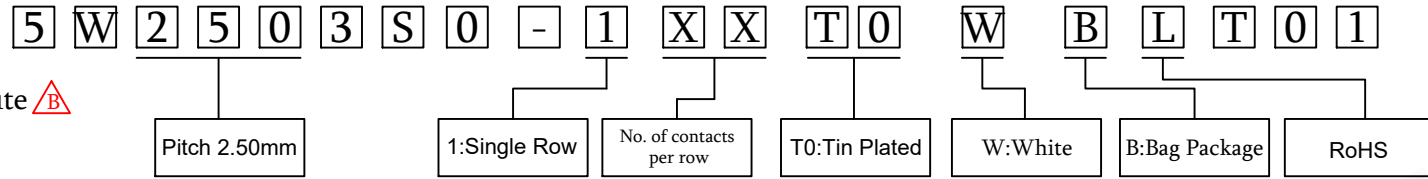


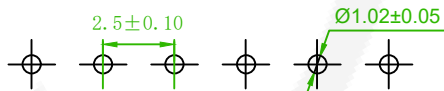
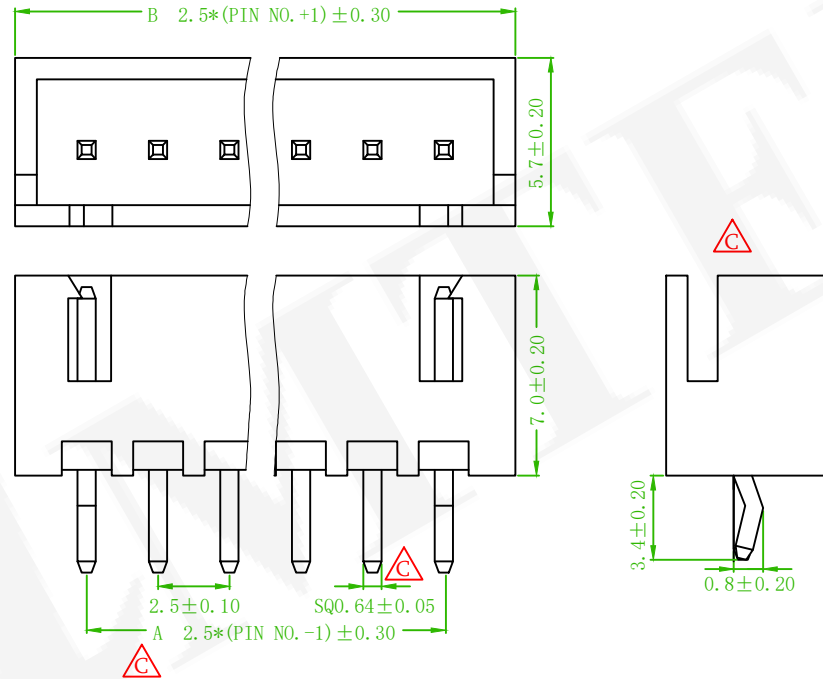
Specifications

Current Rating: 3A AC, DC $\triangle B$
 Contact Resistance: 20m Ω Max $\triangle B$
 Insulation Resistance: 1000M Ω Min
 Withstanding Voltage: 1000V AC/minute $\triangle B$
 Temperature Range: -25°C to +85°C
 Pin Material: Brass/Tin-plated
 Material: Nylon 66, UL94V-0

ORDER INFORMATION



No. of contacts	Dimensions	
	A	B
02	2.5	7.5
03	5.0	10.0
04	7.5	12.5
05	10.0	15.0
06	12.5	17.5
07	15.0	20.0
08	17.5	22.5
09	20.0	25.0
10	22.5	27.5
11	25.0	30.0
12	27.5	32.5
13	30.0	35.0
14	32.5	37.5
15	35.0	40.0
16	37.5	42.5
17	40.0	45.0
18	42.5	47.5
19	45.0	50.0
20	47.5	52.5



Recommended PCB Layout
(PCB TOLERANCE ± 0.05)

Old Part No.: 2503S-XXTW-L

REV.	ECN NO. OR DESCRIPTION	REVISED	DATE
$\triangle C \times 3$	ECN No.221225 Change the drawing	Rex	2022/12/26
$\triangle B \times 3$	Add the Specifications	Alice	2022/03/29

耀德精密有限公司
Amtek Technology Co., Ltd.
TEL: 886-2-2260-6878
FAX: 886-2-2260-8030

品名 TITLE	2.5mm WAFER STRAIGHT				頁數 Page	1/1
品號 PART NO.	5W2503S0-1XXT0WBLT01			繪圖 DRAWN	Jeff 2016/08/18	
圖號 DRAWING NO.	GN110-AB133	版本 REV.	C	核對 CHECKED	Johnny 2016/08/18	
客戶品號 CUSTOMER P/N		比例 SCALE	None	承認 APPROVED	Aaron 2016/08/18	
公差 TOLERANCE	.X ± 0.25 .XX ± 0.20	單位 UNIT	mm	THIRD ANGLE PROJECTION		