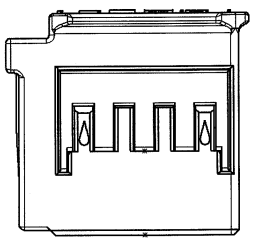
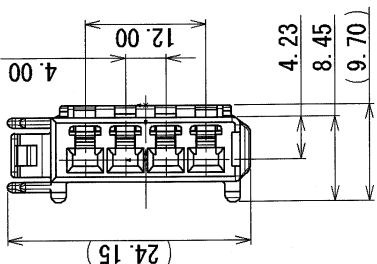
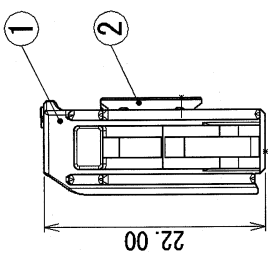


GENERAL TOLERANCE											
	10 MAX	50 MAX	100 MAX	250 MAX	500 OVR	R5 MAX	R10 MAX	R20 MAX	R20 OVR	ANGLE	ECCENT
A	±0.15	±0.2	±0.3	±0.5	±0.75	±0.2	±0.3	±0.5	±2.5	±3°	0.1
B	±0.2	±0.3	±0.55	±0.95	±1.4	±0.2	±0.3	±0.5	±2.5	±3°	0.1
C	±0.3	±0.5	±0.8	±1.4	±2	±0.2	±0.3	±0.5	±2.5	±3°	0.15



注記
 1. 適用端子品番 : 7116-4020 ETC.
 NOTE
 1. APPLICABLE TERMINAL NO. : 7116-4020 ETC.

SUB ASSEMBLY PART NO. AND CH.	NO.	PART NO. AND CH.	MATERIAL	COLOR	QTY.
7283-8179	①	7183-8179	PBT	NATURAL	1
	②	7158-5769	PBT	NATURAL	1

LET	DATE	REVISION RECORD	NO.	Y.S	CHKD	CUSTOMER PART NO.	CUSTOMER DWG NO.	MATL. SPEC.	TREAT. & FIN.	ISSUE MARK			
	02/06/19	NEW	002-X685										
GENERAL TOLERANCE													
A	10MAX	50MAX	100MAX	250MAX	250OVR	ANGLE	ECCENT	DWG TYPE	DWG SOURCE	DWG DATE	UNIT	SCL	ANGLE
B	±0.15	±0.2	±0.3	±0.5	±0.75	±30°	0.1	R	NEW	02/06/19	mm	2:1	3
C	±0.2	±0.3	±0.55	±0.95	±1.4	±30°	0.1	APPROVED	CHECKED	DESIGN	DRAWN		
SPECIFIED													
M. YAMANASHI													
Y. SAWADA													
T. YOKOTA													
Y. IMAI													
02.06.24													
02/01/21													
02/06/19													
b2.06.21													
2													
3													
YAZAKI CORPORATION													
PART NO. 7283-8179													
CH. CODE													
DWG NO. 7283-8179:R													
SET DRW NO.													
NAME 2.3 II 4P CONNECTOR HOUSING													
FEMALE SUB ASSEMBLY													
SEE TABLE													
MATERIAL SPEC.													
TREAT. & FIN.													
ISSUE MARK													

2

3

B

A

1

2

3