



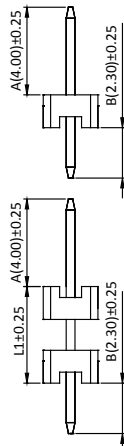
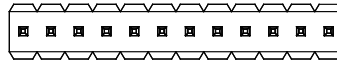
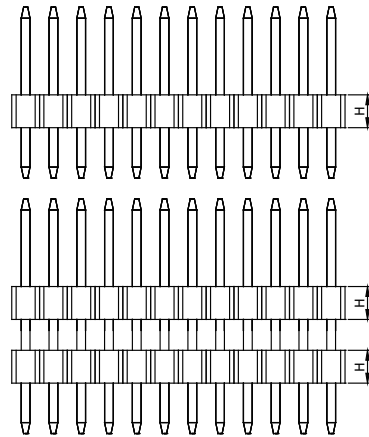
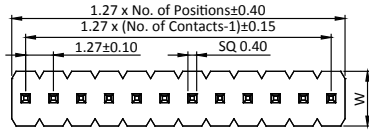
Pin Header 1.27mm 1 Row H=1.0/1.5/1.7/2.0/2.5mm Stack / Straight Type

Specifications

Current Rate: 1 AMP
 Insulation Resistance: 1000MΩ Min.
 Contact Resistance: 20mΩ Max.
 Dielectric Voltage: 500V AC for one minute
 Operation Temperature: -40°C to +105°C

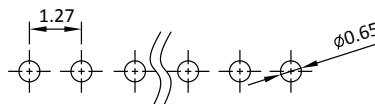
Material

Insulator: Hi-Temp. Thermoplastic, UL 94V-0
 Terminal: Copper Alloy
 Standard Plating: Gold Flash





P/N.: 5PH3SDA10/15/17/20/25-1XXU

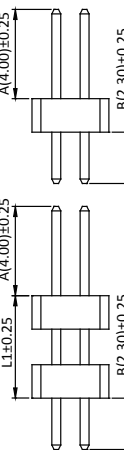
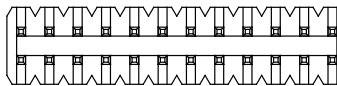
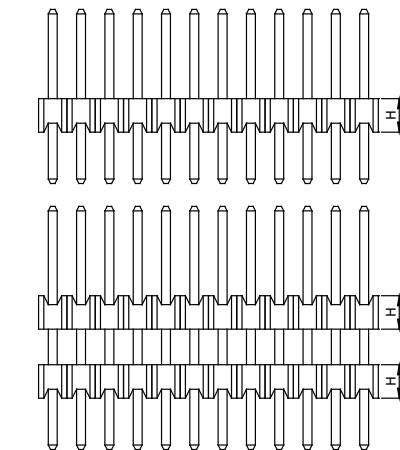
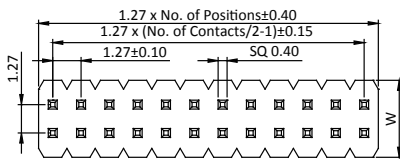
	Dimensions		
	W	A	B
H=1.00mm	2.00	3.00	2.30
H=1.50mm			
H=1.70mm	2.50	4.00	
H=2.00mm			
H=2.50mm			



P/N.: 5PH3DDA10/15/17/20/25-1XXU



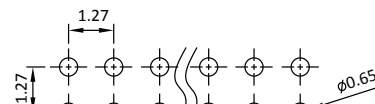
Pin Header 1.27mm 2 Row H=0.85/1.0/1.5/1.7/2.0/2.5mm Stack / Straight Type





P/N.: 5PH3SDA08/10/15/17/20/25-2XXU

◎: Standard Dimensions

	Dimensions		
	W	A	B
H=0.85mm	3.40	3.00	2.30
H=1.00mm			
H=1.50mm	3.00	4.00	
H=1.70mm			
H=2.00mm			
H=2.50mm			



P/N.: 5PH3DDA08/10/15/17/20/25-2XXU



ORDER INFORMATION

5 P H 3 X X A X X - X X X X N N X U - A/B

SD : Single Plastic DIP
 DD : Stack Plastic DIP

Insulator Height
 08:H=0.8mm
 10:H=1.0mm
 15:H=1.5mm
 17:H=1.7mm
 20:H=2.0mm
 25:H=2.5mm

1: Single Row
 2: Dual Row

◎G0: Gold Flash
 GA: Gold 5u"
 GB: Gold 10u"
 GC: Gold 20u"
 GD: Gold 30u"
 T0: Tin Plated
 TE: Tin 200u"

S0: Selective
 SA: Selective 5u"
 SB: Selective 10u"
 SC: Selective 20u"
 SD: Selective 30u"

N: W/O Peg
 X: Box

U: RoHS Hi-Temp.

A/L1/B
 EX.: 040050023(A/L1/B)
 040023000(A/B)
 A: 4.00(040)
 L1: 5.00(050)
 B: 2.30(023)

◎: Standard Recommendation
 Tube package is not available for under 1*5 & 2*5 pin counts

Old P/N: PH3S/D08/10/15/17/20/25-1/2

P in Header 1.27mm

RoHS

CONNECTORS MANUFACTURER