

WRSP Series Weatherproof Single-pole Rocker Switches

Approvals

UL recognized. CSA and VDE approvals pending.
 Load rating: 20A 125/250 VAC, 3/4 HP, 125/250 VAC, 14A 14VDC. Contacts: fine silver for long life dependability.
 Dielectric strength: 1250 volts (live parts to ground).
 Life: 35,000 operations at maximum rating.
 Insulation resistance: 5 megohms.

Water & Dust Resistance

Designed to meet IP-64.

High Inrush

125 Amp inrush capability (AgNi contacts).

Low Level Control

For low level/dry circuit applications (<100 am) contact factory for part number.

Terminals

Style A - 1/4-inch quick-connect

Mechanical Features



















100,000 mechanical operations

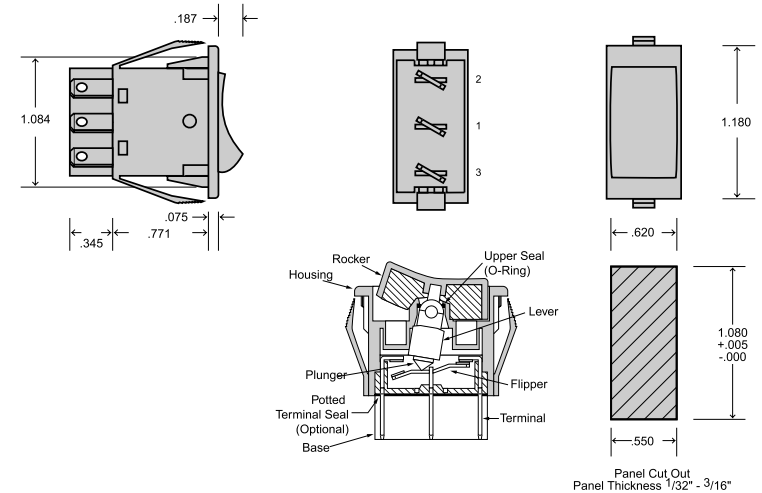
Markings

Letters, numbers and symbols can be applied to rocker actuator or to integral nylon bezel; see inside back cover for details.

Mounting

Snap-in type panel mounting for ease of installation without additional mounting hardware.

Circuit	Switching		
1	SPST Maintained		
2	SPDT Maintained		
3	SPDT Maintained Center Off		
4	SPST (Momentary) Normally Open		
5	SPDT (Momentary) Normally Closed		
6	SPDT (Momentary) Transfer		
7	SPDT Maintained Center Off (Momentary)		
8	SPDT (Momentary) Center Off (Momentary)		



Ordering Information:

WRSP



Circuit

- 1=SPST Maintained
- 2=SPDT Maintained
- 3=SPDT Maintained Center Off
- 4=SPST (Momentary) Normally Open
- 5=SPST (Momentary) Normally Closed
- 6=SPDT (Momentary) Transfer
- 7=SPDT Maintained Center Off (Momentary)
- 8=SPDT (Momentary) Center Off (Momentary)



Terminal Option

- A=Fine Silver (Normal Duty)
- G=Gold Plated Contacts
- H=High Inrush Contacts



Actuator Color

- 7=White
- 9=Black
- 11=Green (non-stock)
- 12=Red



Housing Color

- M9=Matte Black
- (For other colors contact factory)



Accessories (Optional)

- T=Boot
- E=Epoxy Seal
- G=Panel Gasket



Phone (203) 272-2794 • Fax (203) 272-3492 • <http://www.osloswitch.com>

MADE IN U.S.A.



Phone (203) 272-2794 • Fax (203) 272-3492 • <http://www.osloswitch.com>

MADE IN U.S.A.