


HOLLINGSWORTH



HSTsales@hollingsworth.com



Helping Teams Connect, One Crimp at a Time....

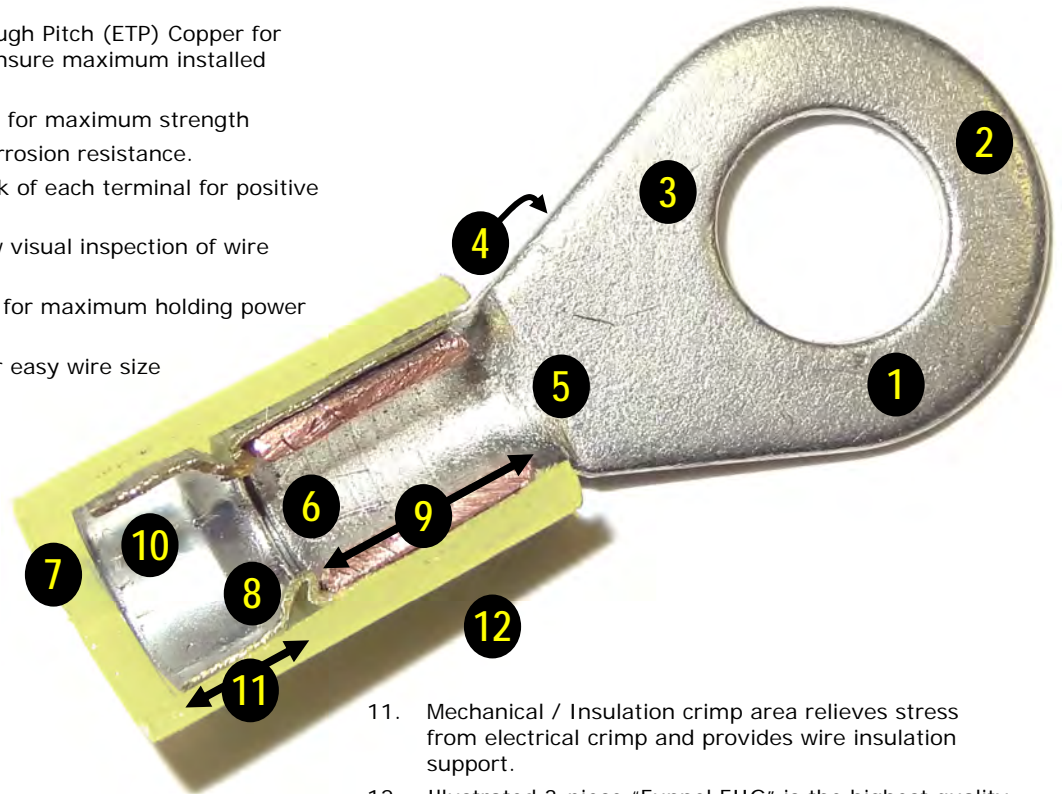
HOLLINGSWORTH TECHNICALS

*Solderless Terminal
Solutions*

800-638-8376
www.hollingsworth.com

QUALITY FUNNEL ENTRY TERMINAL CONSTRUCTION

1. Constructed of pure Electrolytic Tough Pitch (ETP) Copper for highest conductivity: annealed to insure maximum installed strength.
2. Constructed in one, burr-free piece for maximum strength
3. Electro-Tin plated for maximum corrosion resistance.
4. Wire range clearly stamped on back of each terminal for positive identification.
5. Constructed with open end to allow visual inspection of wire location before and after crimp.
6. Serrated with multiple "V" grooves for maximum holding power and current flow.
7. Approved color coded insulation for easy wire size identification
8. "Funnel Entry" design actually groups strands together for fast, easy, positive entry into terminal barrel. This eliminates wire strand hang-up and positions wire perfectly for a more positive crimp.
9. Electrical crimp area
10. Insulation gripping sleeve



11. Mechanical / Insulation crimp area relieves stress from electrical crimp and provides wire insulation support.
12. Illustrated 3-piece "Funnel FIIG" is the highest quality terminal in the marketplace today.

FUNNEL ENTRY SPEEDS UP PRODUCTION AND INCREASES RELIABILITY

1. "Funnel entry" design guides wire into position.
2. Prevents wire strand turn back or hang-up as wire is inserted.
3. Wire in place, ready for crimping. Fast, positive installation.



(Funnel FIT Terminal illustrated).



Most terminals are made from pure copper for highest conductivity. They are electro-tin plated to assure corrosion resistance. Serrated "V" grooves in the barrel of each terminal firmly grip the wire to assure maximum holding power. Insulation is colored to standard commercial specifications.

STANDARD BARREL STYLES

Products meet: UL, CSA, and Mil SPEC Standards where applicable

FIIG: Insulated terminal with support sleeve



XR1903SN

Basic terminal with nylon or PVC insulation and copper support sleeve. Offers the highest quality and reliability. Temperature Rating: 105 °C (220 °F) continuous.

16-14 series illustrated

FIT: Insulated Terminal – insulation may be flared



R4160SF

Basic terminal with PVC or nylon insulation. Temperature Rating: 105 °C (220 °F) continuous.

NIT BRAZED: Non-insulated terminal with silver brazed barrel



R4123SB

Basic terminal bonded with silver brazing alloy. Will not open under stress.

NIT: Non-Insulated terminal with butted seam barrel



R4123S

Basic terminal with butted seam.

MOST HOLLINGSWORTH TERMINALS ARE AVAILABLE WITH HEAT SHRINK



Performance Characteristics

These tests were performed under strict laboratory controlled conditions and may vary depending on type of wire and terminal combinations, wire stripping methods, and maintenance or proper gauging and calibration of manufacturer's recommended tooling.

CHART 9072 Corrosion (Salt Spray) Test 48 hours, 5% NaCl Fog

Note: Specification Maximum: Voltage drop of equivalent wire length plus specification allowance.

Salt Spray (Corrosion Test)

- The purpose of this test, in which terminal samples are subjected to a fine mist of 5% salt solution for a specific time (48 hours), is to provide an accelerated laboratory conducted corrosion test.
- The curves shown on chart 9072 plot the final voltage drops (i.e., after subjecting the samples to salt spray), as called for in specification SAE AS7928. For a terminal to meet or exceed requirements, its voltage drop readings after test must fall below limits shown in the upper curve (final). All Hollingsworth Military approved terminals exceed SAE AS7928 Salt Spray (Corrosion) Test requirements.

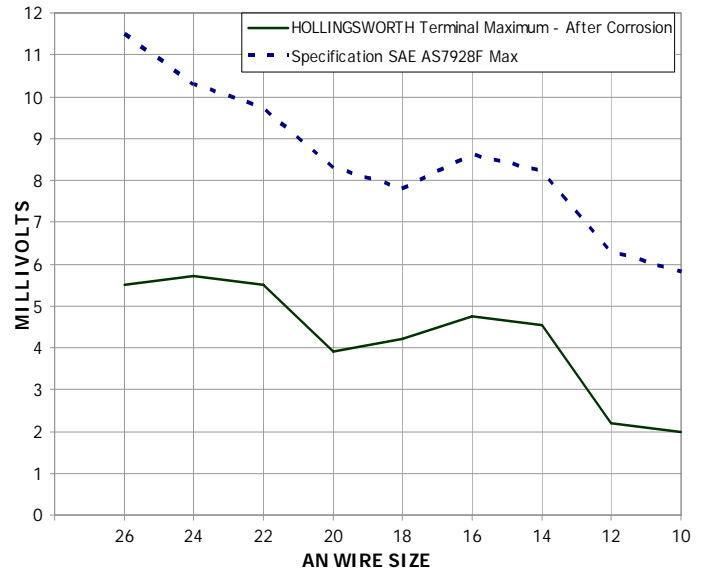
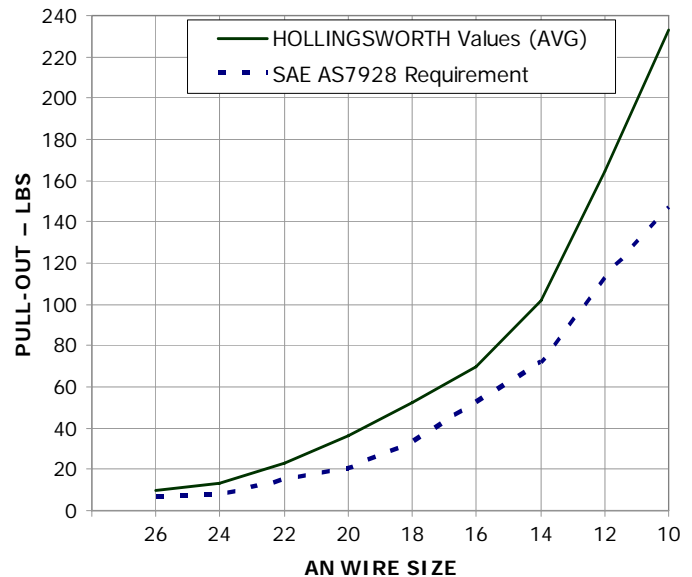


CHART 9074 Tensile Strength Test 26-10 AWG

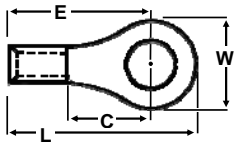
- The purpose of this test is to ensure secureness of the crimped terminal. The test is carried out as indicated under paragraph 4.7.8 of specifications SAE AS7928.
- After crimping the terminal to a suitable length of wire, it is placed in a standard tensile testing machine and sufficient force is applied to pull the wire out of the terminal, or break the wire or the terminal.
- The lower curve on chart 9074 plots the minimum pull-out force expected for the various wire sizes crimped. The upper curve plots average pull-out forces measured in actual tests on numerous samples. All Hollingsworth Military approved terminals exceed SAE AS7928 Tensile Strength requirements.



26/24 Rings

CMA Range 202-320

Barrel Inside Diameter .027"/.686 mm



Material: COPPER
Thickness: .023" / .584 mm



Non-Insulated



Insulated (Yellow Nylon)
Insulated Diameter 0.092" / 2.33 mm

Stud Size	Basic Dimensions				Non-Insulated		Insulated (Yellow Nylon)			
	W in.	W mm	C in.	C mm	NIT	Funnel FIIG	E in.	E mm	L in.	L mm
2	0.14	3.56	0.17	4.32	R4086	XR26336N	0.58	14.7	0.67	17.0
4	0.20	5.08	0.22	5.59	R4087	XR26337N	0.64	16.3	0.74	18.8
6	0.25	6.35	0.26	6.60	R4088	XR26338N	0.68	17.3	0.81	20.6
8	0.32	8.13	0.26	6.60	R4089	XR26339N	0.68	17.3	0.84	21.3
10	0.32	8.13	0.26	6.60	R4090	XR26340N	0.68	17.3	0.87	21.3
Hand Tool					H74	H7B & H53				

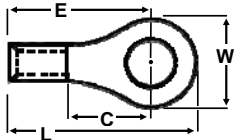
Parts in this chart are available on tape.

* 22-16 Rings are marked 22-18 in accordance with SAE AS7928

22/16* Rings

CMA Range 509-3260

Barrel Inside Diameter .059"/1.5 mm



Material: COPPER
Thickness: .030" / .762 mm



Non-Insulated



Insulated (Red Vinyl)
Insulated Diameter .160" / 4.06 mm



Insulated (Red Nylon)
Insulated Diameter .146"/3.71 mm

Stud Size	Basic Dimensions				Non-Insulated				Insulated (Red Vinyl)				Insulated (Red Nylon)							
	W in.	W mm	C in.	C mm	NIT	NIT Brazed	E in.	E mm	L in.	L mm	Funnel FIT	E in.	E mm	L in.	L mm	Funnel FIIG	E in.	E mm	L in.	L mm
2	.22	5.59	.16	4.06	R4103	R4103B	.44	11.17	.55	13.97	R4140F	.70	17.78	.81	20.57					
2	.22	5.59	.16	4.06	R4103S	R4103SB	.34	8.63	.45	11.43	R4140SF	.63	16.00	.74	18.80	XR1879SN	.63	16.00	.74	18.80
4	.22	5.59	.16	4.06		R4104B	.44	11.17	.55	13.97										
4	.22	5.59	.16	4.06	R4104S	R4104SB	.34	8.63	.45	11.43	R4141SF	.63	16.00	.74	18.80	XR1880SN	.63	16.00	.74	18.80
4	.28	7.11	.32	8.13	R4261S	R4261SB	.50	12.70	.64	16.25	R4265SF	.79	20.07	.93	23.62	XR1856SN	.79	20.07	.93	23.62
6	.22	5.59	.16	4.06	R4105	R4105B	.44	11.17	.55	13.97	R4142F	.70	17.78	.81	20.57					
6	.22	5.59	.16	4.06	R4105S	R4105SB	.34	8.63	.45	11.43	R4142SF	.63	16.00	.74	18.80	XR1881SN	.63	16.00	.74	18.80
6	.25	6.35	.32	8.13	R4110	R4110B	.59	14.98	.73	18.54	R4147F	.86	21.84	.98	24.89					
6	.25	6.35	.32	8.13	R4110S	R4110SB	.50	12.70	.62	15.74	R4147SF	.79	20.07	.91	23.11	XR1885SN	.79	20.07	.92	23.37
6	.28	7.11	.32	8.13	R4262	R4262B	.59	14.98	.73	18.54	R4266F	.86	21.84	1.00	25.40					
6	.28	7.11	.32	8.13	R4262S	R4262SB	.50	12.70	.64	16.25	R4266SF	.79	20.07	.93	23.62	XR1857SN	.79	20.07	.93	23.62
8	.22	5.59	.16	4.06	R4193	R4193B	.43	10.92	.55	13.97	R4206F	.70	17.78	.81	20.57					
8	.22	5.59	.16	4.06	R4193S	R4193SB	.33	8.38	.45	11.43	R4206SF	.63	16.00	.74	18.80	XR1882SN	.63	16.00	.74	18.80
8	.28	7.11	.32	8.13	R4263S	R4263SB	.50	12.70	.64	16.25	R4267SF	.79	20.07	.93	23.62	XR1858SN	.79	20.07	.93	23.62
8	.31	7.87	.32	8.13	R4111	R4111B	.60	15.24	.75	19.05	R4148F	.86	21.84	1.01	25.65					
8	.31	7.87	.32	8.13	R4111S	R4111SB	.50	12.70	.65	16.51	R4148SF	.79	20.07	.94	23.88	XR1890SN	.79	20.07	.94	23.88
10	.28	7.11	.32	8.13	R4264	R4264B	.59	14.98	.73	18.54	R4268F	.86	21.84	1.00	25.40					
10	.28	7.11	.32	8.13	R4264S	R4264SB	.50	12.70	.64	16.25	R4268SF	.79	20.07	.93	23.62	XR1859SN	.79	20.07	.93	23.62
10	.31	7.87	.32	8.13	R4112	R4112B	.60	15.24	.75	19.05	R4149F	.86	21.84	1.01	25.65					
10	.31	7.87	.32	8.13	R4112S	R4112SB	.50	12.70	.65	16.51	R4149SF	.79	20.07	.94	23.88	XR1891SN	.79	20.07	.94	23.88
1/4	.47	11.94	.44	11.18	R4113	R4113B	.71	18.03	.94	23.87	R4150F	.97	24.64	1.21	30.73					
1/4	.47	11.94	.44	11.18	R4113S	R4113SB	.61	15.49	.85	21.59	R4150SF	.90	22.86	1.14	28.96	XR1894SN	.90	22.86	1.14	28.96
5/16	.47	11.94	.44	11.18	R4114	R4114B	.71	18.03	.94	23.87	R4151F	.97	24.64	1.21	30.73					
5/16	.47	11.94	.44	11.18	R4114S	R4114SB	.61	15.49	.85	21.59	R4151SF	.90	22.86	1.14	28.96	XR1895SN	.90	22.86	1.14	28.96
3/8	.53	13.46	.44	11.18	R4115	R4115B	.71	18.03	.97	24.63	R4152F	.97	24.64	1.24	31.50					
3/8	.53	13.46	.44	11.18	R4115S	R4115SB	.61	15.49	.88	22.35	R4152SF	.90	22.86	1.17	29.72	XR1896SN	.89	22.61	1.16	29.46
Approved Hand Tool					H4A	H4A	H7B & H53**				H7B & H53									

** H53 for short barrel, H53L for long barrel

Parts in this chart are available on tape and are and certified when used with approved tooling (includes Hollingsworth Automatic Tape Terminal Crimp Presses).

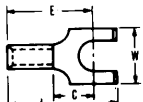
Standard Barrel configurations shown – special or customized configurations available.



16/14 Flanged Spades

CMA Range 2050-5180

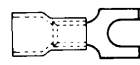
Barrel Inside Diameter .085" / 2.16 mm



Basic Dimensions



Material: COPPER Thickness: .032" / .813 mm
Non-Insulated



Insulated (Blue Vinyl)
Insulated Diameter .198" / 5.03 mm



Insulated (Blue Nylon)
Insulated Diameter .178" / 4.52 mm

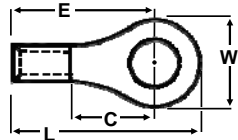
Stud Size	W in.	W mm	C in.	C mm	NIT		E in.	E mm	L in.	L mm	Funnel FIT				Funnel FIIG			
					SF20855S	SF20855SB					SF20858SF	SF20859SF	XSF20861SN	XSF20862SN	SF20856S	SF20856SB	SF20859SF	XSF20862SN
6	.29	7.37	.19	4.83	NIT	NIT Brazed	.36	9.14	.51	12.95	.63	16.00	.80	20.32	.62	15.75	.79	20.07
8	.329	7.37	.19	4.83	SF20855S	SF20855SB	.36	9.14	.51	12.95	.63	16.00	.80	20.32	.62	15.75	.79	20.07
Approved Hand Tool					H4A	H4A					H7B & H53				H7B & H53			

* H53 for short barrel, H53L for long barrel

16/14 Rings – Heavy Duty

CMA Range 2050-5180

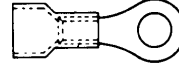
Barrel Inside Diameter .110" / 2.79 mm



Basic Dimensions



Material: COPPER Thickness: .049" / 1.24 mm
Non-Insulated



Insulated (Yellow with Black Dot)
(Vinyl) Insulated Diameter .265" / 6.73 (Nylon) Insulated Diameter .239" / 6.07

Stud Size	W in.	W mm	C in.	C mm	NIT		E in.	E mm	L in.	L mm	Funnel FIT				Funnel FIIG			
					HDR12	HDR12B					HDR27F	HDR33F	HDR34F	XHDR67N	XHDR61N	XHDR63N	XHDR64N	
6	.25	6.35	.28	7.11	HDR12	HDR12B	.55	13.97	.67	17.02	.89	22.61	1.01	25.65	.90	22.86	1.02	25.91
6	.35	8.89	.28	7.11	HDR21	HDR21B	.55	13.97	.73	18.54					.90	22.86	1.08	27.43
10	.35	8.89	.28	7.11	HDR23	HDR23B	.55	13.97	.73	18.54	.89	22.61	1.06	26.92	.90	22.86	1.08	27.43
1/4	.48	12.19	.36	9.14	HDR24	HDR24B	.63	16.00	.87	22.10	.96	24.38	1.20	30.48	.98	24.89	1.22	30.99
Approved Hand Tool					H4A	H4A					H6E & H53				H6E & H53			

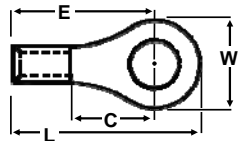
▲ For Brazed Barrel, change suffix to BF

* H53 for short barrel, H53L for long barrel


16/14 Rings - Heavy Duty (Railroad Terminals)

CMA Range 2050-5180

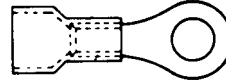
Barrel Inside Diameter .110" / 2.79 mm



Basic Dimensions



Material: COPPER Thickness: .049" / 1.24 mm
Non-Insulated



Insulated (Yellow with Black Dot)
(Vinyl) Insulated Diameter .265" / 6.73 mm (Nylon) Insulated Diameter .239" / 6.07 mm

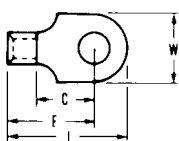
Stud Size	W in.	W mm	C in.	C mm	NIT		E in.	E mm	L in.	L mm	Funnel FIT				Funnel FIIG			
					HDR1361	HDR1361B					HDR1374BF	HDR1375BF	HDR1376BF	XHDR1380N	XHDR1382N	XHDR1383N	XHDR1384N	
10	.53	13.46	.37	9.40	HDR1361	HDR1361B	.64	16.26	.90	22.86	.95	24.13	1.21	30.73	.97	24.64	1.23	31.24
1/4	.53	13.46	.37	9.40	HDR1362	HDR1362B	.64	16.26	.90	22.86	.95	24.13	1.21	30.73	.97	24.64	1.23	31.24
5/16	.53	13.46	.37	9.40	HDR1363	HDR1363B	.64	16.26	.90	22.86	.95	24.13	1.21	30.73	.97	24.64	1.23	31.24
Approved Hand Tool					H4A	H4A					H6E & H53				H6E & H53			

* H53 for short barrel, H53L for long barrel

14/12 Rings

CMA Range 3260-8230

Barrel Inside Diameter .094" / 2.39 mm



Basic Dimensions



Material: COPPER Thickness: .040" / 1.02 mm
Non-Insulated

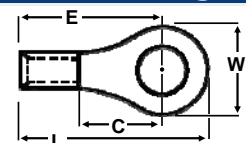
Stud Size	W in.	W mm	C in.	C mm	NIT Brazed		E in.	E mm	L in.	L mm
					R441210B	R141210B				
10	.31	7.87	.34	8.64	R441210B	R141210B	.51	12.95	.67	17.02
10	.31	10.67	.34	8.64	R141210B	R141210B	.51	12.95	.73	18.54
1/4	.42	10.67	.34	8.64	R141214B	R141214B	.51	12.95	.73	18.54
Approved Hand Tool					H4A					

ALL Terminals on this page available on tape and and certified when used with approved Hollingsworth tooling (includes Hollingsworth Automatic Crimp Presses). Standard Barrel configurations shown – customized configurations available.

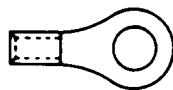


12/10 Rings

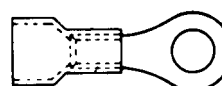
CMA Range 5180-13,100 Barrel Inside Diameter .129" / 3.27 mm



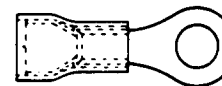
Basic Dimensions



Material: COPPER Thickness: .040" / 1.02 mm Non-Insulated



Insulated (Yellow Vinyl) Insulated Diameter .265" / 6.73 mm

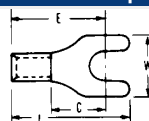


Insulated (Yellow Nylon) Insulated Diameter .239" / 6.07 mm

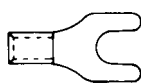
Stud Size	W		C		NIT	NIT Brazed		E		L	Funnel FIT	E		L	Funnel FIIG	E		L		
	in.	mm	in.	mm		in.	mm	in.	mm			in.	mm			in.	mm		in.	mm
4	.28	7.11	.27	6.86	R3454	R3454B	.54	13.72	.68	17.27	R4182F	.88	22.35	1.02	25.91	XR5105N	.89	22.61	1.03	26.16
6	.28	7.11	.27	6.86	R3455	R3455B	.54	13.72	.68	17.27	R4183F	.88	22.35	1.02	25.91	XR5106N	.89	22.61	1.03	26.16
6	.31	7.87	.27	6.86	R3453	R3453B	.54	13.72	.70	17.78	R4188F	.87	22.10	1.03	26.16	XR5118N	.88	22.35	1.04	26.42
6	.37	9.40	.28	7.11	R3456	R3456B	.56	14.22	.74	18.80	R4168F	.88	22.35	1.07	27.18	XR5107N	.90	22.86	1.09	27.69
8	.28	7.11	.27	6.86	R3452	R3452B	.54	13.72	.68	17.27	R4189F	.88	22.35	1.02	25.91	XR5113N	.89	22.61	1.03	26.16
8	.37	9.40	.28	7.11	R2994	R2994B	.56	14.22	.74	18.80	R4169F	.88	22.35	1.07	27.18	XR5108N	.90	22.86	1.09	27.69
10	.37	9.40	.28	7.11	R3457	R3457B	.56	14.22	.74	18.80	R4170F	.88	22.35	1.07	27.18	XR5109N	.90	22.86	1.09	27.69
1/4	.52	13.21	.47	11.94	R3458	R3458B	.75	19.05	1.01	25.65	R4171F	1.07	27.18	1.33	33.78	XR5110N	1.09	27.69	1.35	34.29
5/16	.52	13.21	.47	11.94	R3459	R3459B	.75	19.05	1.01	25.65	R4172F	1.07	27.18	1.33	33.78	XR5111N	1.09	27.69	1.35	34.29
3/8	.59	14.99	.50	12.70	R3220	R3220B	.78	19.81	1.07	27.18	R4173F	1.10	27.94	1.39	35.31	XR5112N	1.12	28.45	1.41	35.81
7/16	.71	18.03	.50	12.70	R3222	R3222B	.78	19.81	1.13	28.70	R4178F	1.10	27.94	1.46	37.08	XR5114N	1.12	28.45	1.47	37.34
1/2	.71	18.03	.50	12.70	R3223	R3223B	.78	19.81	1.13	28.70	R4179F	1.10	27.94	1.46	37.08	XR5117N	1.12	28.45	1.47	37.34
Approved Hand Tool					H4A	H4A						H6E & H53	H6E & H53							

12/10 Spades

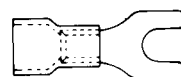
CMA Range 5180-13,100 Barrel Inside Diameter .129" / 3.27 mm



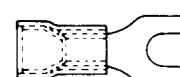
Basic Dimensions



Material: COPPER Thickness: .040"/1.02 mm Non-Insulated



Insulated (Yellow Vinyl) Insulated Diameter .265" / 6.73 mm



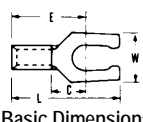
Insulated (Yellow Nylon) Insulated Diameter .239" / 6.07 mm

Stud Size	W		C		NIT	NIT Brazed		E		L	Funnel FIT▲	E		L	Funnel FIIG	E		L		
	in.	mm	in.	mm		in.	mm	in.	mm			in.	mm			in.	mm		in.	mm
6	.38	9.65	.27	6.86	S2995	S2995B	.55	13.97	.73	18.54	S4174F	.87	22.10	1.07	27.18	XS2587N	.86	21.84	1.06	26.92
8	.38	9.65	.27	6.86	S3478	S3478B	.55	13.97	.73	18.54	S4175F	.87	22.10	1.07	27.18	XS2588N	.86	21.84	1.06	26.92
10	.38	9.65	.27	6.86	S3479	S3479B	.55	13.97	.73	18.54	S4176F	.87	22.10	1.07	27.18	XS2589N	.86	21.84	1.06	26.92
Approved Hand Tool					H4A	H4A						H6E & H53	H6E & H53							

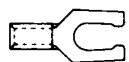
▲ For Brazed Barrel, change suffix to BF

12/10 Spring Spades

CMA Range 5180-13,100 Barrel Inside Diameter .129" / 3.27 mm



Basic Dimensions



Material: COPPER ALLOY Thickness: .040" / 1.02 mm Non-Insulated



Insulated (Yellow Vinyl) Insulated Diameter .265" / 6.73 mm

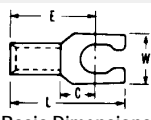


Insulated (Yellow Nylon) Insulated Diameter .239" / 6.07 mm

Stud Size	W		C		NIT	E		L	L	Funnel FIT	E		L	Funnel FIIG	E		L		
	in.	mm	in.	mm		in.	mm				in.	mm			in.	mm		in.	mm
6	.31	7.87	.26	6.60	SS20828	.52	13.21	.78	19.81	SS20832F	.85	21.59	1.13	28.70	XSS20836N	.85	21.59	1.12	28.45
8	.31	7.87	.26	6.60	SS20829	.52	13.21	.78	19.81	SS20833F	.85	21.59	1.13	28.70	XSS20837N	.85	21.59	1.12	28.45
10	.33	8.38	.26	6.60	SS20830	.52	13.21	.78	19.81	SS20834F	.85	21.59	1.13	28.70	XSS20838N	.85	21.59	1.12	28.45
1/4	.45	11.43	.26	6.60	SS20831	.52	13.21	.78	19.81	SS20815F	.85	21.59	1.13	28.70	XSS20887N	.85	21.59	1.12	28.45
Approved Hand Tool					H4A						H6E & H53	H6E & H53							

12/10 Mini Spring Spades

CMA Range 5180-13,100 mm Barrel Inside Diameter .129" / 3.27 mm



Basic Dimensions



Material: COPPER ALLOY Thickness: .040" / 1.02 mm Non-Insulated



Insulated (Yellow Vinyl) Insulated Diameter .265" / 6.73 mm



Insulated (Yellow Nylon) Insulated Diameter .239" / 6.07 mm

Stud Size	W		C		NIT	E		L	L	Funnel FIT	E		L	Funnel FIIG	E		L		
	in.	mm	in.	mm		in.	mm				in.	mm			in.	mm		in.	mm
5	.25	6.35	.26	6.60	SS22474	.53	13.46	0.65	16.51	SS22564F	.85	21.59	0.99	25.15	XSS22574N	.85	21.59	.99	25.15
6	.25	6.35	.26	6.60	SS22475	.53	13.46	.65	16.51	SS22565F	.85	21.59	0.99	25.15	XSS22575N	.85	21.59	.99	25.15
8	.28	7.11	.26	6.60	SS22476	.53	13.46	.65	16.51	SS22566F	.85	21.59	0.99	25.15	XSS22576N	.85	21.59	.99	25.15
10	.33	8.38	.26	6.60	SS22477	.53	13.46	.70	17.78	SS22567F	.85	21.59	1.05	26.67	XSS22577N	.85	21.59	.99	25.15
Approved Hand Tool					H4A						H6E & H53	H6E & H53							

ALL Terminals on this page are and certified when used with approved Hollingsworth tooling (includes Hollingsworth Automatic Crimp Presses).

ALL TERMINALS on this page available on tape. Standard Barrel configurations shown – customized configurations available.



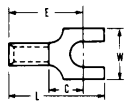
Most terminals available tape mounted. Consult Electro-Term/Hollingsworth with your specifications.



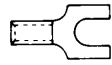
www.hollingsworth.com 800.638.8376

12/10 Block Spades

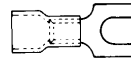
CMA Range 5180-13,1000 Barrel Inside Diameter .129" / 3.27 mm



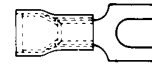
Basic Dimensions



Material: COPPER Thickness: .040" / 1.02 mm
Non-Insulated



Insulated (Yellow Vinyl)
Insulated Diameter .265" / 6.73 mm

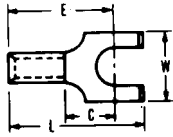


Insulated (Yellow Nylon)
Insulated Diameter .239" / 6.07 mm

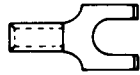
Stud Size	W in.	W mm	C in.	C mm	NIT		E in.	E mm	L in.	L mm	Funnel FIT				Funnel FIIG					
					NIT	NIT Brazed					E in.	E mm	L in.	L mm	E in.	E mm	L in.	L mm		
6	.31	7.87	.27	6.86	BS29952	BS29952B	.54	13.72	.68	17.27	BS41742F	.86	21.84	1.02	25.91					
6	.31	7.87	.27	6.86	BS29953	BS29953B	.54	13.72	.76	19.3	BS41743F	.86	21.84	1.10	27.94	XBS25873N	.85	21.59	1.10	27.94
8	.31	7.87	.27	6.86	BS34782	BS34782B	.54	13.72	.68	17.27	BS41752F	.86	21.84	1.02	25.91					
8	.31	7.87	.27	6.86	BS34783	BS34783B	.54	13.72	.76	19.3	BS41753F	.86	21.84	1.10	27.94					
10	.31	7.87	.27	6.86	BS34792	BS34792B	.54	13.72	.68	17.27	BS41762F	.86	21.84	1.02	25.91	XBS25892N	.85	21.59	1.02	25.91
10	.31	7.87	.27	6.86	BS34793	BS34793B	.54	13.72	.76	19.3	BS41763F	.86	21.84	1.10	27.94	XBS25893N	.85	21.59	1.10	27.94
Approved Hand Tool					H4A	H4A						H6E & H53				H6E & H53				

12/10 Flanged Spades


CMA Range 5180-13,1000 Barrel Inside Diameter .129" / 3.27 mm



Basic Dimensions



Material: COPPER Thickness: .040" / 1.02 mm
Non-Insulated



Insulated (Yellow Vinyl)
Insulated Diameter .265" / 6.73 mm

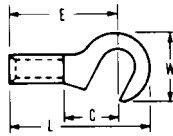


Insulated (Yellow Nylon)
Insulated Diameter .239" / 6.07 mm

Stud Size	W in.	W mm	C in.	C mm	NIT		E in.	E mm	L in.	L mm	Funnel FIT				Funnel FIIG					
					NIT	NIT Brazed					E in.	E mm	L in.	L mm	E in.	E mm	L in.	L mm		
8	0.38	9.65	0.25	6.35	SF22453	SF22453B	0.52	13.21	0.74	18.8	SF20269F	.84	21.34	1.08	27.43	XSF2509N	.83	21.08	1.07	27.18
10	0.38	9.65	0.25	6.35	SF22456	SF22456B	0.52	13.21	0.74	18.8	SF20270F	.84	21.34	1.08	27.43					
Approved Hand Tool					H4A	H4A						H6E & H53				H6E & H53				

12/10 Hooks

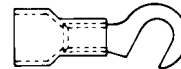
CMA Range 5180-13,1000 Barrel Inside Diameter .129" / 3.27 mm



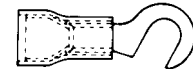
Basic Dimensions



Material: COPPER Thickness: .040" / 1.02 mm
Non-Insulated



Insulated (Yellow Vinyl)
Insulated Diameter .265" / 6.73 mm

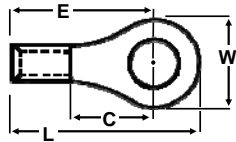


Insulated (Yellow Nylon)
Insulated Diameter .239" / 6.07 mm


Stud Size	W in.	W mm	C in.	C mm	NIT		E in.	E mm	L in.	L mm	Funnel FIT				Funnel FIIG					
					NIT	NIT Brazed					E in.	E mm	L in.	L mm	E in.	E mm	L in.	L mm		
6	.38	9.65	.28	7.11	H22452	H22452B	.56	14.22	.74	18.80	H20265F	.87	22.10	1.08	27.43	XH21608N	.87	22.10	1.08	27.43
8	.38	9.65	.28	7.11	H22454	H22454B	.56	14.22	.74	18.80	H20266F	.87	22.10	1.08	27.43	XH21609N	.87	22.10	1.08	27.43
10	.38	9.65	.28	7.11	H22455	H22455B	.56	14.22	.74	18.80	H20267F	.87	22.10	1.08	27.43	XH21610N	.87	22.10	1.08	27.43
Approved Hand Tool					H4A	H4A						H6E & H53				H6E & H53				

12/10 Rings - Railroad Terminals

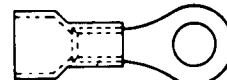
CMA Range 5180-13,1000 Barrel Inside Diameter .129" / 3.27 mm



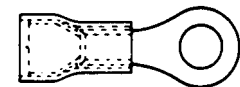
Basic Dimensions



Material: COPPER Thickness: .040" / 1.02 mm
Non-Insulated



Insulated (Yellow Vinyl / Black Ring)
Insulated Diameter .265" / 6.73 mm



Insulated (Yellow Nylon / Black Ring)
Insulated Diameter .239" / 6.07 mm

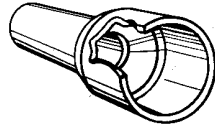
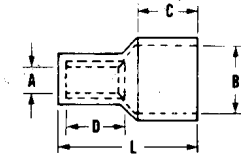
Stud Size	W in.	W mm	C in.	C mm	NIT		E in.	E mm	L in.	L mm	Funnel FIT				Funnel FIIG					
					NIT	NIT Brazed					E in.	E mm	L in.	L mm	E in.	E mm	L in.	L mm		
10	.53	13.46	.37	9.40	R3446	R3446B	.63	16.00	.90	22.86	R4246BF	.97	24.64	1.25	31.75					
1/4	.53	13.46	.37	9.40	R3447	R3447B	.63	16.00	.90	22.86	R4247BF	.97	24.64	1.25	31.75	XR4256N	.96	24.38	1.24	31.50
5/16	.53	13.46	.37	9.40	R3448	R3448B	.63	16.00	.90	22.86	R4248BF	.97	24.64	1.25	31.75	XR4257N	.96	24.38	1.24	31.50
Approved Hand Tool					H4A	H4A						H6E & H53				H76E & H53				

ALL Terminals on this page are and certified when used with approved Hollingsworth tooling (includes Hollingsworth Automatic Crimp Presses).

ALL TERMINALS on this page available on tape. Standard Barrel configurations shown – customized configurations available.




22/8 Pigtails



NP5115



NP5670

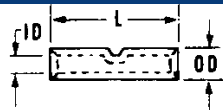


NP5671

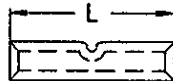
Wire Range	FIT	CMA Range	Insulation	Insert	A in	A mm	B in	B mm	C in	C mm	D in	D mm	L in	L mm	Approved Hand Tool
22-14	NP5115	508-5180	Nylon	Copper	.10	2.54	.28	7.11	.19	4.83	.32	8.13	.73	18.54	H9
18-10	NP5670	1600-13,000	Nylon	Copper	.16	4.06	.40	10.16	.27	6.86	.32	8.13	.81	20.57	H18
18-8	NP5671	1600-20,800	Nylon	Copper	.22	5.59	.49	12.45	.39	9.91	.44	11.18	1.09	27.69	H15

and certified when used with approved Hollingsworth tooling (includes Hollingsworth Automatic Crimp Presses).

22/10 Butt Connectors



Material: COPPER




B1818B

Non-Insulated

Wire Range	CMA Range	NIT	NIT Brazed	ID in	ID mm	OD in	OD mm	L in	L mm	NIT Seamless	ID in	ID mm	OD in	OD mm	L in	L mm
22-16	509-3260	B1818	B1818B	.064	1.63	.136	3.45	.58	14.73							
16-14	2050-5180	B1819	B1819B	.085	2.16	.159	4.04	.58	14.73	B1819S *	.093	2.36	.158	4.01	.63	16.00
14-12	3260-8230		B1920B **	.096	2.44	.172	4.37	.69	17.53							
12-10	5180-13,100	B2151	B2151B	.131	3.33	.221	5.61	.74	18.80							
Hand Tool		H4A	H4A							H4A						

** with sight hole

* Extended Flare Model also available - B1819S-EF

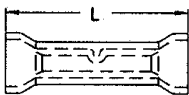


B4067BN

Insulated (Nylon)

Wire Range	CMA Range	FIT	FIT Brazed	ID in	ID mm	L in	L mm	FIT Seamless	ID in	ID mm	L in	L mm	Insul. Dia. mm	Insul. Color	Hand Tool
22-16	509-3260	B4067N	B4067BN •	.064	1.63	1.04	26.42	B4067SN	.060	1.52	1.13	28.70	.125	3.18	H7B & H53
16-14	2050-5180	B4068N	B4068BN •	.085	2.16	1.04	26.42	B4068SN	.093	2.36	1.13	28.70	.150	3.81	Blue H7B & H53
14-12	3260-8230		B1921BN	.096	2.44	1.17	29.72					.164	4.17	Green 27180	
12-10	5180-13,100	B4069N	B4069BN	.131	3.33	1.23	31.24	B4069SN	.141	3.58	1.28	32.51	.210	5.33	Yellow H6E & H53
Hand Tool															See Above

• listed



B4072

Insulated Flared (Vinyl)

Wire Range	CMA Range	FIT Flared	FIT Flared Brazed	ID in	ID mm	L in	L mm	Insul. Dia. in	Insul. Dia. mm	Insul. Color	Hand Tool
22-16	509-3260	B4070	B4070B •	.064	1.63	1.05	26.67	.160	4.06	Red	H7B & H53
16-14	2050-5180	B4071	B4071B •	.085	2.16	1.07	27.18	.195	4.95	Blue	H7B & H53
14-12	3260-8230		B1922B	.096	2.44	1.15	29.21	.210	5.33	Green	27180
12-10	5180-13,100	B4072	B4072B	.131	3.33	1.23	31.24	.265	6.73	Yellow	H6E & H53
Hand Tool											See Above

• listed

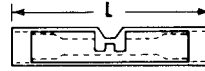
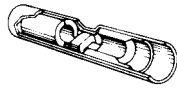
ALL TERMINALS on this page available on tape. Standard Barrel configurations shown – customized configurations available.



Most terminals available tape mounted. Consult Electro-Term/Hollingsworth with your specifications.



26/10 Window Butt Connectors

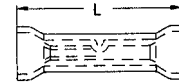
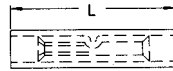
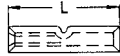
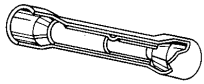


Material: COPPER					Insulated (Nylon)						
Wire Range	CMA Range	Inside Barrel Dia.		FIIG	Insul. Color	Insul. Dia.	L	L	L	Hand Tool	
		in	mm			in	mm	in	mm		
26-24	202-320	.027	0.69	B1868BN ▲	Yellow	.070	1.78	.86	21.84	H8A	
24-20	320-1290	.043	1.09	B1841BN ▲	Clear	.100	2.54	.98	24.89	H8A	
22-18	509-2050	.061	1.55	B1870BN ▲	Red	.128	3.25	1.16	29.46	H7B & H53	
16-14	2050-5180	.083	2.11	B1871BN ▲	Blue	.152	3.86	1.16	29.46	H7B & H53	
12-10	5180-13,100	.129	3.28	B1872BN	Yellow	.208	5.28	1.57	39.88	H6E & H53	

Parts in this chart are available on tape.

▲ Not Brazed


Step Down Butt Connectors





Material: COPPER				Non-Insulated			Insulated (Nylon)				Insulated (Vinyl)						
Wire Range	CMA Range	NIT Brazed	L	L	Hand Tool	Insul. Color	FIT	Insul. Dia.	FIT Flared	Insul. Dia.	L	L	Hand Tool				
			in	mm				in	mm	in	mm	in	mm				
22-16	14-12	509-3260	3260-8230	B4040B	.69	17.53	H4A	Green	B4044BN	.164	4.17	B4044BF	.210	5.33	1.18	29.27	H7B & H53
16-14	12-10	2050-5180	5180-13,100	B4041B	.74	18.80	H4A	Yellow	B4045BN	.211	5.36	B4045BF	.265	6.73	1.30	33.02	H6E & H53

Parts in this chart are available on tape. When ordering tape mounted Step Down Butt Connectors, indicate which end (wire size) is to be exposed for crimping.

26/10 Parallels



Material: COPPER

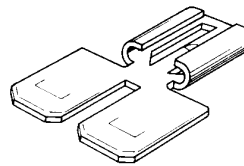
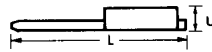
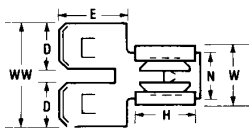


Non-Insulated				Insulated (Nylon)				Insulated (Vinyl)											
Wire Range	NIT	NIT Brazed	ID	ID	OD	OD	L	L	Hand Tool	FIT	FIT Brazed	Insul. Dia.	FIT Flared	FIT Flared Brazed	L	L	Insul. Color	Hand Tool	
			in	mm	in	mm	in	mm				in	mm	in	mm				
26-24	P4019		.033	.084	.078	1.98	.21	5.33											
22-16	P4130	P4130B	.064	1.63	.136	3.45	.33	8.38	H4A	P4131N	P4131BN	.125	3.18	P4132	P4132B	.76	19.30	Red	H7B & H53
16-14	P4137	P4137B	.085	2.16	.158	4.01	.33	8.38	H4A	P4133N	P4133BN	.150	3.81	P4134		.76	19.30	Blue	H7B & H53
12-10	P4138	P4138B	.131	3.33	.221	5.61	.33	8.38	H4A	P4135N	P4135BN	.210	5.33	P4136		.83	21.08	Yellow	H6E & H53

* P4019 Not UL or CSA listed

Parts in this chart are available on tape.

Double Male Tab Single Female Slip-On



Material: Brass Thickness: .32" / .813 mm

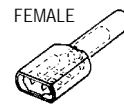
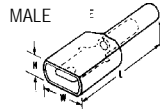
Dimensions

NIT	L	L	WW	WW	D	D	E	E	H	H	W	W	U	U	N	N
	in	mm	in	mm	in	mm	in	mm	in	mm	in	mm	in	mm	in	mm
41B †	.78	19.81	.572	14.53	.253	6.43	.315	8.00	.318	8.08	.324	8.23	.105	2.67	.250	6.35

† 41B is unplated; for electro-tin plated part, specify 43B.



22/18 • 16/14 • 12/10 Fully Insulated Nylon Couplers



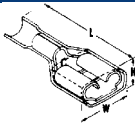
Material: BRASS

Type	Wire Size	NEMA Tab	W in	W mm	L in	L mm	H in	H mm	Insul. Dia. in	Insul. Dia. mm	Approved Hand Tool	FIT	Mat. Thickness in	Mat. Thickness mm	CMA Range
Male	22-18	.032 x .250	.48	12.19	1.05	26.67	.29	7.37	.155	3.94	H43	SO5078	.032	.813	509-2050
Female	22-18	.032 x .250	.40	10.16	.98	24.89	.22	5.59	.128	3.25	H13	SO5077	.018	.457	509-2050
Male	16-14	.032 x .250	.48	12.19	1.03	26.16	.30	7.62	.180	4.57	H43	SO5076	.032	.813	2050-5180
Female	16-14	.032 x .250	.40	10.16	.96	24.38	.22	5.59	.150	3.81	H13	SO5075	.018	.457	2050-5180

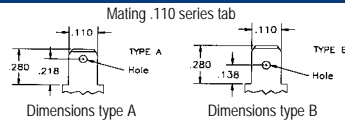
22/18 Fully Insulated Slip-Ons (FISO)

CMA Range 509-2050

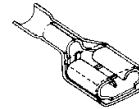
Barrel Inside Diameter
.064"/1.63 mm – .110 Series
.057"/1.45 mm – All Others



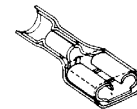
Material: BRASS



Thickness: .012" / .305 mm – .110 Series



.018" / .457 mm – All Others



Insulated (Vinyl)

Insul. Dia. .125" / 3.18 mm

Insul. Dia. .117" / 2.97 mm

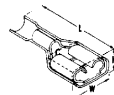
NEMA TAB	Basic Dimensions						FITS TAB	FIT Flared	Approved Hand Tool	Funnel FIIG	Approved Hand Tool
	W in	W mm	L in	L mm	H in	H mm					
.020 x.110	.21	5.33	.73	18.54	.17	4.32	A	SO5316SF	H8A4	XSO9770S	H13*
.020 x.110	.21	5.33	.73	18.54	.17	4.32	B	SO5317SF	H8A4	XSO9771S	H13*
.032 x.110	.21	5.33	.73	18.54	.17	4.32	A	SO5318SF	H8A4	XSO9772S	H13*
.032 x.110	.21	5.33	.73	18.54	.17	4.32	B	SO5319SF	H8A4	XSO9773S	H13*
.020 x.187	.32	8.13	.92	23.37	.19	4.83		SO5304F	H13	XSO9774	H43
.032 x.187	.32	8.13	.92	23.37	.19	4.83		SO5303F	H13	XSO9775	H43
.020 x.205	.32	8.13	.92	23.37	.19	4.83		SO5302F	H13	XSO9776	H43
.032 x.205	.32	8.13	.92	23.37	.19	4.83		SO5301F	H13	XSO9777	H43
.032 x.250	.37	9.40	.92	24.13	.21	5.33		SO5300F	H13	XSO9778	H43

* Locator Blade 13-023 to be ordered in addition to Hand Tool

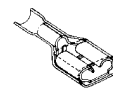
16/14 Fully Insulated Slip-Ons (FISO)

CMA Range 2050-5180

Barrel Inside Diameter
.064"/1.63 mm – .110 Series FISO FIT
.081"/2.06 mm – All Others Series FISO FIT
.079"/2.01 mm -- All FISO FIIG



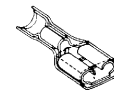
Material: BRASS Thickness: .012" / .305 mm – .110 Series .018" / .457 mm – All Others



Insulated (Vinyl)

Insul. Dia. .160" / 4.06 mm

Insul. Dia. .176" / 3.71 mm



NEMA TAB	Basic Dimensions						FITS TAB	FIT Flared	Approved Hand Tool	Funnel FIIG	Approved Hand Tool
	W in	W mm	L in	L mm	H in	H mm					
.020 x.110	.21	5.33	.73	18.54	.20	5.08	A	SO5320SF *	H8A4	XSO9779S	H13 **
.020 x.110	.21	5.33	.73	18.54	.20	5.08	B	SO5321SF	H8A4	XSO9780S *	H13 **
.032 x.110	.21	5.33	.73	18.54	.20	5.08	A	SO5322SF *	H8A4	XSO9781S	H13 **
.032 x.110	.21	5.33	.73	18.54	.20	5.08	B			XSO9782S *	H13 **
.020 x.187	.32	8.13	.92	23.37	.20	5.08		SO5309F	H13	XSO9783	H43
.032 x.187	.32	8.13	.92	23.37	.20	5.08		SO5308F	H13	XSO9784	H43
.020 x.205	.32	8.13	.92	23.37	.20	5.08		SO5307F	H13	XSO9785	H43
.032 x.205	.32	8.13	.92	23.37	.20	5.08		SO5306F	H13	XSO9786	H43
.032 x.250	.38	9.65	.95	24.13	.22	5.59		SO5305F	H13	XSO9787	H43

* Special Order

** Locator Blade 13-023 to be ordered in addition to Hand Tool

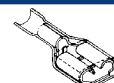
12/10 Fully Insulated Slip-Ons (FISO)

CMA Range 5180-13100

Barrel Inside Diameter .129"/3.27 mm



Material: BRASS Thickness: .018" / .457 mm



Insulated (Vinyl)

Insul. Dia. .239" / 6.07mm

NEMA TAB	Basic Dimensions						FITS TAB	Funnel FIIG	Approved Hand Tool
	W in	W mm	L in	L mm	H in	H mm			
.032 x.250	.36	9.14	1.07	27.18	.33	8.38	A	XSO9788 **	H6EB

**UL Listed for 12 AWG only

ALL Terminals on this page are and certified when used with approved Hollingsworth tooling (includes Hollingsworth Automatic Crimp Presses).

ALL TERMINALS on this page available on tape. Standard Barrel configurations shown – customized configurations available.



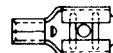
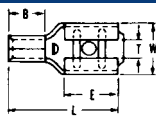
Most terminals available tape mounted. Consult Electro-Term/Hollingsworth with your specifications.



www.hollingsworth.com 800.638.8376

22/18 Female Slip-Ons

Barrel Inside Diameter
 CMA Range 509-2050 .064"/1.63 mm - .110 Series .057"/1.45 mm - All Others

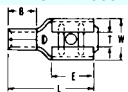


Material: BRASS **Thickness:** .012" / .305 mm - .110 and .125 Series .018" / .457 mm - All Others

Basic Dimensions

NEMA TAB	Basic Dimensions				Non-Insulated															
	W	W	T	T	Approved Hand Tool			NIT		Approved Hand Tool		NIT-IG		Approved Hand Tool						
in	mm	in	mm	in	mm	in	mm	FITS TAB	NIT	L	L	L	L	L	L	Approved Hand Tool	NIT-IG	L	L	Approved Hand Tool
										in	mm	in	mm	in	mm			in	mm	
.020 x .110	.145	3.68	.016	.406	.250	6.35	.17	4.32	A	SO70904S	.55	12.45	H12	SO70931S	.63	16.00	H12			H12
.020 x .110	.145	3.68	.016	.406	.250	6.35	.17	4.32	B	SO1120S	.55	12.45	H12	SO1126S*	.63	16.00	H12			H12
.032 x .110	.145	3.68	.016	.406	.250	6.35	.17	4.32	A	SO70905S	.55	12.45	H12	SO70932S	.63	16.00	H12			H12
.032 x .110	.145	3.68	.016	.406	.250	6.35	.17	4.32	B	SO1130S	.55	12.45	H12	SO1136S*	.63	16.00	H12			H12
.020 x .187	.233	5.92	.026	.660	.250	6.35	.17	4.32		SO9604S	.57	14.48	H12	SO9609S	.71	18.03	H12			H12
.032 x .187	.233	5.92	.026	.660	.250	6.35	.17	4.32		SO9602S	.57	14.48	H12	SO9607S	.71	18.03	H12			H12
.020 x .205	.250	6.35	.026	.660	.250	6.35	.17	4.32		SO9603S	.57	14.48	H12							H12
.032 x .205	.250	6.35	.026	.660	.250	6.35	.17	4.32		SO9601S	.57	14.48	H12	SO9606S	.71	18.03	H12			H12
.032 x .250	.290	7.37	.065	1.65	.300	7.62	.17	4.32		SO9600S	.62	15.75	H12	SO9605S	.76	19.30	H12			H12

** Special Order*



Insulated (Red Vinyl)
 Insul. Dia. .125" / 3.18 mm



Insulated (Red Nylon)
 Insul. Dia. .118" / 3.00 mm

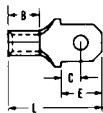
NEMA TAB	Basic Dimensions				Insulated															
	W	W	T	T	Approved Hand Tool			FIT Flared		Approved Hand Tool		Funnel FIIG		Approved Hand Tool						
in	mm	in	mm	in	mm	in	mm	FITS TAB	FIT Flared	L	L	L	L	L	L	Approved Hand Tool	Funnel FIIG	L	L	Approved Hand Tool
										in	mm	in	mm	in	mm			in	mm	
.020 x .110	.145	3.68	.016	.406	.250	6.35	.17	4.32	A	SO70908SF	.78	19.81	H8A4	XSO70910SN	.78	19.81	H13**			H13**
.020 x .110	.145	3.68	.016	.406	.250	6.35	.17	4.32	B	SO1121SF	.78	19.81	H8A4	XSO1122SN*	.78	19.81	H13**			H13**
.032 x .110	.145	3.68	.016	.406	.250	6.35	.17	4.32	A	SO70909SF	.78	19.81	H8A4	XSO70911SN	.78	19.81	H13**			H13**
.032 x .110	.145	3.68	.016	.406	.250	6.35	.17	4.32	B	SO1131SF	.78	19.81	H8A4	XSO1132SN*	.78	19.81	H13**			H13**
.020 x .187	.233	5.92	.026	.660	.250	6.35	.17	4.32		SO9619SF	.86	21.84	H13	XSO9624SN	.86	21.84	H43			H43
.032 x .187	.233	5.92	.026	.660	.250	6.35	.17	4.32		SO9617SF	.86	21.84	H13	XSO9622SN	.86	21.84	H43			H43
.020 x .205	.250	6.35	.026	.660	.250	6.35	.17	4.32		SO9618SF	.86	21.84	H13	XSO9623SN	.86	21.84	H43			H43
.032 x .205	.250	6.35	.026	.660	.250	6.35	.17	4.32		SO9616SF	.86	21.84	H13	XSO9621SN	.86	21.84	H43			H43
.032 x .250	.290	7.37	.065	1.65	.300	7.62	.17	4.32		SO9615SF	.91	23.11	H13	XSO9620SN	.91	23.11	H43			H43

** Special Order*

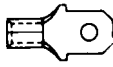
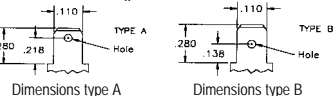
*** Locator Blade 13-023 to be ordered in addition to Hand Tool*

22/18 Male Slip-Ons

Barrel Inside Diameter
 CMA Range 509-2050 .053"/1.35 mm - .020 Series .056"/1.42 mm - .032 Series



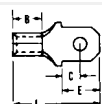
Mating .110 series tab



Material: BRASS **Thickness:** .012" / .305 mm - .110 and .125 Series .018" / .457 mm - All Others

Basic Dimensions

NEMA TAB	Basic Dimensions				Non-Insulated															
	C	C	E	E	Approved Hand Tool			NIT		Approved Hand Tool		NIT-IG		Approved Hand Tool						
in	mm	in	mm	in	mm	in	mm	FITS TAB	NIT	L	L	L	L	L	L	Approved Hand Tool	NIT-IG	L	L	Approved Hand Tool
										in	mm	in	mm	in	mm			in	mm	
.020 x .110	.218	5.54	.280	7.11	.17	4.32		A	SO9419S	.58	14.73	H12	SO9427S	.72	18.29	H12			H12	
.020 x .110	.138	3.51	.280	7.11	.17	4.32		B	SO9418S	.58	14.73	H12	SO9426S*	.72	18.29	H12			H12	
.020 x .187	.125	3.18	.250	6.35	.17	4.32			SO9416S	.55	13.97	H12	SO9424S	.69	17.53	H12			H12	
.032 x .187	.125	3.18	.250	6.35	.17	4.32			SO9104S	.62	15.75	H4A								
.032 x .187	.125	3.18	.250	6.35	.26	6.60			SO9104	.71	18.03	H4A								<i>* Special Order</i>
.020 x .205	.125	3.18	.250	6.35	.17	4.32			SO9417S	.55	13.97	H12	SO9425S	.69	17.53	H12			H12	
.032 x .205	.125	3.18	.250	6.35	.17	4.32			SO9105S	.62	15.75	H4A								
.032 x .205	.125	3.18	.250	6.35	.26	6.60			SO9105	.71	18.03	H4A								
.032 x .250	.134	3.40	.307	7.80	.17	4.32			SO9106S	.67	17.02	H4A								
.032 x .250	.134	3.40	.307	7.80	.26	6.60			SO9106	.76	19.30	H4A								



NEMA TAB	Basic Dimensions				Insulated (Red Vinyl)							Insulated (Red Nylon)								
	C	C	E	E	Approved Hand Tool			Funnel FIT		Approved Hand Tool		Funnel FIIG		Approved Hand Tool						
in	mm	in	mm	in	mm	in	mm	FITS TAB	Funnel FIT	Insul. Dia	L	Insul. Dia	L	Insul. Dia	L	Approved Hand Tool	Funnel FIIG	Insul. Dia	L	Approved Hand Tool
										in	mm	in	mm	in	mm	in	mm	in	mm	
.020 x .110	.218	5.54	.280	7.11	.17	4.32		A	SO9447SF	.124	3.15	.86	21.84	H8A	XSO9453SN	.118	3.00	.85	21.59	H43
.020 x .110	.138	3.51	.280	7.11	.17	4.32		B	SO9446SF	.124	3.15	.86	21.84	H8A	XSO9452SN*	.118	3.00	.85	21.59	H43
.020 x .187	.125	3.18	.250	6.35	.17	4.32			SO9444SF	.124	3.15	.83	21.08	H8A	XSO9450SN	.118	3.00	.82	20.83	H43
.032 x .187	.125	3.18	.250	6.35	.17	4.32			SO9110SF	.160	4.06	.90	22.86	H7B	XSO9115SN	.146	3.71	.88	22.35	H7B
.032 x .187	.125	3.18	.250	6.35	.26	6.60			SO9110F	.160	4.06	.97	24.64	H7B						<i>* Special Order</i>
.020 x .205	.125	3.18	.250	6.35	.17	4.32			SO9445SF	.124	3.15	.83	21.08	H8A	XSO9451SN	.118	3.00	.82	20.83	H43
.032 x .205	.125	3.18	.250	6.35	.17	4.32			SO9112SF	.160	4.06	.90	22.86	H7B	XSO9116SN	.146	3.71	.88	22.35	H7B
.032 x .205	.125	3.18	.250	6.35	.26	6.60			SO9112F	.160	4.06	.97	24.64	H7B						
.032 x .250	.134	3.40	.307	7.80	.17	4.32			SO9113SF	.160	4.06	.95	24.13	H7B	XSO9117SN	.146	3.71	.96	24.38	H7B
.032 x .250	.134	3.40	.307	7.80	.26	6.60			SO9113F	.160	4.06	1.02	25.91	H7B						

ALL Terminals on this page are and certified when used with approved Hollingsworth tooling (includes Hollingsworth Automatic Crimp Presses).

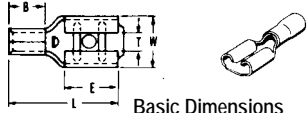
ALL TERMINALS on this page available on tape. Standard Barrel configurations shown - customized configurations available.



16/14 Female Slip-Ons

Barrel Inside Diameter

CMA Range 2050-5180 .090"/2.29 mm – .110 Series .081"/2.06 mm – All Others



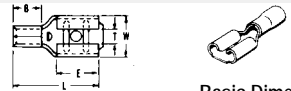
Basic Dimensions



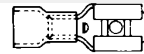
Material: BRASS Thickness: .012"/.305 mm – .110 and .125 Series .018"/.457 mm – All Others

NEMA TAB	W in	W mm	T in	T mm	E in	E mm	B in	B mm	FITS TAB	Non-Insulated							
										NIT	L in	L mm	Approved Hand Tool	NIT-IG	L in	L mm	Approved Hand Tool
.020 x.110	.145	3.68	.016	.406	.250	6.35	.17	4.32	A	SO70912S	.49	12.45	H12	SO70573S	.63	16.00	H12
.020 x.110	.145	3.68	.016	.406	.250	6.35	.17	4.32	B	SO1137S	.49	12.45	H12	SO70572S	.63	16.00	H12
.032 x.110	.145	3.68	.016	.406	.250	6.35	.17	4.32	A	SO70913S	.49	12.45	H12	SO70577S	.63	16.00	H12
.032 x.110	.145	3.68	.016	.406	.250	6.35	.17	4.32	B	SO1144S	.49	12.45	H12	SO70576S	.63	16.00	H12
.020 x.187	.233	5.92	.026	.660	.250	6.35	.17	4.32		SO9704S	.57	14.48	H12	SO9709S	.72	18.29	H12
.032 x.187	.233	5.92	.026	.660	.250	6.35	.17	4.32		SO9702S	.57	14.48	H12	SO9707S	.72	18.29	H12
.020 x.205	.250	6.35	.026	.660	.250	6.35	.17	4.32		SO9703S	.57	14.48	H12	SO9708S	.72	18.29	H12
.032 x.205	.250	6.35	.026	.660	.250	6.35	.17	4.32		SO9701S	.57	14.48	H12	SO9706S	.72	18.29	H12
.032 x.250	.290	7.37	.065	1.65	.300	7.62	.17	4.32		SO9700S	.62	15.75	H12	SO9705S	.77	19.56	H12

* Special Order



Basic Dimensions



Insulated (Blue Vinyl)
Insul. Dia. .160"/4.06 mm



Insulated (Blue Nylon)
Insul. Dia. .140"/3.56 mm

NEMA TAB	W in	W mm	T in	T mm	E in	E mm	B in	B mm	FITS TAB	Insulated							
										FIT Flared	L in	L mm	Approved Hand Tool	Funnel FIIG	L in	L mm	Approved Hand Tool
.020 x.110	.145	3.68	.016	.406	.250	6.35	.17	4.32	A	SO70916SF	.78	19.81	H8A4	XSO70918SN	.78	19.81	H13**
.020 x.110	.145	3.68	.016	.406	.250	6.35	.17	4.32	B	SO1125SF	.78	19.81	H8A4	XSO1139SN	.78	19.81	H13**
.032 x.110	.145	3.68	.016	.406	.250	6.35	.17	4.32	A	SO70917SF	.78	19.81	H8A4	XSO70919SN	.78	19.81	H13**
.032 x.110	.145	3.68	.016	.406	.250	6.35	.17	4.32	B	SO1135SF	.78	19.81	H8A4	XSO1146SN	.78	19.81	H13**
.020 x.187	.233	5.92	.026	.660	.250	6.35	.17	4.32		SO9722SF	.86	21.84	H13	XSO9727SN	.86	21.84	H43
.032 x.187	.233	5.92	.026	.660	.250	6.35	.17	4.32		SO9720SF	.86	21.84	H13	XSO9725SN	.86	21.84	H43
.020 x.205	.250	6.35	.026	.660	.250	6.35	.17	4.32		SO9721SF	.86	21.84	H13	XSO9726SN	.86	21.84	H43
.032 x.205	.250	6.35	.026	.660	.250	6.35	.17	4.32		SO9719SF	.86	21.84	H13	XSO9724SN	.86	21.84	H43
.032 x.250	.290	7.37	.065	1.65	.300	7.62	.17	4.32		SO9718SF	.91	23.11	H13	XSO9723SN	.91	23.11	H43

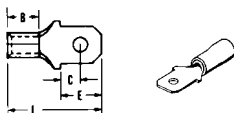
* Special Order

** Locator Blade 13-023 to be ordered in addition to Hand Tool

16/14 Male Slip-Ons

Barrel Inside Diameter

CMA Range 2050-5180 .081"/2.06 mm – .020 Series .085"/2.16 mm – .032 Series



Basic Dimensions



Material: BRASS Thickness: .020"/.508 mm .032"/.813 mm



NEMA TAB	C in	C mm	E in	E mm	B in	B mm	FITS TAB	Non-Insulated							
								NIT	L in	L mm	Approved Hand Tool	NIT-IG	L in	L mm	Approved Hand Tool
.020 x.110	.218	5.54	.280	7.11	.17	4.32	A	SO9353S	.58	14.73	H12	SO9363S	.72	18.29	H12
.020 x.110	.138	3.51	.280	7.11	.17	4.32	B	SO9352S	.58	14.73	H12	SO9362S	.72	18.29	H12
.020 x.187	.125	3.18	.250	6.35	.17	4.32		SO9350S	.55	13.97	H12	SO9360S	.69	17.53	H12
.032 x.187	.125	3.18	.250	6.35	.17	4.32		SO9118S	.62	15.75	H4A				
.032 x.187	.125	3.18	.250	6.35	.26	6.60		SO9118	.71	18.03	H4A				
.020 x.205	.125	3.18	.250	6.35	.17	4.32		SO9351S	.55	13.97	H12	SO9361S	.69	17.53	H12
.032 x.205	.125	3.18	.250	6.35	.17	4.32		SO9119S	.62	15.75	H4A				
.032 x.205	.125	3.18	.250	6.35	.26	6.60		SO9119	.71	18.03	H4A				
.032 x.250	.134	3.40	.307	7.80	.17	4.32		SO9004S	.67	17.02	H4A				
.032 x.250	.134	3.40	.307	7.80	.26	6.60		SO9003	.76	19.30	H4A				

* Special Order



Basic Dimensions



Insulated (Blue Vinyl)



Insulated (Blue Nylon)

NEMA TAB	C in	C mm	E in	E mm	B in	B mm	FITS TAB	Funnel FIT	Insulated										
									Insul. Dia in	Insul. Dia mm	L in	L mm	Approved Hand Tool	Funnel FIIG	Insul. Dia in	Insul. Dia mm	L in	L mm	Approved Hand Tool
.020 x.110	.218	5.54	.280	7.11	.17	4.32	A	SO9383SF	.160	4.06	.87	22.10	H7B	XSO9393SN	.146	3.71	.89	22.61	H43
.020 x.110	.138	3.51	.280	7.11	.17	4.32	B	SO9382SF	.160	4.06	.87	22.10	H7B	XSO9392SN	.146	3.71	.89	22.61	H43
.020 x.187	.125	3.18	.250	6.35	.17	4.32		SO9380SF	.160	4.06	.83	21.08	H7B	XSO9390SN	.146	3.71	.85	21.59	H43
.032 x.187	.125	3.18	.250	6.35	.17	4.32		SO9124SF	.195	4.95	.90	22.86	H7B	XSO9126SN	.178	4.52	.86	21.84	H7B
.032 x.187	.125	3.18	.250	6.35	.26	6.60		SO9124F	.195	4.95	.97	24.64	H7B						
.020 x.205	.125	3.18	.250	6.35	.17	4.32		SO9381SF	.160	4.06	.83	21.08	H7B	XSO9391SN	.146	3.71	.85	21.59	H43
.032 x.205	.125	3.18	.250	6.35	.17	4.32		SO9125SF	.195	4.95	.90	22.86	H7B	XSO9127SN	.178	4.52	.86	21.84	H7B
.032 x.205	.125	3.18	.250	6.35	.26	6.60		SO9125F	.195	4.95	1.03	26.16	H7B						
.032 x.250	.134	3.40	.307	7.80	.17	4.32		SO9014SF	.195	4.95	.96	24.38	H7B	XSO9024SN	.178	4.52	.91	23.11	H7B
.032 x.250	.134	3.40	.307	7.80	.26	6.60		SO9013F	.198	5.03	1.09	27.69	H7B						

* Special Order

ALL Terminals on this page are and certified when used with approved Hollingsworth tooling (includes Hollingsworth Automatic Crimp Presses).

ALL TERMINALS on this page available on tape. Standard Barrel configurations shown – customized configurations available.

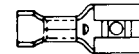
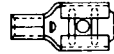
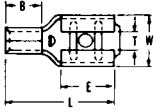


Most terminals available tape mounted. Consult Electro-Term/Hollingsworth with your specifications.



12/10 Female Slip-Ons

CMA Range 5180-13,100 Barrel Inside Diameter .129" / 3.27 mm



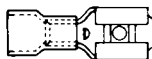
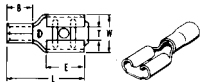
Material: BRASS Thickness: .018" / .457 mm

Basic Dimensions

NEMA TAB	W		T		NIT-MG	E		L		Non-Insulated Approved Hand Tool		NIT-IG	E		L	
	in	mm	in	mm		in	mm	in	mm	in	mm		in	mm	in	mm
.020 x.187	.233	5.92	.026	.660	SO9308 *	.250	6.35	.69	17.53	H4A						
.032 x.187	.233	5.92	.026	.660	SO9312 *	.250	6.35	.69	17.53	H4A						
.032 x.250	.300	7.62	.065	1.65	SO9300 *	.300	7.62	.72	17.53	H4A	SO9180	.300	7.62	.89	22.61	
.032 x.250	.300	7.62	.065	1.65	SO9176 ● †	.300	7.62	.72	17.53	27058						



* UL Listed for 12 AWG only
 ● Not UL listed † True Barrel – 1 pc part
 NIT-MG = 2 pc part - NIT and metal grip



Basic Dimensions

NEMA TAB	W		T		Funnel FIT	Insulated (Yellow Vinyl) Insul. Dia. .265" / 6.73 mm				Approved Hand Tool	Insulated (Yellow Nylon) Insul. Dia. .239" / 6.07 mm				Approved Hand Tool	
	in	mm	in	mm		E	E	L	L		E	E	L	L		
.020 x.187	.233	5.92	.026	.660	SO9309F*	.250	6.35	1.00	25.40	H6E	XSO9310N* †	.250	6.35	1.00	25.40	H6E
.032 x.187	.233	5.92	.026	.660	SO9313F*	.250	6.35	1.00	25.40	H6E	XSO9314N* †	.250	6.35	1.00	25.40	H6E
.032 x.250	.300	7.62	.065	1.65	SO9301F*	.300	7.62	1.08	25.40	H6EC	XSO9302N* †	.300	7.62	1.06	19.81	H6E

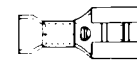
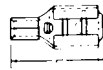
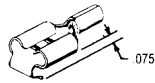


* UL Listed for 12 AWG Only



* UL Listed for 12 AWG Only
 † 4 pc part

22/18 • 16/14 • 12/10 Piggy Back Slip-Ons



Material: BRASS Thickness: .016" / .406 mm

Basic Dimensions

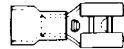
I.D. in / mm	CMA Range	Wire Range	NEMA TAB	NIT	L		Non-Insulated		NIT-IG	L		H270 Die
					in	mm	Approved Hand Tool	H270 Die		in	Approved Hand Tool	
.061"/1.55	509-2050	22-18	.032 x.250	SO73159S	.76	H12	27132	SO73161S	.76	H12	27133	
.085"/2.16	2050-5180	16-14	.032 x.250	SO73170S	.76	H12	27135	SO73172S	.76	H12	27136	
.129"/3.27	5180-13,100	12-10	.032 x.250	SO73181 *	.76	H4A		SO73183 *	.76		27139	



* UL Listed for 12 AWG Only



* UL Listed for 12 AWG Only



Basic Dimensions

Insul. Color	I.D. in / mm	CMA Range	Wire Range	NEMA TAB	Funnel FIT	Insulated (Vinyl)		Approved Hand Tool	Funnel FIIG	Insulated (Nylon)		Approved Hand Tool
						Ins. Dia.	L			Ins. Dia.	L	
Red	.061"/1.55	509-2050	22-18	.032 x.250	SO73163SF	.125	.88	H13	XSO73165SN	.118	.88	H43
Blue	.085"/2.16	2050-5180	16-14	.032 x.250	SO73174SF	.160	.88	H13	XSO73176SN	.146	.88	H43
Yellow	.129"/3.27	5180-13,100	12-10	.032 x.250	SO73185F *	.265	1.01	H6E	XSO73187N *	.227	1.03	H6E



* UL Listed for 12 AWG Only

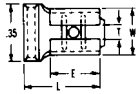


* UL Listed for 12 AWG Only

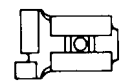
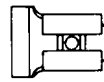
ALL TERMINALS on this page available on tape. Standard Barrel configurations shown – customized configurations available.



22/18 • 16/14 • 12/10 Flag Slip-Ons



Material: BRASS Thickness: .018" / .457mm



Basic Dimensions

Wire Range	CMA Range	NEMA Tab	W in	W mm	T in	T mm	NIT	E in	E mm	L in	L mm	NIT-IG	E in	E mm	L in	L mm
22-18	509-2050	.032 x .250	.296	7.52	.065	1.65						SO9405	.300	7.62	.57	14.48
16-14	2050-5180	.032 x .250	.296	7.52	.065	1.65						SO9410	.300	7.62	.59	14.99
16-14	2050-5180	.032 x .250	.296	7.52	.120	3.05						SO9411	.300	7.62	.59	14.99
12-10	5180-13,100	.032 x .250	.296	7.52	.065	1.65	SO9415 *	.300	7.62	.60	15.54					
12-10	5180-13,100	.032 x .250	.296	7.52	.120	3.05	SO9413 * ❖	.300	7.62	.60	15.54					

Approved Hand Tool

H4A3



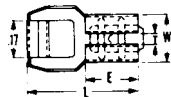
* UL Listed for 12 AWG Only

H12

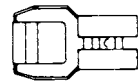


❖ Notched specially for Bending applications

22/18 • 16/14 • 12/10 Flag Slip-Ons



Material: BRASS Thickness: .018" / .457mm

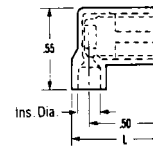
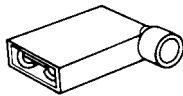


Basic Dimensions

Wire Range	CMA Range	NEMA Tab	W in	W mm	T in	T mm	NIT	E in	E mm	L in	L mm	NIT-IG	E in	E mm	L in	L mm
22-18	509-2050	.032 x .250	.300	7.62	.065	1.65	SO9478S	.300	7.62	.53	13.46	SO9479S	.300	7.62	.53	13.46
16-14	2050-5180	.032 x .250	.300	7.62	.065	1.65	SO9487S	.300	7.62	.55	13.97	SO9488S	.300	7.62	.55	13.97
12-10	5180-13,100	.032 x .250	.300	7.62	.065	1.65	SO9489S *	.300	7.62	.68	17.27					



* UL Listed for 12 AWG Only

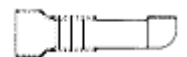
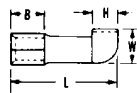
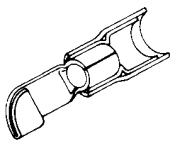


Basic Dimensions

Wire Range	CMA Range	NEMA Tab	W in	W mm	T in	T mm	FISO FIT Flared	Insul. Dia. in	Insul. Dia. mm	L in	L mm	Ins. Bbl. Dia. in	Ins. Bbl. Dia. mm	Insul. Color	Approved Hand Tool
22-18	509-2050	.032 x .250	.300	7.62	.065	1.65	SO5360SF	.160	4.06	.611	15.52	.057	1.45	Red Nylon	H46
16-14	2050-5180	.032 x .250	.300	7.62	.065	1.65	SO5363SF	.182	4.62	.625	15.88	.081	2.06	Blue Nylon	H47



22/16 • 16/14 • 12/10 Knife Disconnects



Material: COPPER

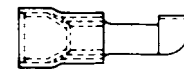
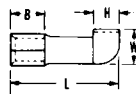
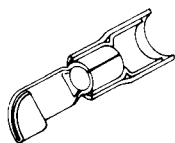
Basic Dimensions

Wire Range	CMA Range	Mat. Thickness in	Mat. Thickness mm	Ins. Bbl. Dia. in	Ins. Bbl. Dia. mm	H in	H mm	W in	W mm	B in	B mm	NIT	L in	L mm	H270 Die	NIT-MG	L in	L mm	H270 Die
22-16	509-3260	.030	.762	.061	1.55	.15	3.81	.20	5.08	.17	4.32	K5910S	.63	16.00	27088	K5913S	.80	20.32	27089
16-14	2050-5180	.032	.813	.085	2.16	.15	3.81	.20	5.08	.17	4.32	K5911S	.63	16.00	27091	K5914S	.80	20.32	27092
12-10	5180-13,100	.040	1.02	.131	3.33	.22	5.59	.28	7.11	.27	6.86	K5912	.94	23.88	27094	K5915	1.18	29.97	27095

Approved Hand Tool

H4A

See End Column



Basic Dimensions

Wire Range	CMA Range	Mat. Thickness in	Mat. Thickness mm	Ins. Bbl. Dia. in	Ins. Bbl. Dia. mm	H in	H mm	W in	W mm	B in	B mm	Funnel FIIG	Insul. Dia. in	Insul. Dia. mm	L in	L mm	Insul. Color	Approved Hand Tool
22-16	509-3260	.030	.762	.061	1.55	.15	3.81	.20	5.08	.17	4.32	XK5919SN	.146	3.71	.90	22.86	Red	H7B & H53
16-14	2050-5180	.032	.813	.085	2.16	.15	3.81	.20	5.08	.17	4.32	XK5920SN	.172	4.37	.90	22.86	Blue	H7B & H53
12-10	5180-13,100	.040	1.02	.131	3.33	.22	5.59	.28	7.11	.27	6.86	XK5921N	.227	5.77	1.26	32.00	Yellow	H6E & H53

ALL TERMINALS on this page available on tape. Standard Barrel configurations shown – customized configurations available.



Most terminals available tape mounted.
Consult Electro-Term/Hollingsworth with your specifications.



www.hollingsworth.com 800.638.8376

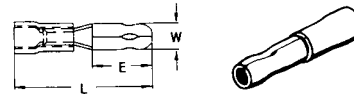
22/18 Male Plugs

CMA Range 509-2050

Barrel Inside Diameter .057/ 1.49 mm

Basic Dimensions				Insulated (Red Nylon)		
<i>W</i>	<i>W</i>	<i>E</i>	<i>E</i>	Funnel FIIG	<i>L</i>	<i>L</i>
in	mm	in	mm		in	mm
.156	3.96	.345	8.76	XMP9658SN	.90	22.86
.180	4.57	.447	11.35	XMP9659SN	.94	23.87
Hand Tool				H43		

Material: BRASS Thickness: .018" / .457 mm



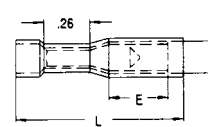
22/18 Receptacles

CMA Range 509-2050

Barrel Inside Diameter .057/ 1.55 mm

Basic Dimensions						Insulated (Red Vinyl)		
<i>W</i>	<i>W</i>	<i>E</i>	<i>E</i>	Male Plug	Male Plug	Fully Insulated	<i>L</i>	<i>L</i>
in	mm	in	mm	Dia. In.	Dia. In.	FIT Flared	in	mm
.18	4.57	.345	8.76	.156	3.96	FP5332F	1.03	26.16
.21	5.33	.420	10.67	.180	4.57	FP5333F	1.08	27.43
Hand Tool						H35 H270 Die 27123		

Material: BRASS Thickness: .016" / .406 mm



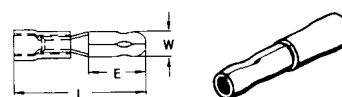
18/14 Male Plugs

CMA Range 1600-5180

Barrel Inside Diameter .081/ 2.06 mm

Basic Dimensions				Insulated (Blue Nylon)		
<i>W</i>	<i>W</i>	<i>E</i>	<i>E</i>	Funnel FIIG	<i>L</i>	<i>L</i>
in	mm	in	mm		in	mm
.156	3.96	.345	8.76	XMP9645SN	.92	23.37
.180	4.57	.447	11.35	XMP9646SN	.97	24.64
Hand Tool				H43		

Material: BRASS Thickness: .018" / .457 mm



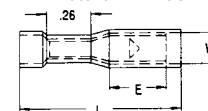
18/14 Receptacles

CMA Range 1600-5180

Barrel Inside Diameter .081/ 2.06 mm

Basic Dimensions						Insulated (Blue Vinyl)		
<i>W</i>	<i>W</i>	<i>E</i>	<i>E</i>	Male Plug	Male Plug	Fully Insulated	<i>L</i>	<i>L</i>
in	mm	in	mm	Dia. In.	Dia. In.	FIT Flared	in	mm
.18	4.57	.345	8.76	.156	3.96	FP5336F	1.03	26.16
.21	5.33	.447	11.35	.180	4.57	FP5337F	1.08	27.43
H270 Die 27121						Hand Tool H35		

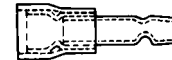

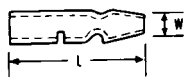
Material: BRASS Thickness: .016" / .406 mm



16/14 Male Plugs

CMA Range 2050-5180

Barrel Inside Diameter .081/ 2.06 mm



Material: COPPER Thickness: .032" / .813 mm

Basic Dimensions		Non-Insulated		Insulated (Blue Vinyl)			Insulated (Blue Nylon)			
<i>W</i>	<i>W</i>		<i>L</i>	<i>L</i>	Funnel FIT	<i>L</i>	<i>L</i>	Funnel FIIG	<i>L</i>	<i>L</i>
in	mm	NIT	in	mm		in	mm		in	mm
.156	3.96	MP4846	.640	16.26	MP4847F	1.00	25.40	XMP4848N	.91	23.11
Hand Tool		H4A		H7B & H53			H7B & H53			

ALL TERMINALS on this page available on tape. Standard Barrel configurations shown – customized configurations available.



High Temperature - 650°F / 900°F / 1200°F

Terminals and Connectors, Wire Sizes 22 to 2 AWG

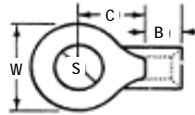
For high temperature applications: maximum operating temperatures are 650°F, 900°F, or 1200°F.

650°F (343°C)

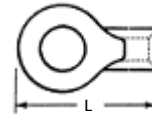
650°F terminals are made of Nickel-plated pure copper.
NIT Brazed Insulation Grip



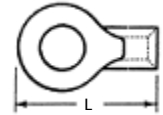
Operating conditions in this maximum temperature range calls for 650°F (343°C) terminals and splices. Both terminals and splices are constructed of nickel-plated copper. The terminals are available in two barrel styles: the Brazed Barrel seam and the Insulation Grip, which includes a wire insulation support sleeve made of copper with a bright nickel plating.



Basic Dimensions



Non-Insulated



Insulation Grip

Wire Size	Stud Size	W in	C in	NIT Brazed	L in	Hand Tool	NIT-IG	L in	H270 Die
22-16	10*	.31	.32	R4278SB	.65	H4A	R4278SBMG	.84	27089
16-14	10*	.31	.28	R4308SB	.62	H4A	R4308SBMG	.83	27092
12-10	10*	.37	.28	R3430B	.74	H4A	R3430BMG	.95	27095
8	10*	.38	.39	R3472B	.90	H20			
6	1/4	.47	.54	R64663B	1.18	H20			
6	5/16	.63	.54	R64661B	1.26	H20			
6	3/8	.63	.54	R64662B	1.26	H20			
4	1/4	.56	.50	R5023B	1.25	H20			
4	5/16	.66	.50	R5018B	1.30	H20			
4	3/8	.66	.50	R5019B	1.30	H20			
2	1/4	.70	.60	R8027B	1.50	H20			
2	5/16	.70	.60	R8028B	1.50	H20			
2	3/8	.70	.60	R8029B	1.50	H20			

* 22-16, 16-14 Stud Sizes available: 4, 6, 8, 10, 1/4, 5/16, 3/8
12-10, #8 Stud Sizes available: 6, 8, 10, 1/4, 5/16, 3/8

900°F (483°C)

900°F terminals are made of a Nickel-Plated Steel Alloy.
NIT



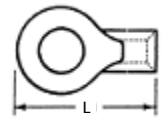
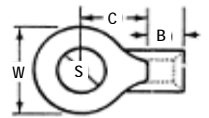
Hollingsworth also offers a line of terminals designed to perform satisfactorily in ambient operating temperature ranges to 900°F (483°C). These nickel-plated, steel alloy products are available in the butted seam, barrel style. Ring tongue terminals cover the 22 through 2 AWG wire ranges to provide reliable performance time after time even in these hostile temperature environments.

Basic Dimensions

Non-Insulated

Wire Size	Stud Size	W in	C in	NIT	L in	Hand Tool
22-16	10*	.31	.32	R4273S	.65	H16HT
16-14	10*	.31	.28	R4303S	.62	H16HT
12-10	10*	.37	.28	R3423	.74	H16HT
8	10*	.38	.39	R3557	.90	H20
6	1/4	.47	.54	R64682	1.18	H20
6	1/4	.63	.54	R64681	1.26	H20
6	5/16	.63	.54	R64680	1.26	H20
6	3/8	.63	.54	R64683	1.26	H20
4	1/4	.56	.50	R5216	1.25	H20
4	5/16	.66	.50	R5217	1.30	H20
4	3/8	.66	.50	R5218	1.30	H20
2	1/4	.70	.60	R8039	1.50	H20
2	5/16	.70	.60	R8040	1.50	H20
2	3/8	.70	.60	R8041	1.50	H20

* 22-16, 16-14 Stud Sizes available: 4, 6, 8, 10, 1/4, 5/16, 3/8
12-10, #8 Stud Size available: 6, 8, 10, 1/4, 5/16, 3/8



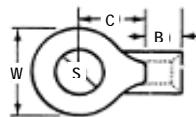
1200°F (649°C)

1200°F Terminals are pure Nickel.

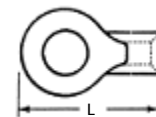
NIT NIT Brazed



The ultimate in thermal reliability is afforded by the 1200°F (649°C). The ring tongue terminals, which are fabricated from pure nickel, cover the 22 through 2 AWG wire range. The terminals have either the butted seam barrel or the brazed barrel style.



Basic Dimensions



Non-Insulated

Wire Size	Stud Size	W in	C in	NIT	L in	Hand Tool	NIT Brazed	L in	Hand Tool
22-16	10*	.31	.32	R4530S	.65	H16HT	R4530SB	.65	H16HT
16-14	10*	.31	.28	R4537S	.62	H16HT	R4537SB	.62	H16HT
12-10	10*	.37	.28	R3535	.74	H16HT	R3535B	.74	H16HT
8	10*	.38	.39	R3563	.90	H20	R3563B	.90	H20
6	1/4	.47	.54	R64684	1.18	H20	R64684B	1.18	H20
6	5/16	.63	.54	R64685	1.26	H20	R64685B	1.26	H20
6	3/8	.63	.54	R64686	1.26	H20	R64686B	1.26	H20
4	1/4	.56	.50	R5219	1.25	H20	R5219B	1.25	H20
4	5/16	.66	.50	R5220	1.30	H20	R5220B	1.30	H20
4	3/8	.66	.50	R5221	1.30	H20	R5221B	1.30	H20
2	1/4	.70	.60	R8042	1.50	H20	R8042B	1.50	H20
2	5/16	.70	.60	R8043	1.50	H20	R8043B	1.50	H20
2	3/8	.70	.60	R8044	1.50	H20	R8044B	1.50	H20

* 22-16, 16-14 Stud Sizes available: 4, 6, 8, 10, 1/4, 5/16, 3/8
12-10, #8 Stud Sizes available: 6, 8, 10, 1/4, 5/16, 3/8

ALL TERMINALS on this page available on tape. Standard Barrel configurations shown – customized configurations available.



Most terminals available tape mounted.
Consult Electro-Term/Hollingsworth with your specifications.



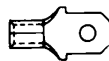
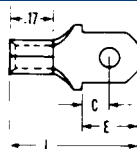
www.hollingsworth.com 800.638.8376

16/14 Male Slip-Ons

650°F

CMA Range 2050-5180

Barrel Inside Diameter .085/ 2.16 mm



Material: NICKEL PLATED BRASS Thickness: .032" / .813 mm

Basic Dimensions

NEMA Tab	C		NIT Brazed	Non-Insulated			
	in	mm		E	E	L	L
.032 x .187	.125	7.11	SO9017S	.250	6.35	0.62	15.75
.032 x .205	.125	7.11	SO9018S	.250	6.35	0.62	15.75
.032 x .250	.150	7.11	SO9019S	.312	7.92	0.67	17.02
Hand Tool			H4A				

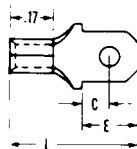
18/14 Male Slip-Ons

900°F

Also available in 1200°F Nickel

CMA Range 1600-5180

Barrel Inside Diameter .085/ 2.16 mm

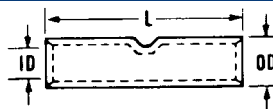


Material: NICKEL PLATED STEEL ALLOY Thickness: .032" / .813 mm

Basic Dimensions

NEMA Tab	C		NIT	Non-Insulated			
	in	mm		E	E	L	L
.032x.187	.125	3.18	SO9012S	.250	6.35	.62	15.75
.020x.205	.134	3.18	SO9015S	.250	6.35	.62	15.75
.032x.250	.134	3.40	SO9016S †	.312	7.92	.67	17.02
Hand Tool			H16HT				

22/10 Butt connectors 650°F - 900°F



Basic Dimensions			Material: NICKEL PLATED COPPER	Material: NICKEL PLATED STEEL ALLOY						
Wire Range	CMA Range	NIT Brazed	650°F – Non-Insulated	900°F – Non-Insulated						
				NIT	I.D.	I.D.	O.D.	O.D.	L	L
					in	mm	in	mm	in	mm
22-16	509-3260	B1843B		B1842	.061	1.55	.136	3.45	.58	14.73
16-14	2050-5180	B1846B		B1845	.065	2.16	.159	4.04	.58	14.73
12-10	5180-13,100	B1853B		B1852	.131	3.33	.221	5.61	.74	18.80
Hand Tool		H4A		H16HT						

Female Slip-Ons 900°F

18/14

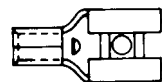
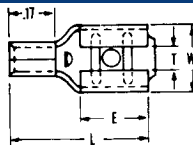
CMA Range 1600-5180

Barrel Inside Diameter .081/ 2.06 mm

12/10

CMA Range 5100-13,100

Barrel Inside Diameter .130/ 3.30 mm



Material: NICKEL PLATED STEEL ALLOY Thickness: .018" / .457 mm

Basic Dimensions

NEMA Tab	W		T		NIT	Non-Insulated				Hand Tool
	in	mm	in	mm		E	E	L	L	
.020x.187	.233	5.92	.026	.660	SO9750S	.250	6.35	.59	14.99	H12
.032x.187	.233	5.92	.026	.660	SO9751S	.250	6.35	.59	14.99	H12
.020x.205	.250	6.35	.026	.660	SO9752S	.250	6.35	.59	14.99	H12
.032x.205	.250	6.35	.026	.660	SO9753S	.250	6.35	.59	14.99	H12
.032x.250	.296	7.52	.065	1.65	SO9754S	.300	7.62	.64	16.26	H12
.032x.250	.300	7.62	.065	1.65	SO9214 *	.300	7.62	.72	18.29	

* 12/10 AWG

ALL TERMINALS on this page available on tape. Standard Barrel configurations shown – customized configurations available.



Terminals / Splices for Wire Sizes 8 AWG to 250 MCM

All terminals in this section are made from pure copper for highest conductivity. They are electro-tin plated to assure corrosion resistance. Serrated "V" grooves in the barrel of each terminal firmly grip the wire to assure maximum holding power. Insulation is colored to standard commercial specifications.

NIT BRAZED Non-Insulated Terminal



- Consists of a bare terminal with a smooth, silver-alloy brazed barrel
- Chamfered end of barrel affords fast and easy insertion of wire
 - Brazed barrel can be crimped anywhere (even on seam) without splitting
 - Some butt connectors and parallel splices are made from seamless tubular stock and offer the same advantages as brazed barrel parts. These parts are indicated by an †

FIT Fixed Insulated Terminal



- An assembly of a bare terminal with tightly fitting insulating sleeve made of PVC or nylon
- Offers excellent insulating qualities.
 - Resists minor vibrations
 - Insulation color-coded to standard commercial specifications

FIT FLARED Fixed Insulated Terminal Flared Insulation




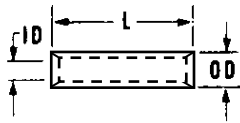
- An assembly of a bare terminal with a tightly fitted flared insulating sleeve made of PVC
- Flared insulation will accept heavily insulated wire
 - Offers excellent insulating qualities
 - Resists minor vibrations
 - Insulation color-coded to standard commercial specifications

FUNNEL FIT Fixed Insulated Terminal Funnel Entry



- An assembly of a brazed terminal with a tightly fitted nylon insulating sleeve
- Funnel entry barrel facilitates wire entry
 - Offers excellent insulating qualities
 - Prevents insulation unraveling
 - Resists minor vibrations
 - Insulation color-coded to standard commercial specifications

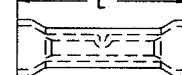
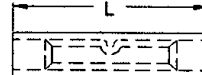
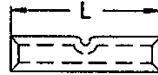
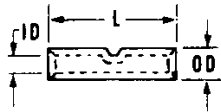
8 – 3/0 AWG Parallels



Material: SEAMLESS COPPER TUBULAR STOCK

Wire Size	Basic Dimensions				Non-Insulated					Insulated (Vinyl)								
	CMA Range	I.D. in	I.D. mm	O.D. in	O.D. mm	NIT	L in	L mm	Hand Tool	FIT	Insul. Dia. in	Insul. Dia. mm	FIT Flared	Insul. Dia. in	Insul. Dia. mm	L in	L mm	Insul. Color
8	13,000-20,800	.19	4.83	.28	7.11	P1100	.38	9.65	H20	P1110	Not available					1.05	26.67	Red
6	20,800-33,100	.26	6.60	.37	9.40	P1200	.46	11.68	H20	P1210	.35	8.89	P1210F	.430	10.92	1.19	30.23	Blue
4	33,100-52,600	.31	7.87	.43	10.92	P1300	.54	13.72	H20	P1310	.42	10.67	P1310F	.515	13.08	1.41	35.81	Yellow
1/0	83,700-119,500	.45	11.43	.57	14.48	P1500	.74	18.80										
2/0	119,500-150,500	.51	12.95	.63	16.00	P1600	.74	18.80		Discontinued								
3/0	150,500-190,000	.56	14.22	.69	17.53	P1700	.77	19.56										
Hand Tool										See Above H20					H20			

8 – 1/0 AWG Butt Connectors



Material: COPPER

Wire Size	Basic Dimensions				Non-Insulated					Vinyl Insulated					Nylon Insulated					
	CMA Range	I.D. in	I.D. mm	O.D. in	O.D. mm	NIT	L in	L mm	Hand Tool	FIT	Insul. Dia. in	Insul. Dia. mm	FIT Flared	Insul. Dia. in		Insul. Dia. mm	L in	L mm	Insul. Color	
8	13,100-20,800	0.17	4.32	0.28	7.11		BO100B	0.77	19.56	H20	BO110B	0.27	6.86	BO110BF	0.31	7.87	1.45	36.83	Red	BO110BN
6	20,800-33,100	0.23	5.84	0.36	9.14		BO200B	1.02	25.91	H20	BO210B	0.35	8.89	BO210BF	0.43	10.92	1.86	47.24	Blue	
4	33,100-52,600	0.31	7.87	0.43	10.92		BO300	1.2	30.48	H20	BO310 † *	Not available		BO310F	0.51	13.08	2.03	51.56	Yellow	
2	52,600-83,700	0.39	9.91	0.53	13.46		BO401	1.37	34.8	H20	BO411 †	Not available		BO411F	0.65	16.51	2.38	60.45	Red	
1/0	83,700-119,500	0.44	11.18	0.6	15.24		BO500 †	1.42	36.07											
Hand Tool										See Above H20 N*					H20					

† Made from seamless tubular stock

N* Items on this page are also available in nylon. To order, add N suffix to catalog number. Example: BO110BN

ALL TERMINALS on this page available on tape. Standard Barrel configurations shown – customized configurations available.



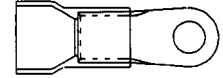
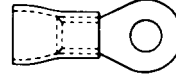
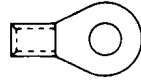
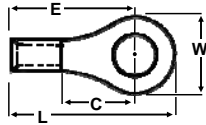
Most terminals available tape mounted.
Consult Electro-Term/Hollingsworth with your specifications.



21
www.hollingsworth.com 800.638.8376

8 Rings

CMA Range 13,100-20,800 Barrel Inside Diameter .173" / 4.39 mm



Material: COPPER Thickness: .045" / 1.14 mm

Insulated (Red Vinyl)

Insulated (Red Nylon)

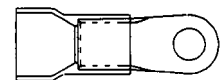
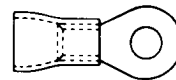
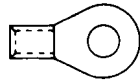
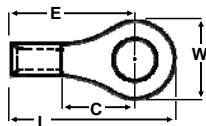
Stud Size	Basic Dimensions				NIT Brazed	Non-Insulated				FIT	Insulation Diameter .265" / 6.73 mm				FIT Flared	Funnel FIT	Insulation Diameter .315" / 8.00 mm			
	W in	W mm	C in	C mm		E in	E mm	L in	L mm		E in	E mm	L in	L mm			E in	E mm	L in	L mm
8	.38	9.65	.39	9.91	R3499B	.72	18.29	.90	22.86	R3503B	1.04	26.42	1.23	31.24	R3503BF	R3503BFN	1.16	29.46	1.35	34.29
8	.47	11.94	.39	9.91	R2996B	.72	18.29	.95	24.13	R3030B	1.04	26.42	1.28	32.51	R3030BF	R3030BFN	1.16	29.46	1.39	35.31
10	.38	9.65	.39	9.91	R3500B	.72	18.29	.90	22.86	R3504B	1.04	26.42	1.23	31.24	R3504BF	R3504BFN	1.16	29.46	1.35	34.29
10	.47	11.94	.39	9.91	R3460B	.72	18.29	.95	24.13	R3031B	1.04	26.42	1.28	32.51	R3031BF	R3031BFN	1.16	29.46	1.39	35.31
10	.59	14.99	.57	14.48	R3445B	.91	23.11	1.20	30.48	R3027B	1.23	31.24	1.53	38.86	R3027BF	R3027BFN	1.34	34.04	1.63	41.40
1/4	.38	9.65	.39	9.91	R3501B	.72	18.29	.90	22.86	R3502B	1.04	26.42	1.23	31.24	R3502BF	R3502BFN	1.16	29.46	1.35	34.29
1/4	.47	11.94	.39	9.91	R3461B	.72	18.29	.95	24.13	R3032B	1.04	26.42	1.28	32.51	R3032BF	R3032BFN	1.16	29.46	1.39	35.31
1/4	.59	14.99	.57	14.48	R3444B	.91	23.11	1.20	30.48	R3028B	1.23	31.24	1.53	38.86	R3028BF	R3028BFN	1.34	34.04	1.63	41.40
5/16	.59	14.99	.57	14.48	R3462B	.91	23.11	1.20	30.48	R3033B	1.23	31.24	1.53	38.86	R3033BF	R3033BFN	1.34	34.04	1.63	41.40
3/8	.59	14.99	.57	14.48	R3463B	.91	23.11	1.20	30.48	R3034B	1.23	31.24	1.53	38.86	R3034BF	R3034BFN	1.34	34.04	1.63	41.40
3/8	.88	22.35	1.00	25.40	R3491B	1.33	33.78	1.76	44.70	R3043B	1.65	41.91	2.09	53.09	R3043BF	R3043BFN	1.77	44.96	2.21	56.13
1/2	.88	22.35	1.00	25.40	R3492B	1.33	33.78	1.76	44.70	R3042B	1.65	41.91	2.09	53.09	R3042BF	R3042BFN	1.77	44.96	2.21	56.13
1/2	1.25	31.75	1.00	25.40	R3494B	1.33	33.78	1.95	49.53	R3039B	1.65	41.91	2.28	57.91	R3039BF	R3039BFN	1.77	44.96	2.39	60.71
5/8	.88	22.35	1.00	25.40	R3493B	1.33	33.78	1.76	44.70	R3044B	1.65	41.91	2.09	53.09	R3044BF	R3044BFN	1.77	44.96	2.21	56.13
5/8	1.25	31.75	1.00	25.40	R3495B	1.33	33.78	1.95	49.53	R3040B	1.65	41.91	2.28	57.91	R3040BF	R3040BFN	1.77	44.96	2.39	60.71
3/4	1.25	31.75	1.00	25.40	R3496B	1.33	33.78	1.95	49.53	R3041B	1.65	41.91	2.28	57.91	R3041BF	R3041BFN	1.77	44.96	2.39	60.71
Approved Hand Tool					H20	H20					H20					H20				

X* Items on this page are available bent 90°. To order, add X suffix to catalog number. Example: R3460BX

N* Items on this page are also available in nylon. To order, add N suffix to catalog number. Example: R3028BN

6 Rings

CMA Range 20,800-33,100 Barrel Inside Diameter .238" / 6.05 mm



Material: COPPER Thickness: .057" / 1.45 mm

Insulated (Blue Vinyl)

Insulated (Blue Nylon)

Stud Size	Basic Dimensions				NIT Brazed	Non-Insulated				FIT	Insulation Diameter .350" / 8.89 mm				FIT Flared	Funnel FIT	Insulation Diameter .430" / 10.92 mm			
	W in	W mm	C in	C mm		E in	E mm	L in	L mm		E in	E mm	L in	L mm			E in	E mm	L in	L mm
10	.47	11.94	.54	13.72	R64641B	.95	24.13	1.18	29.97	R4001B	1.38	35.05	1.62	41.15	R4001BF	R4001BFN	1.51	38.35	1.74	44.20
1/4	.47	11.94	.54	13.72	R64642B	.95	24.13	1.18	29.97	R4002B	1.38	35.05	1.62	41.15	R4002BF	R4002BFN	1.51	38.35	1.74	44.20
1/4	.63	16.00	.54	13.72	R64651B	.95	24.13	1.26	32.00	R4010B	1.38	35.05	1.70	43.18	R4010BF	R4010BFN	1.47	37.34	1.79	45.47
5/16	.63	16.00	.54	13.72	R64643B	.95	24.13	1.26	32.00	R4003B	1.38	35.05	1.70	43.18	R4003BF	R4003BFN	1.51	38.35	1.82	46.23
3/8	.63	16.00	.54	13.72	R64644B	.95	24.13	1.26	32.00	R4004B	1.38	35.05	1.70	43.18	R4004BF	R4004BFN	1.47	37.34	1.79	45.47
7/16	.63	16.00	.54	13.72	R64645B	.95	24.13	1.26	32.00	R4005B	1.38	35.05	1.70	43.18	R4005BF	R4005BFN	1.47	37.34	1.79	45.47
1/2	.88	22.35	1.00	25.40	R64646B	1.41	35.81	1.85	46.99	R4007B	1.85	46.99	2.28	57.91	R4007BF	R4007BFN	1.94	49.28	2.37	60.20
5/8	.88	22.35	1.00	25.40	R64655B	1.41	35.81	1.85	46.99	R4008B	1.85	46.99	2.28	57.91	R4008BF	R4008BFN	1.94	49.28	2.37	60.20
Approved Hand Tool					H20	H20					H20					H20				

X* Items on this page are available bent 90°. To order, add X suffix to catalog number. Example: R3460BX

N* Items on this page are also available in nylon. To order, add N suffix to catalog number. Example: R4001BN

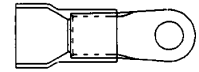
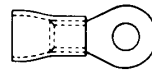
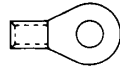
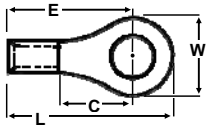
ALL Terminals on this page are and certified when used with approved Hollingsworth tooling (includes Hollingsworth Automatic Crimp Presses).

ALL TERMINALS on this page available on tape. Standard Barrel configurations shown – customized configurations available.



4 Rings

CMA Range 33,100-52,600 Barrel Inside Diameter .287"/ 7.29 mm



Material: COPPER Thickness: .068" / 1.73 mm

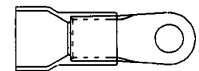
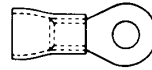
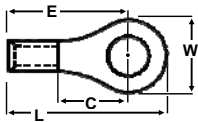
Insulated (Yellow Vinyl)

Insulated (Yellow Nylon)

Basic Dimensions					Non-Insulated					Insulation Diameter .420" / 10.66 mm				Insulation Diameter .515" / 13.08 mm										
Stud Size	W in	W mm	C in	C mm	NIT Brazed	E in	E mm	L in	L mm	FIT	E in	E mm	L in	L mm	FIT Flared	Funnel FIT	E in	E mm	L in	L mm				
10	.56	14.22	.50	12.70	R5000B	.97	24.64	1.25	31.35	R5100B	1.47	37.34	1.75	44.45	R5100BF	R5100BFN	1.51	38.35	1.79	45.47				
10	.66	16.76	.50	12.70	R5013B	.97	24.64	1.30	33.02	R5128B	1.48	37.59	1.81	45.97	R5128BF	R5128BFN	1.51	38.35	1.84	46.74				
1/4	.56	14.22	.50	12.70	R5001B	.97	24.64	1.24	31.50	R5101B	1.47	37.34	1.75	44.45	R5101BF	R5101BFN	1.51	38.35	1.79	45.47				
1/4	.66	16.76	.50	12.70	R5006B	.97	24.64	1.30	33.02	R5127B	1.48	37.59	1.81	45.97	R5127BF	R5127BFN	1.51	38.35	1.84	46.74				
5/16	.66	16.76	.50	12.70	R5002B	.97	24.64	1.30	33.02	R5102B	1.48	37.59	1.81	45.97	R5102BF	R5102BFN	1.51	38.35	1.84	46.74				
3/8	.66	16.76	.50	12.70	R5003B	.97	24.64	1.30	33.02	R5103B	1.48	37.59	1.81	45.97	R5103BF	R5103BFN	1.51	38.35	1.84	46.74				
3/8	.88	22.35	1.00	25.40	R5028B	1.46	37.08	1.90	48.26	R5138B	1.98	50.29	2.41	61.21	R5138BF	R5138BFN	2.01	51.05	2.45	62.23				
7/16	.66	16.76	.50	12.70	R5004B	.97	24.64	1.30	33.02	R5104B	1.48	37.59	1.81	45.97	R5104BF	R5104BFN	1.51	38.35	1.84	46.74				
1/2	.88	22.35	1.00	25.40	R5007B	1.46	37.08	1.90	48.26	R5122B	1.98	50.29	2.41	61.21	R5122BF	R5122BFN	2.01	51.05	2.45	62.23				
1/2	1.25	31.75	1.00	25.40	R5012B	1.46	37.08	2.10	53.34	R5126B	1.98	50.29	2.60	66.04	R5126BF	R5126BFN	2.01	51.05	2.64	67.06				
5/8	.88	22.35	1.00	25.40	R5030B	1.46	37.08	1.90	48.26	R5123B	1.98	50.29	2.41	61.21	R5123BF	R5123BFN	2.01	51.05	2.45	62.23				
5/8	1.25	31.75	1.00	25.40	R5010B	1.46	37.08	2.10	53.34	R5124B	1.98	50.29	2.60	66.04	R5124BF	R5124BFN	2.01	51.05	2.64	67.06				
Approved Hand Tool					H20					H20					H20					H20				
					UL	X*				UL	N* X*				UL	X*				UL	X*			

2 Rings

CMA Range 52,600-83,700 Barrel Inside Diameter .355"/9.02 mm



Material: COPPER Thickness: .078" / 1.98 mm

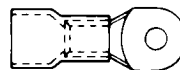
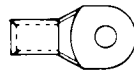
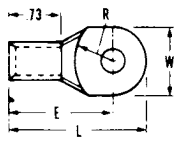
Insulated (Red Vinyl)

Insulated (Red Nylon)

Basic Dimensions					Non-Insulated					Insulation Diameter .517" / 13.13 mm				Insulation Diameter .650" / 16.51 mm										
Stud Size	W in	W mm	C in	C mm	NIT Brazed	E in	E mm	L in	L mm	FIT	E in	E mm	L in	L mm	FIT Flared	Funnel FIT	E in	E mm	L in	L mm				
10	.60	15.24	.60	15.24	R7999B	1.15	29.21	1.45	36.83	R7998B	1.67	42.42	1.97	50.04	R7998BF	R7998BFN	1.78	45.21	2.08	52.83				
10	.81	20.57	.60	15.24	R7994B	1.15	29.21	1.55	39.37	R7995B	1.67	42.42	2.07	52.58	R7995BF	R7995BFN	1.78	45.21	2.18	55.37				
1/4	.60	15.24	.60	15.24	R8000B	1.15	29.21	1.45	36.83	R8100B	1.67	42.42	1.97	50.04	R8100BF	R8100BFN	1.78	45.21	2.08	52.83				
1/4	.70	17.78	.60	15.24	R8001B	1.15	29.21	1.50	38.10	R8101B	1.67	42.42	2.02	51.31	R8101BF	R8101BFN	1.78	45.21	2.13	54.10				
1/4	.81	20.57	.60	15.24	R8017B	1.15	29.21	1.55	39.37	R8108B	1.67	42.42	2.07	52.58	R8108BF	R8108BFN	1.78	45.21	2.18	55.37				
5/16	.70	17.78	.60	15.24	R8002B	1.15	29.21	1.50	38.10	R8102B	1.67	42.42	2.02	51.31	R8102BF	R8102BFN	1.78	45.21	2.13	54.10				
3/8	.70	17.78	.60	15.24	R8003B	1.15	29.21	1.50	38.10	R8103B	1.67	42.42	2.02	51.31	R8103BF	R8103BFN	1.78	45.21	2.13	54.10				
3/8	.81	20.57	.60	15.24	R8016B	1.15	29.21	1.55	39.37	R8112B	1.67	42.42	2.07	52.58	R8112BF	R8112BFN	1.78	45.21	2.18	55.37				
7/16	.81	20.57	.60	15.24	R8005B	1.15	29.21	1.55	39.37	R8105B	1.67	42.42	2.07	52.58	R8105BF	R8105BFN	1.78	45.21	2.18	55.37				
1/2	.81	20.57	.60	15.24	R8004B	1.15	29.21	1.55	39.37	R8104B	1.67	42.42	2.07	52.58	R8104BF	R8104BFN	1.78	45.21	2.18	55.37				
Hand Tool					H20					H20					H20					H20				
											N*													

1 Rings - Special Order

CMA Range 83,100-105,600 Barrel Inside Dia. .355"/9.02 mm Max Wire Dia. .380" / 9.65mm



Material: COPPER Thickness: .060" / 1.52 mm

Insulated (White Nylon)

Basic Dimensions					Non-Insulated					Insulation Diameter .590" / 14.99 mm				
Stud Size	W in	W mm	R in	R mm	NIT Brazed	E in	E mm	L in	L mm	Funnel FIT	E in	E mm	L in	L mm
1/4	.71	18.03	.58	14.73	R8400B	1.49	37.85	1.84	46.74	R8450BFN	2.14	54.36	2.49	63.25
1/4	.88	22.35	.58	14.73	R8211B	1.49	37.85	1.93	49.02	R8311BFN	2.14	54.36	2.58	65.53
5/16	.71	18.03	.58	14.73	R8401B	1.49	37.85	1.84	46.74	R8451BFN	2.14	54.36	2.49	63.25
5/16	.88	22.35	.58	14.73	R8212B	1.49	37.85	1.93	49.02	R8312BFN	2.14	54.36	2.58	65.53
3/8	.71	18.03	.58	14.73	R8402B	1.49	37.85	1.84	46.74	R8452BFN	2.14	54.36	2.49	63.25
3/8	.88	22.35	.58	14.73	R8213B	1.49	37.85	1.93	49.02	R8313BFN	2.14	54.36	2.58	65.53
7/16	.71	18.03	.58	14.73	R8403B	1.49	37.85	1.84	46.74	R8453BFN	2.14	54.36	2.49	63.25
7/16	.88	22.35	.58	14.73	R8214B	1.49	37.85	1.93	49.02	R8314BFN	2.14	54.36	2.58	65.53
1/2	.71	18.03	.58	14.73	R8404B	1.49	37.85	1.84	46.74	R8454BFN	2.14	54.36	2.49	63.25
1/2	.88	22.35	.58	14.73	R8215B	1.49	37.85	1.93	49.02	R8315BFN	2.14	54.36	2.58	65.53
Hand Tool					H30/H40					H30/H40				

N* Items on this page are available in nylon. To order, add N suffix to catalog number.
Example: R5102BN

X* Items on this page are available bent 90°. To order, add X suffix to catalog number.
Example: R3460BX

ALL TERMINALS on this page available on tape. Standard Barrel configurations shown - customized configurations available.



Most terminals available tape mounted. Consult Electro-Term/Hollingsworth with your specifications.

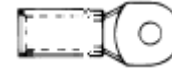
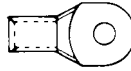
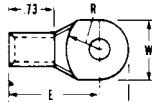


www.hollingsworth.com 800.638.8376

1/0 Rings

CMA Range 83,700-119,500

Barrel Inside Diameter .443" / 11.25 mm
Max Wire Diameter .435" / 11.05 mm



Material: COPPER Thickness: .075" / 1.90 mm

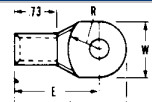
Stud Size	Basic Dimensions				Non-Insulated				Insulated (Blue Nylon)					
	W in	W mm	R in	R mm	NIT Brazed	E in	E mm	L in	L mm	Funnel FIT	E in	E mm	L in	L mm
1/4	.71	18.03	.53	13.46	R8207B	1.49	37.85	1.85	46.99	R8307BN	2.18	55.37	2.55	64.77
1/4	.88	22.35	.53	13.46	R8202B	1.49	37.85	1.93	49.02	R8302BN	2.18	55.37	2.63	66.80
5/16	.71	18.03	.53	13.46	R8208B	1.49	37.85	1.85	46.99	R8308BN	2.18	55.37	2.55	64.77
5/16	.88	22.35	.53	13.46	R8203B	1.49	37.85	1.93	49.02	R8303BN	2.18	55.37	2.63	66.80
3/8	.71	18.03	.53	13.46	R8209B	1.49	37.85	1.85	46.74	R8309BN	2.18	55.37	2.55	64.77
3/8	.88	22.35	.53	13.46	R8204B	1.49	37.85	1.93	49.02	R8304BN	2.18	55.37	2.63	66.80
7/16	.71	18.03	.53	13.46	R8210B	1.49	37.85	1.85	46.74	R8310BN	2.18	55.37	2.55	64.77
7/16	.88	22.35	.53	13.46	R8205B	1.49	37.85	1.93	49.02	R8305BN	2.18	55.37	2.63	66.80
1/2	.71	18.03	.53	13.46	R8216B	1.49	37.85	1.85	46.74	R8316BN	2.18	55.37	2.55	64.77
1/2	.88	22.35	.53	13.46	R8206B	1.49	37.85	1.93	49.02	R8306BN	2.18	55.37	2.63	66.80

Hand Tool H30/H40 H30/H40

2/0 Rings

CMA Range 119,500-150,500

Barrel Inside Diameter .502" / 12.75 mm
Max Wire Diameter .490" / 12.45 mm



Material: COPPER Thickness: .083" / 2.10 mm

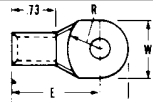
Stud Size	Basic Dimensions				Non-Insulated				Insulated (Yellow Nylon)					
	W in	W mm	R in	R mm	NIT Brazed	E in	E mm	L in	L mm	Funnel FIT	E in	E mm	L in	L mm
1/4	.93	23.62	.53	13.46	R8220B	1.50	38.10	1.97	50.04	R8320BN	2.23	56.64	2.71	68.83
5/16	.93	23.62	.53	13.46	R8221B	1.50	38.10	1.97	50.04	R8321BN	2.23	56.64	2.71	68.83
3/8	.93	23.62	.53	13.46	R8222B	1.50	38.10	1.97	50.04	R8322BN	2.23	56.64	2.71	68.83
7/16	.93	23.62	.53	13.46	R8223B	1.50	38.10	1.97	50.04	R8323BN	2.23	56.64	2.71	68.83
1/2	.93	23.62	.53	13.46	R8224B	1.50	38.10	1.97	50.04	R8324BN	2.23	56.64	2.71	68.83

Hand Tool H30/H40 H30/H40

3/0 Rings

CMA Range 150,500-190,900

Barrel Inside Diameter .572" / 14.53 mm
Max Wire Diameter .560" / 14.22 mm



Material: COPPER Thickness: .093" / 2.36 mm

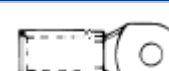
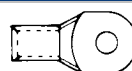
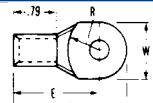
Stud Size	Basic Dimensions				Non-Insulated				Insulated (Red Nylon)					
	W in	W mm	R in	R mm	NIT Brazed	E in	E mm	L in	L mm	Funnel FIT	E in	E mm	L in	L mm
1/4	1.08	27.43	.62	15.75	R8237B	1.63	41.40	2.17	55.12	R8337BN	2.29	58.17	2.87	72.90
5/16	1.08	27.43	.62	15.75	R8238B	1.63	41.40	2.17	55.12	R8338BN	2.29	58.17	2.87	72.90
3/8	1.08	27.43	.62	15.75	R8239B	1.63	41.40	2.17	55.12	R8339BN	2.29	58.17	2.87	72.90
7/16	1.08	27.43	.62	15.75	R8240B	1.63	41.40	2.17	55.12	R8340BN	2.29	58.17	2.87	72.90
1/2	1.08	27.43	.62	15.75	R8241B	1.63	41.40	2.17	55.12	R8341BN	2.29	58.17	2.87	72.90
5/8	1.08	27.43	.62	15.75	R8242B	1.63	41.40	2.17	55.12	R8342BN	2.29	58.17	2.87	72.90
3/4	1.08	27.43	.62	15.75	R8243B	1.63	41.40	2.17	55.12	R8343BN	2.29	58.17	2.87	72.90

Hand Tool H40 H40

4/0 Rings

CMA Range 190,000-231,000

Barrel Inside Diameter .641" / 16.28 mm
Max Wire Diameter .635" / 16.01 mm



Material: COPPER Thickness: .105" / 24.39 mm

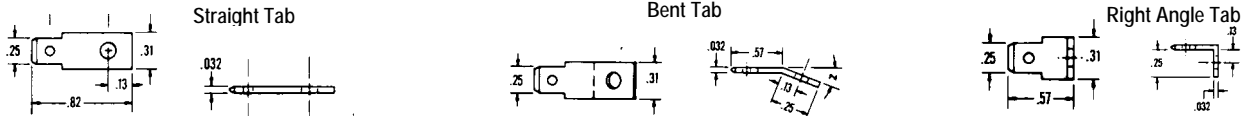
Stud Size	Basic Dimensions				Non-Insulated				Insulated (Blue Nylon)					
	W in	W mm	R in	R mm	NIT Brazed	E in	E mm	L in	L mm	Funnel FIT	E in	E mm	L in	L mm
1/4	1.14	28.96	.62	15.75	R8256B	1.64	41.65	2.21	56.13	R8356BN	2.37	60.20	2.97	75.44
5/16	1.14	28.96	.62	15.75	R8257B	1.64	41.65	2.21	56.13	R8357BN	2.37	60.20	2.97	75.44
3/8	1.14	28.96	.62	15.75	R8258B	1.64	41.65	2.21	56.13	R8358BN	2.37	60.20	2.97	75.44
7/16	1.14	28.96	.62	15.75	R8259B	1.64	41.65	2.21	56.13	R8359BN	2.37	60.20	2.97	75.44
1/2	1.14	28.96	.62	15.75	R8260B	1.64	41.65	2.21	56.13	R8360BN	2.37	60.20	2.97	75.44
5/8	1.14	28.96	.62	15.75	R8261B	1.64	41.65	2.21	56.13	R8361BN	2.37	60.20	2.97	75.44
3/4	1.14	28.96	.62	15.75	R8262B	1.64	41.65	2.21	56.13	R8362BN	2.37	60.20	2.97	75.44

Hand Tool H40 H40

ALL TERMINALS on this page available on tape. Standard Barrel configurations shown – customized configurations available.



.032 x .250 Male Tabs



Material: TIN PLATED BRASS Thickness: .032" / .813 mm

Stud Size	Angle "Z"	Type Tab	NIT
6	0	Straight	H106 †
6	30	Bent	H130
6	45	Bent	H132
6	60	Bent	H134
6	90	Right Angle	H116
8	0	Straight	H108 †
8	30	Bent	H131
8	45	Bent	H133
8	60	Bent	H135
8	90	Right Angle	H118

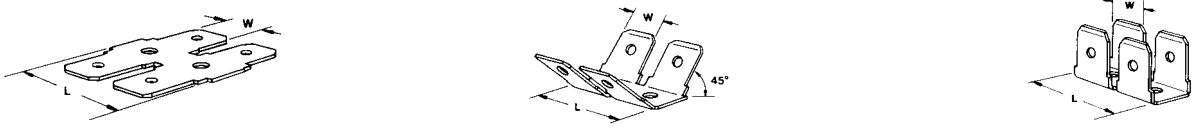
† The H106 and H108 Straight tabs are used to create the bent tab parts immediately following, i.e., H106 bent 30° = H130.

Fuse Adaptors & Tap



Male Fuse Clip Adaptor **A47** AGC Fuse Adaptor **A50-AGC** ATO Fuse Adaptor **A50-ATO** Mini Fuse Tap **A50-MIN**

.032 x .250 Male Tab pairs



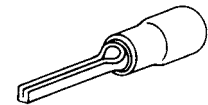
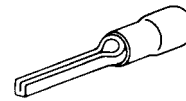
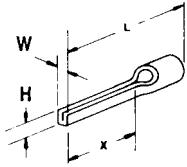
Material Thickness: .032" / .813 mm "W" Dimension: .250" / 6.35 mm

NIT	Pairs	Style	Hole Diameter in	Hole Diameter mm	Material	L in	L mm	NIT	Pairs	Style	Hole Diameter in	Hole Diameter mm	Material	L in	L mm
H2601	1	K	.130	3.30	Brass	.315	8.00	H2635	1	L	.171	4.34	Tin Plated Brass	.315	8.00
H2602	2	K	.130	3.30	Brass	.690	17.53	H2636	6	L	.130	3.30	Tin Plated Brass	2.191	55.65
H2603	3	K	.130	3.30	Brass	1.065	27.05	H2641	1	M	.097	2.46	Brass	.315	8.00
H2604	4	K	.130	3.30	Brass	1.440	36.58	H2642	2	M	.097	2.46	Brass	.690	17.53
H2605	1	K	.152	3.86	Brass	.315	8.00	H2643	1	M	.130	3.30	Brass	.315	8.00
H2606	1	K	.171	4.34	Brass	.315	8.00	H2644	2	M	.130	3.30	Brass	.690	17.53
H2607	2	K	.171	4.34	Brass	.690	17.53	H2645	3	M	.130	3.30	Brass	1.065	27.05
H2608	3	K	.171	4.34	Brass	1.065	27.05	H2646	4	M	.130	3.30	Brass	1.440	36.58
H2609	4	K	.171	4.34	Brass	1.440	36.58	H2647	5	M	.130	3.30	Brass	1.816	46.13
H2610	1	K	.187	4.74	Brass	.315	8.00	H2648	6	M	.130	3.30	Brass	2.191	55.65
H2611	1	K	.130	3.30	Tin Plated Brass	.315	8.00	H2649	7	M	.130	3.30	Brass	2.565	65.15
H2612	2	K	.130	3.30	Tin Plated Brass	.690	17.53	H2650	9	M	.130	3.30	Brass	3.316	84.23
H2613	3	K	.130	3.30	Tin Plated Brass	1.065	27.05	H2651	12	M	.130	3.30	Brass	4.441	112.80
H2614	4	K	.130	3.30	Tin Plated Brass	1.440	36.58	H2652	1	M	.152	3.86	Brass	.315	8.00
H2615	7	K	.130	3.30	Tin Plated Brass	2.565	65.15	H2653	1	M	.171	4.34	Brass	.315	8.00
H2616	6	K	.130	3.30	Brass	2.191	55.65	H2654	2	M	.171	4.34	Brass	.690	17.53
H2617	6	K	.130	3.30	Tin Plated Brass	2.191	55.65	H2655	3	M	.171	4.34	Brass	1.065	27.05
H2618	7	K	.130	3.30	Brass	2.565	65.15	H2656	4	M	.171	4.34	Brass	1.440	36.58
H2621	1	L	.130	3.30	Brass	.315	8.00	H2661	1	M	.097	2.46	Tin Plated Brass	.315	8.00
H2622	2	L	.130	3.30	Brass	.690	17.53	H2662	1	M	.130	3.30	Tin Plated Brass	.315	8.00
H2623	3	L	.130	3.30	Brass	1.065	27.05	H2663	2	M	.130	3.30	Tin Plated Brass	.690	17.53
H2624	4	L	.130	3.30	Brass	1.440	36.58	H2664	3	M	.130	3.30	Tin Plated Brass	1.065	27.05
H2625	1	L	.171	4.34	Brass	.315	8.00	H2665	4	M	.130	3.30	Tin Plated Brass	1.440	36.58
H2626	2	L	.171	4.34	Brass	.690	17.53	H2666	5	M	.130	3.30	Tin Plated Brass	1.816	46.13
H2627	3	L	.171	4.34	Brass	1.065	27.05	H2667	6	M	.130	3.30	Tin Plated Brass	2.191	55.65
H2628	4	L	.171	4.34	Brass	1.440	36.58	H2668	7	M	.130	3.30	Tin Plated Brass	2.565	65.15
H2629	6	L	.130	3.30	Brass	2.191	55.65	H2669	12	M	.130	3.30	Tin Plated Brass	4.441	112.80
H2631	1	L	.130	3.30	Tin Plated Brass	.315	8.00	H2670	1	M	.152	3.86	Tin Plated Brass	.315	8.00
H2632	2	L	.130	3.30	Tin Plated Brass	.690	17.53	H2671	1	M	.171	4.34	Tin Plated Brass	.315	8.00
H2633	3	L	.130	3.30	Tin Plated Brass	1.065	27.05	H2672	4	M	.171	4.34	Tin Plated Brass	1.440	36.58
H2634	4	L	.130	3.30	Tin Plated Brass	1.440	36.58								



Most terminals available tape mounted. Consult Electro-Term/Hollingsworth with your specifications.





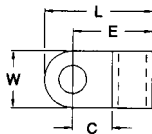
Wire Size: 22/16		Material: COPPER		Thickness: .032" / .81 mm THK		CMA Range: 509-3260		Barrel Ins. Dia.: .061" / 1.55 mm							
Basic Dimensions				Non-Insulated				Insulated (Red Vinyl)		Insulated (Red Nylon)					
W		H		X		L		Insul. Dia.		Insul. Dia.					
in	mm	in	mm	in	mm	in	mm	Funnel FIT	L	Funnel FIIG	L				
								in	mm	in	mm				
.070"	1.78 mm	.075"	1.90 mm	.41"	10.41 mm	WP13000S	WP13000SB	.70"	17.78 mm	WP13004SF	.99"	25.15 mm	XWP13006SN	.99"	25.15 mm
Hand Tool				H4A	H4A			H7B & H53		H7B & H53					

Wire Size: 16/14		Material: COPPER		Thickness: .032" / .81 mm THK		CMA Range: 2050-5180		Barrel Ins. Dia.: .085" / 2.16 mm							
Basic Dimensions				Non-Insulated				Insulated (Blue Vinyl)		Insulated (Blue Nylon)					
W		H		X		L		Insul. Dia.		Insul. Dia.					
in	mm	in	mm	in	mm	in	mm	Funnel FIT	L	Funnel FIIG	L				
								in	mm	in	mm				
.075"	1.90 mm	.075"	1.90 mm	.41"	10.41 mm	WP13010S	WP13010SB	.70"	17.78 mm	WP13014SF	.99"	25.15 mm	XWP13016SN	.99"	25.15 mm
Hand Tool				H4A	H4A			H7B & H53		H7B & H53					

Wire Size: 12/10		Material: COPPER		Thickness: .040" / 1.02 mm THK		CMA Range: 5180-13,100		Barrel Ins. Dia.: .129" / 3.27 mm							
Basic Dimensions				Non-Insulated				Insulated (Yellow Vinyl)		Insulated (Yellow Nylon)					
W		H		X		L		Insul. Dia.		Insul. Dia.					
in	mm	in	mm	in	mm	in	mm	Funnel FIT	L	Funnel FIIG	L				
								in	mm	in	mm				
.090"	2.29 mm	.102"	2.59 mm	.41"	10.41 mm	WP13020	WP13020B	.80"	20.32 mm	WP13022F	1.10"	27.94 mm	XWP13023N	1.15"	29.21 mm
Hand Tool				H4A	H4A			H6E & H53		H6E & H53					



12/2 Flag Rings
















Material: COPPER

Wire Size	CMA Range	Stud Size	Basic Dimensions				Non-Insulated								
			Barrel I.D.	W	W	C	C	Mat'l. Thk.	NIT Brazed	E	E	L	L		
in	mm		in	mm	in	mm	in	mm	in	mm	in	mm	in	mm	
12-10	5180-13,100	8	.129	3.28	.31	7.87	.25	6.35	.040	1.01	T189B	.48	12.2	.63	16.00
12-10	5180-13,100	10	.129	3.29	.31	7.87	.25	6.35	.040	1.01	T194B	.48	12.2	.63	16.00
8	13,100-20,800	10	.180	4.57	.50	12.70	.38	9.65	.040	1.01	T190B	.67	17	.92	23.37
8	13,100-20,800	1/4	.180	4.57	.50	12.70	.38	9.65	.040	1.01	T191B	.67	17	.92	23.37
6	20,800-33,100	10	.224	5.69	.50	12.70	.37	9.40	.048	1.22	T192B	.71	18.03	.96	24.38
6	20,800-33,100	1/4	.224	5.69	.50	12.70	.37	9.40	.048	1.22	T193B	.71	18.03	.96	24.38
4	33,100-52,600	1/4	.287	7.29	.64	16.26	.43	10.92	.068	1.73	T183B	.89	22.61	1.20	30.48
4	33,100-52,600	5/16	.287	7.29	.64	16.26	.43	10.92	.068	1.73	T184B	.89	22.61	1.20	30.48
4	33,100-52,600	3/8	.287	7.29	.64	16.26	.43	10.92	.068	1.73	T185B	.89	22.61	1.20	30.48
2	52,600-83,700	1/4	.355	9.02	.64	16.26	.46	11.68	.078	1.98	T186B	1.01	25.65	1.32	33.53
2	52,600-83,700	5/16	.355	9.02	.64	16.26	.46	11.68	.078	1.98	T187B	1.01	25.65	1.32	33.53
2	52,600-83,700	3/8	.355	9.02	.64	16.26	.46	11.68	.078	1.98	T188B	1.01	25.65	1.32	33.53

ALL TERMINALS on this page available on tape. Standard Barrel configurations shown – customized configurations available.



STUD SIZE CHART

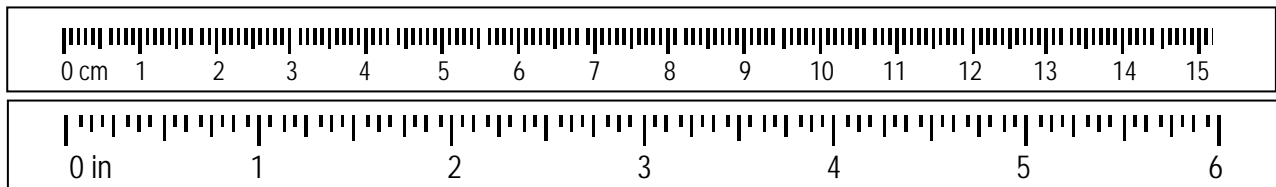
	Diameter	
	in	mm
	#0 — .066	1.68
	#2 — .093	2.36
	#4 — .119	3.02
	#6 — .148	3.76
	#8 — .178	4.52
	#10 — .198	5.03
	1/4" — .265	6.73
	5/16" — .326	8.28
	3/8" — .390	9.91
	7/16" — .454	11.53
	1/2" — .518	13.16
	5/8" — .656	16.66
	3/4" — .779	19.79

DECIMAL EQUIVALENT CHART

	1/64	0.015625		33/64	0.515625
	1/32	0.03125		17/32	0.53125
	3/64	0.046875		35/64	0.546875
	1/16	0.0625		9/16	0.5625
	5/64	0.078125		37/64	0.578125
	3/32	0.09375		19/32	0.59375
	7/64	0.109375		39/64	0.609375
	1/8	0.125		5/8	0.625
	9/64	0.140625		41/64	0.640625
	5/32	0.15625		21/32	0.65625
	11/64	0.171875		43/64	0.671875
	3/16	0.1875		11/16	0.6875
	13/64	0.203125		45/64	0.703125
	7/32	0.21875		23/32	0.71875
	15/64	0.234375		47/64	0.734375
	1/4	0.25		3/4	0.75
	17/64	0.265625		49/64	0.765625
	9/32	0.28125		25/32	0.78125
	19/64	0.296875		51/64	0.796875
	5/16	0.3125		13/16	0.8125
	21/64	0.328125		53/64	0.828125
	11/32	0.34375		27/32	0.84375
	23/64	0.359375		55/64	0.859375
	3/8	0.375		7/8	0.875
	25/64	0.390625		57/64	0.890625
	13/32	0.40625		29/32	0.90625
	27/64	0.421875		59/64	0.921875
	7/16	0.4375		15/16	0.9375
	29/64	0.453125		61/64	0.953125
	15/32	0.46875		31/32	0.96875
	31/64	0.484375		63/64	0.984375
1/2		0.5	1		1.0

WIRE GAGE CONVERSION CHART

AWG	CMA	MM ²
26 - 24	202 - 320	0.10 - 0.16
26 - 22	202 - 810	0.10 - 0.41
24 - 20	320 - 1290	0.16 - 0.65
22 - 18	509 - 2050	0.30 - 1.04
22 - 16	509 - 3260	0.30 - 1.65
20 - 16	1290 - 3260	0.65 - 1.65
18 - 14	1600 - 5180	0.81 - 2.62
16 - 14	2050 - 5180	1.04 - 2.62
14 - 12	3260 - 8230	1.65 - 4.17
12 - 10	5180 - 13,100	2.62 - 6.64
8	13,100 - 20,800	6.64 - 10.54
6	20,800 - 33,100	10.54 - 16.77
4	33,100 - 52,600	16.77 - 26.65
2	52,600 - 83,700	26.65 - 42.41
1/0	83,700 - 119,500	42.41 - 60.55
2/0	119,500 - 150,500	60.55 - 76.26
3/0	150,500 - 190,000	76.26 - 96.27
4/0	190,000 - 231,000	96.27 - 117.05
250 MCM	250,000	127
300 MCM	300,000	152
350 MCM	350,000	177
400 MCM	400,000	203
500 MCM	500,000	253



HOLLINGSWORTH



HSTsales@hollingsworth.com



800-638-8376
www.hollingsworth.com

REV 2013