



中国驰名商标  
Famous Trademark of China


高新技术企业  
High Technology Enterprise



2013-2014  
*Your Power Safeguard™*  
您的电路安全卫士



# HOLLY®

FUSE RoHS&Pb-free  
好利® 保险丝管





## 公司荣誉 Honors And Awards

中国电器工业协会电器附件及家用控制器分会第六届理事会理事单位  
Member of the 6th Council of China Electrical Industrial Association,  
Accessories and Household Appliances Branch

中国电器工业协会会员单位  
Member of China Electrical Industrial Association

全国熔断器标准化技术委员会低压熔断器分技术委员会成员  
Member of the Low Voltage fuses Branch of National  
Standardization Technical Committee

全国熔断器标准化技术委员会成员  
Member of National Standardization Technical Committee

福建省创新型试点企业  
An Experimental Enterprise in Innovation of Fujian Province

厦门市高新技术发展协会第三届理事会副会长单位  
Vice President Organization of the 3rd Council of Xiamen  
High-tech Development Association

厦门市重点高新技术企业  
A Key High Technology Enterprise of Xiamen City

厦门市创新型示范企业  
A Model Enterprise in Innovation of Xiamen City

讲诚信重质量企业  
An Enterprise of High Credibility and Top Quality

“感动人的管理”企业  
An Enterprise with Touching Management

信用等级为AA级企业  
An Enterprise with AA Credit Rating



HOLLYLAND®  
中国驰名商标  
Famous Trademark of China

高新技术企业  
High Technology Enterprise

HOLLY 好利®





## 公司宗旨 Company's Mission

### 为客户创造价值 为员工提供平台

Create value for customers and provide workplace for employees

### 为企业创造利润 为股东增加回报

Generate profits for the enterprises and for its shareholders

### 用信誉赢得尊重 用责任回报社会


Earn respect with credibility and give back to the society with social responsibility

## 公司简介 Company Introduction

好利来（中国）电子科技股份有限公司成立于1992年，是专业研发、生产、销售电路保护器产品的高新技术企业。公司拥有众多专利产品，是全球领先的电路保护器制造商。

公司秉持“以人为本、责任与分享”的经营理念。产品包括小型熔断器、微型熔断器、SMD熔断器、温度保险丝、高/低压熔断器及自复保险丝等电路保护器，广泛应用于通讯、计算机、交通、玩具、家用电器、电池、新能源及其它电子电力系统保护。

公司的产品使命是作为“您的电路安全卫士”，“安全、可靠、环保”是公司对待顾客以及整个社会做出的承诺。所有产品均实现无铅化生产并完全符合RoHS指令和REACH法规要求。公司通过了BSI ISO9001、ISO/TS16949和CQC ISO14001认证。公司荣获全球众多著名制造商授予的优秀供应商、绿色合作伙伴等荣誉。

经过多年的探索与积累，公司赢得了良好的市场信誉，已发展成为资历深厚、业绩骄人的业界知名企业。“”商标不仅获得了“中国驰名商标”这一中国的最高荣誉，也获得了国际上的广泛认可。


我们相信，在全球竞争日益激烈的电路保护器领域，高效的运营和可持续的竞争优势是公司成功的关键。公司始终把技术创新和产品与服务的完善作为发展的驱动力。公司将人才视为最重要的资源，聚集了一批来自海内外的电路保护器领域专家，拥有最顶尖的人才和高效的运营团队。公司的竞争力来源于卓越的品质、一流的服务及持续的创新能力。

公司注重了解、满足客户的需求，不断为客户创造更高价值。不仅为客户提供标准产品，而且根据客户的需求，我们将一如既往地积极配合设计、选型、现场指导、品质跟踪等全过程的服务。

Founded in 1992, Hollyland (China) Electronics Technology Corporation Limited is a high-technology company that specializes in the development, production and marketing of circuit protection devices. As the world's leading circuit protection devices manufacturer, the company is proud to have developed and own a wide variety of patent products.

The company upholds the belief of “people-orientated, accountability and sharing” as the business philosophy. It has a wide product ranges, including miniature fuses, micro fuses, SMD fuses, high/low voltage fuses and PTC resettable fuses as well as other circuit protection devices that are widely used in communications, computers, transportation, toys, household appliances, batteries, new energy resource and other electronic power system protection.

The mission of the company's products is to be the “Your Power Safeguard”. “Safety, reliability and environmental friendly” are the company's commitment to both the customers and the society. All the products are lead-free that complies with RoHS Directive and REACH regulations. The world-class production plant is accredited with BSI ISO9001, ISO/TS16949 and CQC ISO14001 system certifications. In all these years, the company has been awarded with the title of being best manufacturer as well as receiving the honor of being the green partner by some of the world's best well-known corporations.

With years of development and dedication, the company has won an excellent reputation in the market and is being regarded as the one of the industry leaders. “” brand not only has been awarded as “Famous Trademark of China” - the highest honor in the People's Republic of China, but it has also received respectful world - wide recognitions.

We believe that in the increasingly competitive circuit protection industry, efficient operations and sustainable competitiveness are the key to the success of our business. The company emphasizes in driving technological innovation as well as in promoting excellence in both product quality and customer service. We also believe that people is one of our most important resources; the company has successfully gathered circuit protection industry experts from around the world and now has one of the best team of talents in our operations. For more than two decades, the company has dedicated in providing the best quality of solutions to our customers by having the strongest commitment in proprietary research & development, vigorous quality control as well as innovation.

The company is also proud of its outstanding customer service. We focus on understanding and meeting customers' needs and are committed to create values for customers. Not only do we provide standard products, we also offer customized design products. Depending on customers' requirements, we are proactive in providing the best tailor-made solutions, offering services such as on-site special production, vigorous quality control and more.

# Index 产品索引

	TYPE	DESCRIPTION	RATING	APPROVALS	
Surface Mount Fuse	25F	Fast-Blow Type	100mA-10A, 125V / 250V; 12-15A,65V / 125V	UR, cUR	P07
	25T	Slow-Blow Type	200mA-5A,125V / 250V	UR, cUR	P08
	06F	Fast-Blow Type	200mA-5A, 32V / 63V	UR, cUR	P09
	06T	Slow-Blow Type	1A-5A, 32V / 63V	UR, cUR	P10
	12F	Fast-Blow Type	100mA-7A, 24V / 32V / 63V	UR, cUR	P11
	12T	Slow-Blow Type	500mA-7A, 24V / 32V / 63V	UR, cUR	P12
Φ8x8.5mm Radial Lead Microfuse	5RF	Quick-acting Type	315mA-6.3A, 250V	CCC, CQC, cURus, VDE, SEMKO, PSE	P13
	5RT	Time-lag Type	100mA-6.3A, 125V / 250V / 300V	CCC, CQC, cURus, VDE, SEMKO, BSI, PSE, KC	P14
	5EF	Quick-acting Type	315mA-6.3A, 250V	CQC, cURus, VDE, SEMKO, PSE	P15
	5ET	Time-lag Type	100mA-10A, 125V / 250V / 300V	CQC, cURus, VDE, SEMKO, BSI, PSE, KC	P16
Φ2.4x7mm Microfuse	20N	Very Quick-acting Type	100mA-10A, 125V / 250V;12-15A, 72V; 20A 60V	CCC, UL, cUL, UR, cUR, CSA, PSE	P17
	20S	Medium Slow-Blow Type	200mA-10A, 125V / 250V	CCC, CQC, UL, cUL, CSA, PSE	P18
	20T	Slow-Blow Type	375mA-7A, 125V / 250V	CCC, CQC, UR, cUR, CSA, PSE	P19
Φ3.6x10mm Microfuse	30N	Fast-Blow Type	200mA-15A, 125V / 250V / 350V	UL, cUL, CSA, PSE	P20
	25S	Slow-Blow Type	1A-2A, 125V / 250V	CQC, VDE, UR, cUR, PSE	P21
	30TS	Slow-Blow Type	200mA-15A, 125V / 250V / 350V	CCC, CQC, VDE, UL, cUL, UR, cUR, CSA, PSE	P22
	31NM, 32NM/31NM(P)	Fast-Blow Type	100mA-15A, 125V / 250V	UL, cUL, CSA	P23
	31S, 32S/31S(P)	Slow-Blow Type	100mA-15A, 125V / 250V	UL, cUL, CSA	P24
	30T	Time-lag Type	200mA-6.3A, 250V	CQC, VDE, cURus	P25
	36T	Time-lag Type	200mA-6.3A, 250V	VDE	P26
	35NM, 36NM/35NM(P)	Fast-Blow Type	100mA-15A, 125V / 250V	UL, cUL, CSA	P27
	35S, 36S/35S(P)	Slow-Blow Type	100mA-15A, 125V / 250V	UL, cUL, CSA	P28
Φ4.5x15mm Glass Tube fuse	41NM, 42NM/41NM(P)	Fast-Blow Type	300mA-15A, 125V / 250V / 300V	UR, cUR, PSE, KC	P29
	41S, 42S/41S(P)	Slow-Blow Type	200mA-10A, 125V / 250V	UL, cUL, UR, cUR, PSE, KC	P30
	41ST, 42ST	Medium Slow-Blow Type	100mA-15A, 125V / 250V	PSE	P31
Φ5.2x20mm Glass & Ceramic Tube fuse	51NM, 52NM/51NM(P)	Fast-Blow Type	100mA-15A, 125V / 250V	UL, cUL, UR, cUR, CSA, PSE, KC	P32
	51MS, 52MS/51MS(P)	Medium Slow-Blow Type	100mA-15A, 125V / 250V	UL, cUL, UR, cUR, CSA, PSE, KC	P33
	51S, 52S/51S(P)	Slow-Blow Type	100mA-15A, 125V / 250V	UL, cUL, UR, cUR, CSA, PSE, KC	P34
	51NR, 52NR	Fast-Blow Type	100mA-15A, 125V / 250V	PSE, KC	P35
	51ST, 52ST	Medium Slow-Blow Type	100mA-15A, 125V / 250V	PSE	P36
	50F	Quick-acting Type	125mA-20A, 250V	CCC, CQC, SEMKO, VDE, BSI, IMQ, UR, cUR, CSA, PSE, KC	P37
	50GT	Time-lag Type	800mA-10A, 250V	CQC, VDE, PSE, cURus, KC	P38
	50T	Time-lag Type	100mA-20A,250V	CCC, CQC, SEMKO, VDE, BSI, IMQ, UR, cUR, CSA, PSE, KC	P39
	50CF	Quick-acting Type	250mA-16A,250V	CCC, CQC, SEMKO, VDE, BSI, UR, cUR, PSE, KC	P40
	50CT	Time-lag Type	200mA-16A,250V	CCC, CQC, SEMKO, VDE, BSI, UR, cUR, PSE, KC	P41
Φ6.35x32mm Glass&Ceramic Tube fuse	50T	Time-lag Type	100mA-20A,250V	CCC, CQC, SEMKO, VDE, BSI, IMQ, UR, cUR, CSA, PSE, KC	P39
	50CF	Quick-acting Type	250mA-16A,250V	CCC, CQC, SEMKO, VDE, BSI, UR, cUR, PSE, KC	P40
	50CT	Time-lag Type	200mA-16A,250V	CCC, CQC, SEMKO, VDE, BSI, UR, cUR, PSE, KC	P41
	50T	Time-lag Type	100mA-20A,250V	CCC, CQC, SEMKO, VDE, BSI, IMQ, UR, cUR, CSA, PSE, KC	P39
	50CF	Quick-acting Type	250mA-16A,250V	CCC, CQC, SEMKO, VDE, BSI, UR, cUR, PSE, KC	P40
	50CT	Time-lag Type	200mA-16A,250V	CCC, CQC, SEMKO, VDE, BSI, UR, cUR, PSE, KC	P41
	50T	Time-lag Type	100mA-20A,250V	CCC, CQC, SEMKO, VDE, BSI, IMQ, UR, cUR, CSA, PSE, KC	P39
	50CF	Quick-acting Type	250mA-16A,250V	CCC, CQC, SEMKO, VDE, BSI, UR, cUR, PSE, KC	P40
	50CT	Time-lag Type	200mA-16A,250V	CCC, CQC, SEMKO, VDE, BSI, UR, cUR, PSE, KC	P41
	50T	Time-lag Type	100mA-20A,250V	CCC, CQC, SEMKO, VDE, BSI, IMQ, UR, cUR, CSA, PSE, KC	P39
Φ6.35x32mm Glass&Ceramic Tube fuse	61NM, 62NM/61NM(P)	Fast-Blow Type	100mA-30A, 125V / 250V	UL, cUL, CSA, PSE, KC	P43
	61MS, 62MS/61MS(P)	Medium Slow-Blow Type	100mA-15A, 125V / 250V	UL, cUL, CSA, PSE, KC	P44
	61S, 62S/61S(P)	Slow-Blow Type	200mA-15A, 125V / 250V	UL, cUL, CSA, PSE, TUV, KC	P45
	61NR, 62NR	Fast-Blow Type	100mA-15A, 125V / 250V	PSE, KC	P46
	61ST, 62ST	Medium Slow-Blow Type	100mA-15A, 125V / 250V	PSE	P47
	65NM	Fast-Blow Type	300mA-30A, 125V / 250V	UL, cUL, UR, cUR, PSE, KC	P48
	65TS	Slow-Blow Type	500mA-30A, 125V / 250V	UL, cUL, UR, cUR, PSE, KC, TUV	P49
	61T	Time-lag Type	8A-30A, 250V	CQC	P50
	6FF	Very Fast-acting Type	200mA-2A, 1000V; 2.5A-16A,500V	TUV	P51
	Thermal cutoff	TH Series	66-240°C	10A/15A, 250V	CCC, VDE, UR(10A)
RH01 Series		75-150°C	1A/2A/3A, 250V	CCC, TUV	P53
RH03 Series		75-150°C	1A/2A/3A, 250V	CCC	
Thermostat	KSD-F01 Series	48±3°C ~185±10°C	5A/10A, 250V	CQC(VDE PENDING)	P54
	KSD-9700, CK-1 Series	60±5°C ~150±5°C	5A/10A, 250V	CQC(KSD-9700)	P55
Fuse holder, clip&block					P56-61

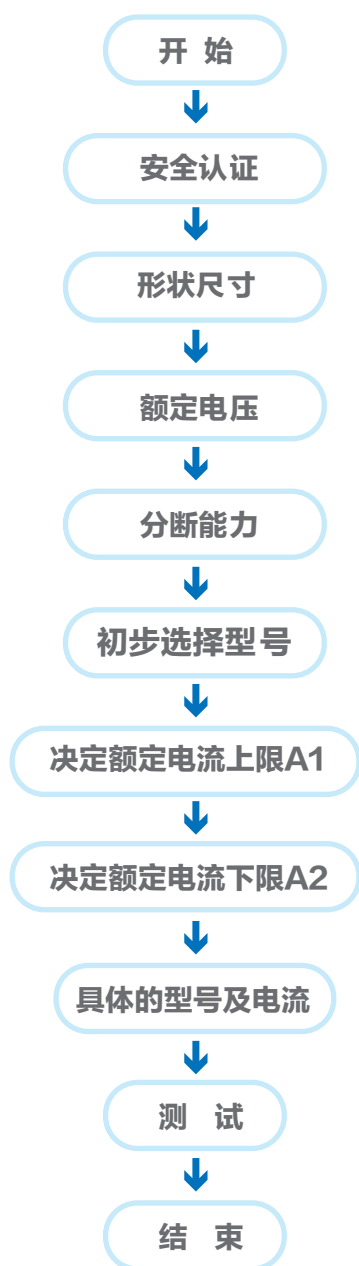


## 用户指南

### 保险丝管的选用

为便于用户针对所需保护的元件、电路或设备选用合适的保险丝管，特制定本指南。保险丝管的选用可依以下流程：

#### 选用流程



### 需考虑因素

根据整机所需的安全认证决定保险丝管的安全认证，在此，可初步确定选用 IEC 规格或 UL 规格保险丝管。

- ▶ 设计时电路中空间的限制。
- ▶ 安装方式

额定电压应大于等于有效的电路电压。

分断能力的电流应大于电路中的最大故障电流。

整机开关时电路中是否存在起动电流，起动电流在某些电路中是正常的，这种场合应使用慢断型或中等慢断型保险丝管。

保险丝管必须切断的电流及持续时间（该条件由设计人员依具体电路的保护需求而定），参考相应型号的 I-T 曲线，取满足要求的最大额定电流作为上限值 A1。

- ▶ 通过保险丝管的稳态电流（依具体电路而定）。
  - ▶ IEC 规格及 UL 规格保险丝管的额定电流的差别，详见“稳态电流”。
  - ▶ 环境温度对保险丝管承载能力的影响，详见“环境温度”。
  - ▶ 脉冲（冲击电流，浪涌电流，起动电流及电流瞬变值）对保险丝管寿命的影响，详见“脉冲”。
  - ▶ 起动电流及持续时间与相应型号的 I-T 曲线比较。
- 综合考虑以上五个因素后，选出满足要求的最小额定电流作为下限 A2。

综合考虑以上因素后，选出最合适的型号及额定电流。

- ▶ 当  $A1 \geq A2$  时，则可选用 A2 到 A1 区间内的任何一规格的保险丝管。
- ▶ 当  $A1 < A2$  时，则建议选用其它型号的保险丝管。

样品应在实际电路中试运行。

## 用户指南

### 稳态电流

在实际应用中和实验室之间有不同的条件，如：

- ▶ 有时使用保险丝盒；
- ▶ 电路中的电线横截面积；
- ▶ 保险丝管夹的接触电阻等。

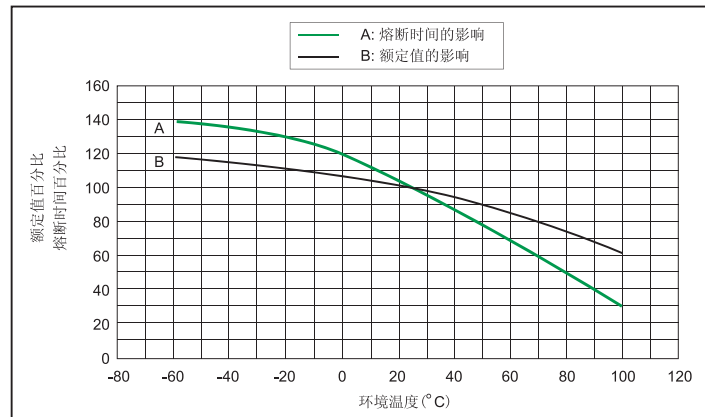
考虑到以上因素，故在 25℃ 条件下所选用的保险丝管应满足如下条件才可使得保险丝管持续可靠地工作：

IEC 规格：保险丝管的额定电流  $I_n = \text{稳态电流} / 0.9$

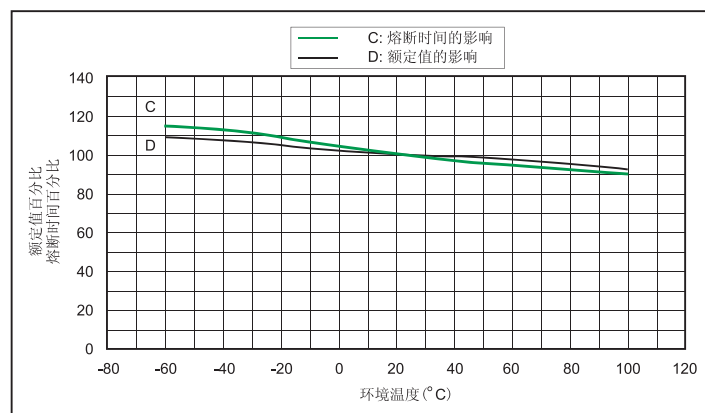
UL 规格：保险丝管的额定电流  $I_n = \text{稳态电流} / 0.75$

### 环境温度

保险丝管的电流承载能力测试是在环境温度 25℃ 条件下进行的，而保险丝管的电流承载能力是会受环境温度影响的。环境温度越高，保险丝管的寿命越短，承载能力就越低。所以选用保险丝管时应考虑保险丝管周边的环境温度，环境温度对各类保险丝管承载能力的影响如下图所示：



(a) 表示环境温度对传统慢断型及中等慢断型保险丝管承载能力及 5I<sub>n</sub> 熔断时间的影响



(b) 表示环境温度对快速熔断型及慢断型保险丝管承载能力及 5I<sub>n</sub> 熔断时间的影响



## 用户指南

### 脉冲

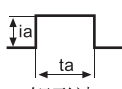
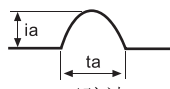
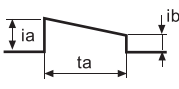
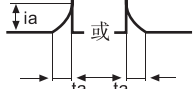
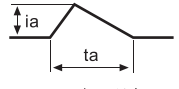
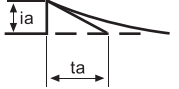
脉冲产生热循环，从而产生机械疲劳影响保险丝管寿命。设计时应使脉冲  $I^2T$  远远小于保险丝管标称熔化热能  $I^2T$ 。保险丝管寿命（可承受的脉冲循环次数）与  $U$ （脉冲  $I^2T$  值与保险丝管  $I^2T$  值之比率）的关系参照表 1。本目录提供的各种规格的保险丝管熔化热能  $I^2T$  可供参考，表 2 提供各种典型脉冲波形的  $I^2T$  值近似计算公式：

表 1

可承受脉冲次数	$U$ (比率)
100,000 次	20%
10,000 次	30%
1,000 次	40%

注：脉冲间隔时间必须足够长才可使前一脉冲产生的热量散失。

表 2

波形	$I^2T$ 值计算公式	波形	$I^2T$ 值计算公式
 矩形波	$ia^2 ta$	 正弦波	$(1/2) ia^2 ta$
 梯形波	$(1/3)(ia^2 + iaib + ib^2) ta$	 变形波	$(1/5) ia^2 ta$
 三角形波	$(1/3) ia^2 ta$	 充、放电波	$(1/2) ia^2 ta$

### 测试

所选定的样品必须在实际的被保护电路中进行测试，以验证所选择的保险丝管。此验证应包括正常条件及故障条件下的测试，以确保所选择的保险丝管在被保护电路中能正常运行。

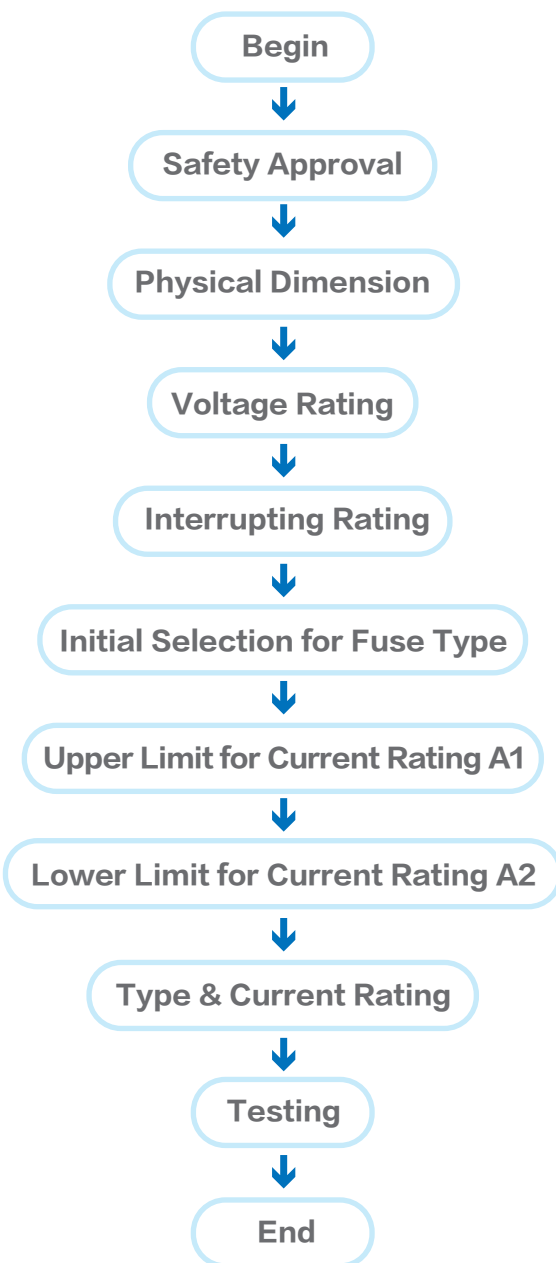
如您在电路保护方面遇见各种疑问，欢迎与好利来（中国）电子科技有限公司工程技术人员联系，好利来（中国）电子科技有限公司将提供恰当建议协助您共同解决。

## USER GUIDE

### FUSE SELECTION

The purpose of this guide is for users to properly select a fuse which provides protection of components, circuit or equipments. The following flow is considered for fuse selection.

### FLOW CHART



### Factors taken into consideration

The safety approvals required for fuse shall be determined according to the safety approvals required on the end product. It is the safety approval that determines initially the selected fuse designed to IEC standard or UL standard.

- ▶ The space limit of circuit in design.
- ▶ Mounting mode.

The voltage rating of the fuse shall be greater than, or equal to the available circuit voltage.

The interrupting rating of the fuse should exceed the Maximum Fault Current of the circuit.

Does there exist “turn-on current” in a circuit when the end product turns on or off? The “turn-on current” is normal for some circuit and requires the slow-blow fuse or medium slow-blow fuse.

The overload current and time in which a fuse must function (It may be specified on the specific protection needs of circuit by a design engineer.). Referring to the Time-Current curve, the maximum current rating which meet the requirement would be taken as the upper limit for current rating A1.

- ▶ Steady state current through a fuse (based on the specific circuit.).
- ▶ The difference of current rating for fuse designed to IEC standard and UL standard, refer to STEADY STATE CURRENT.
- ▶ Effect of ambient temperature on current-carrying capacity of fuse, refer to AMBIENT TEMPERATURE.
- ▶ Effect of pulse (including surge currents, turn-on currents, in-rush currents and transients) on life of fuse, refer to PULSE.
- ▶ “Turn-on current” and duration should be compared to Time-Current curve of relevant fuse.

When  $A1 \geq A2$ , any rating can be selected from the range of A2 to A1.

When  $A1 < A2$ , it is advised to select another type fuse.

The sample shall trial-operate in the actual circuit.



# USER GUIDE

## STEADY STATE CURRENT

There exist the different conditions between the actual appliance and test conditions, such as,

- ▶ Fuse-holder,
- ▶ Connecting cable size,
- ▶ Contacting resistance between fuse clip and fuse, etc.

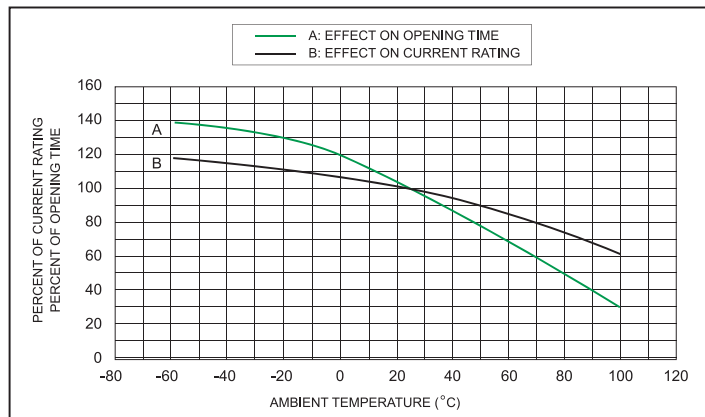
The above factors should be taken into consideration when selecting a fuse in a 25℃ ambient. To compensate for the variation, the following conditions shall be melted to ensure the fuse operating continuously and properly.

Fuse designed to IEC standard: current rating (In)=steady state current of circuit/0.9

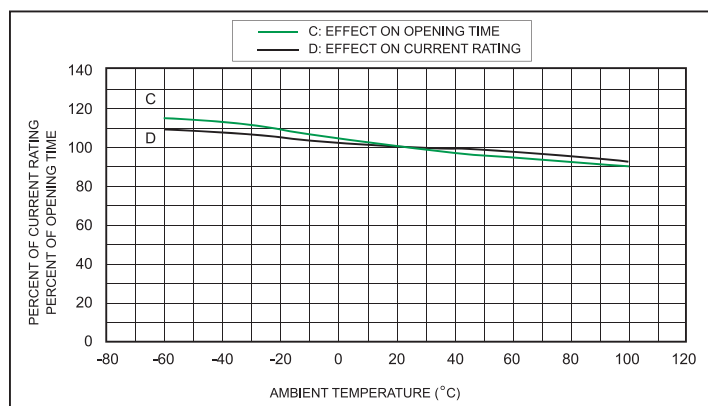
Fuse designed to UL standard: current rating (In)=steady state current of circuit/0.75

## AMBIENT TEMPERATURE

The current carrying capacity tests of a fuse are performed at 25 °C and will be effected by changes with the ambient temperature. The higher the ambient temperature is, the shorter fuse life will be and the lower the current carrying capacity will be. So the ambient temperature shall be considered for proper fuse selection. Refer to the following charts showing its effect on the current carrying capacity of all kinds of fuse.



( I ) Effect on rating and opening time in 5In of traditional slow-blow and medium slow-blow fuse



( II ) Effect on rating and opening time in 5In of fast-blow and slow-blow fuse

## USER GUIDE

### PULSE

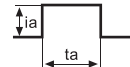
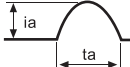
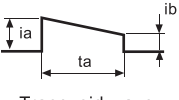
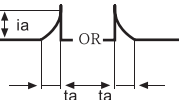
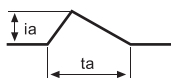

Pulse produces thermal cycling and mechanical fatigue which could affect the life of fuse. In design the selected fuse should have a  $I^2T$  value much greater than the  $I^2T$  value of pulse. Refer to TABLE A showing the relationship between the life of fuse (the endurable times of pulse shock) and U (ratio between pulse  $I^2T$  value and fuse  $I^2T$  value). The  $I^2T$  value of a fuse presented in this catalog may be for your reference. The  $I^2T$  value of a pulse can be approximated from the following formulas for a typical wave shape, refer to TABLE B.

TABLE A

Endurable times of pulse shock	U (ratio)
100,000 times	20%
10,000 times	30%
1,000 times	40%

Note: Adequate interval (5s-10s) must exist between pulse events to allow the heat from the previous event to dissipate.

TABLE B

Wave shape	Formula	Wave shape	Formula
 Rectangle wave	$ia^2 ta$	 Sine wave	$(1/2) ia^2 ta$
 Trapezoid wave	$(1/3)(ia^2 + iaib + ib^2) ta$	 Distortion wave	$(1/5) ia^2 ta$
 Triangle wave	$(1/3) ia^2 ta$	 Charge or discharge wave	$(1/2) ia^2 ta$

### TESTING

The selected sample should be tested in the actual circuit to verify the selection. The testing should include the tests under normal and fault conditions to ensure that the fuse will operate properly in the circuit.

In all kinds of electrical protection doubts, contacting our engineers are welcome. Possibly we will work with you making some special recommendations to help you solve these problems.



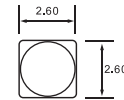
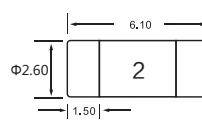


## 2410, RoHS Compliant & Pb-Free SMD NANO FUSE (FAST-BLOW) 方型超微表面贴片式保险丝 (速断型)

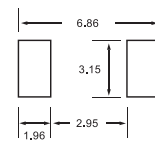
### INTERRUPTING CAPACITY / 分断能力:

50A at 250V AC (100mA-10A), 50A at 125V AC/DC (12A-15A)  
100A at 125V AC/DC (100mA-10A), 100A at 65V DC (12A-15A)

### Dimensions/ 尺寸



### Land Pattern:



Unit 单位: mm

### TECHNICAL PARAMETERS/ 技术参数:

CATALOG NO. 目录编号	CURRENT RATING 额定电流	SAFETY APPROVALS 安全认证		
		UR/cUR		
		H	L1	L2
25F -0100H/L1	100mA	●	●	
25F -0125H/L1	125mA	●	●	
25F -0160H/L1	160mA	●	●	
25F -0200H/L1	200mA	●	●	
25F -0250H/L1	250mA	●	●	
25F -0315H/L1	315mA	●	●	
25F -0375H/L1	375mA	●	●	
25F -0400H/L1	400mA	●	●	
25F -0500H/L1	500mA	●	●	
25F -0630H/L1	630mA	●	●	
25F -0750H/L1	750mA	●	●	
25F -0800H/L1	800mA	●	●	
25F -010H/L1	1A	●	●	
25F -013H/L1	1.25A	●	●	
25F -015H/L1	1.5A	●	●	
25F -016H/L1	1.6A	●	●	
25F -020H/L1	2A	●	●	
25F -025H/L1	2.5A	●	●	
25F -030H/L1	3A	●	●	
25F -032H/L1	3.15A	●	●	
25F -035H/L1	3.5A	●	●	
25F -040H/L1	4A	●	●	
25F -050H/L1	5A	●	●	
25F -063H/L1	6.3A	●	●	
25F -070H/L1	7A	●	●	
25F -080H/L1	8A	●	●	
25F -100H/L1	10A	●	●	
25F -120L1/L2	12A		●	●
25F -150L1/L2	15A		●	●

● DENOTES FOR APPROVED ● 表示已取得安全认证

H DENOTES FOR 250V L1 DENOTES FOR 125V L2 DENOTES FOR 65V

### ELECTRICAL CHARACTERISTICS/ 电气特性:

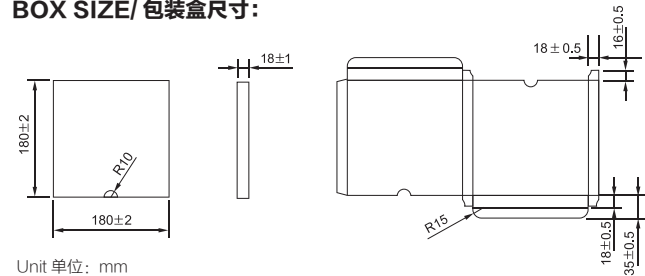
% of CURRENT RATING 额定电流的 %	BLOWING TIME 熔断时间	
100%	4 hours Min. 最快4小时	(100mA-15A)
200%	5 seconds Max. 最慢5秒	(100mA-10A)
	20 seconds Max. 最慢20秒	(12A-15A)

Standards/ 标准: UL 248-1, UL 248-14  
Operating Temperature/ 工作温度: -55°C ~125°C  
Storing Temperature/ 储存温度: -55°C ~85°C  
Resistance to soldering heat/ 耐焊接热性: 260°C ±5°C, 30s ±5s  
Solderability/ 可焊性: MIL-STD-202, Method 208

### PACKING/ 包装:

1,000 PIECES TAPED AND REELED IN ONE BOX  
每卷 1,000 只保险丝, 装入一个包装盒

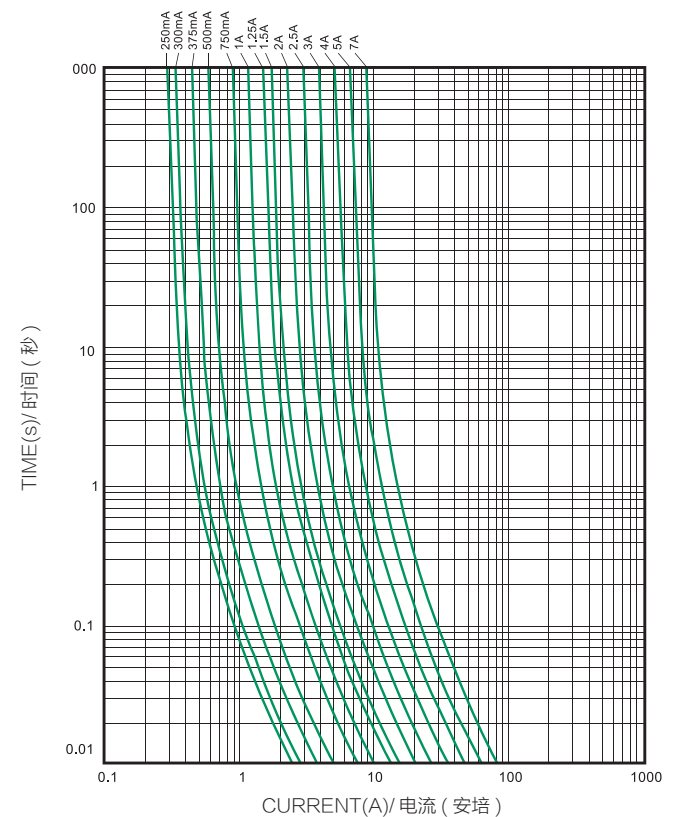
### BOX SIZE/ 包装盒尺寸:



Unit 单位: mm


### 25F AVERAGE I-T CHARACTERISTICS CURVE (FOR REFERENCE ONLY)

### 25F 平均 I-T 曲线图 (仅供参考)





Your Power Safeguard™  
您的电路安全卫士



## 2410, RoHS Compliant & Pb-Free SMD NANO FUSE (SLOW-BLOW) 方型超微表面贴片式保险丝 (慢断型)

### INTERRUPTING CAPACITY / 分断能力:

50A at 250V AC (200mA-5A)  
100A at 125V DC/AC (200mA-5A)

### TECHNICAL PARAMETERS/ 技术参数:

CATALOG NO. 目录编号	CURRENT RATING 额定电流	SAFETY APPROVALS 安全认证
		UR/cUR
25T-0200H/L	200mA	●
25T-0250H/L	250mA	●
25T-0315H/L	315mA	●
25T-0375H/L	375mA	●
25T-0400H/L	400mA	●
25T-0500H/L	500mA	●
25T-0630H/L	630mA	●
25T-0750H/L	750mA	●
25T-0800H/L	800mA	●
25T-010H/L	1A	●
25T-013H/L	1.25A	●
25T-015H/L	1.5A	●
25T-016H/L	1.6A	●
25T-020H/L	2A	●
25T-025H/L	2.5A	●
25T-030H/L	3A	●
25T-035H/L	3.5A	●
25T-040H/L	4A	●
25T-050H/L	5A	●

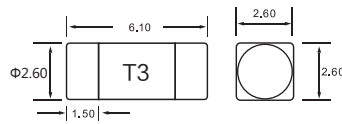
● DENOTES FOR APPROVED ● 表示已取得安全认证  
H DENOTES FOR 250V L DENOTES FOR 125V

### ELECTRICAL CHARACTERISTICS/ 电气特性:

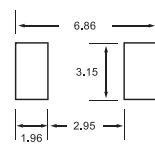
% of CURRENT RATING 额定电流的 %	BLOWING TIME 熔断时间	
100%	4 hours Min.	最快 4 小时
200%	1-60 seconds	1-60 秒
300%	0.2-3 seconds	0.2-3 秒
800%	0.01-0.1 seconds	0.01-0.1 秒

Standards/ 标准: UL 248-1, UL 248-14  
Operating Temperature/ 工作温度: -55°C ~125°C  
Storing Temperature/ 储存温度: -55°C ~85°C  
Resistance to soldering heat/ 耐焊接热性: 260°C ± 5°C, 30s ± 5s  
Solderability/ 可焊性: MIL-STD-202, Method 208

### Dimensions/ 尺寸



### Land Pattern:

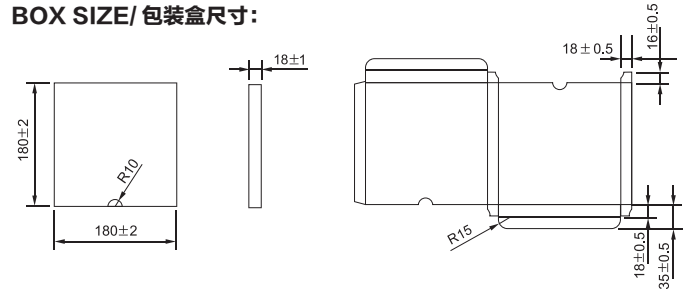


Unit 单位: mm

### PACKING/ 包装:

1,000 PIECES TAPED AND REELED IN ONE BOX  
每卷 1,000 只保险丝, 装入一个包装盒

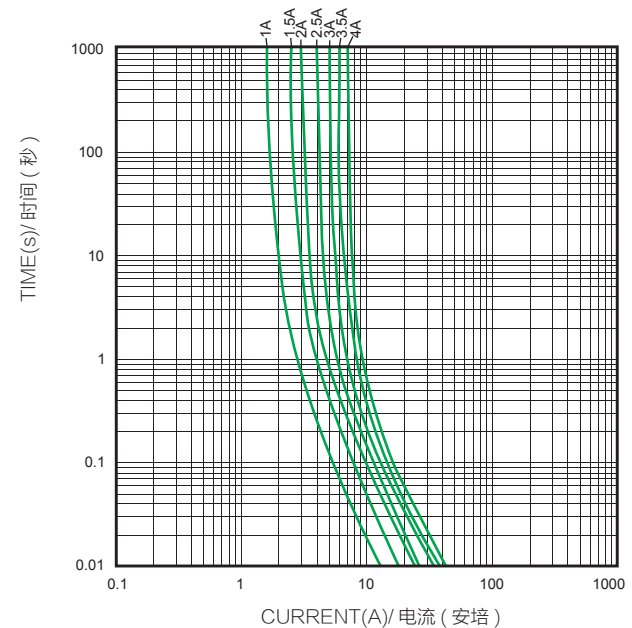
### BOX SIZE/ 包装盒尺寸:




Unit 单位: mm

### 25T AVERAGE I-T CHARACTERISTICS CURVE (FOR REFERENCE ONLY)

### 25T 平均 I-T 曲线图 (仅供参考)





## 0603, RoHS Compliant & Pb-Free SURFACE MOUNT CHIP FUSE (FAST-BLOW) 表面贴装片式保险丝 (速断型)

### INTERRUPTING CAPACITY / 分断能力:

50A 32V AC (200mA-1A)      35A 32V AC (1.2A-5A)  
50A 63V DC (200mA-250mA)      50A 32V DC (300mA-1A)  
35A 32V DC (1.2A-5A)

### TECHNICAL PARAMETERS/ 技术参数:

CATALOG NO. 目录编号	CURRENT RATING 额定电流	SAFETY APPROVALS 安全认证			
		UR		cUR	
		L1	L2	L1	L2
06F-0200L	200mA	●	●	●	●
06F-0250L	250mA	●	●	●	●
06F-0315L	315mA	●		●	
06F-0375L	375mA	●		●	
06F-0400L	400mA	●		●	
06F-0500L	500mA	●		●	
06F-0630L	630mA	●		●	
06F-0750L	750mA	●		●	
06F-0800L	800mA	●		●	
06F-010L	1A	●		●	
06F-013L	1.25A	●		●	
06F-015L	1.5mA	●		●	
06F-016L	1.6A	●		●	
06F-020L	2A	●		●	
06F-025L	2.5A	●		●	
06F-030L	3.0A	●		●	
06F-032L	3.15A	●		●	
06F-035L	3.5A	●		●	
06F-040L	4A	●		●	
06F-050L	5A	●		●	

● DENOTES FOR APPROVED ● 表示已取得安全认证  
L1 DENOTES FOR 32V      L1 代表 32V  
L2 DENOTES FOR 63V      L2 代表 63V

### ELECTRICAL CHARACTERISTICS/ 电气特性:

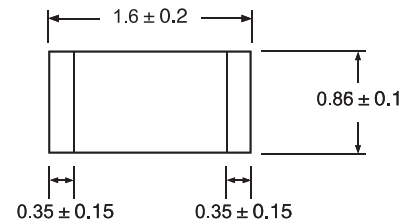
% of CURRENT RATING 额定电流的 %	BLOWING TIME 熔断时间
100%	4 hours Min. 最快 4 小时
250%	10 seconds Max. 最慢 10 秒 (200mA-3A)
350%	1 second Max. 最慢 1 秒 (3.15A-5A)

Standards/ 标准: UL 248-1, UL 248-14  
Operating Temperature/ 工作温度: -55°C ~90°C  
Storing Temperature/ 储存温度: -55°C ~85°C  
Resistance to soldering heat/ 耐焊接热性: 260°C, 10s Max.  
Solderability/ 可焊性: 235°C ± 5°C, 3.5s±0.5/-0s

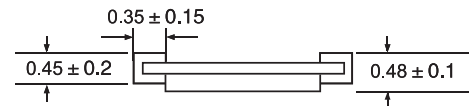
### Dimensions/ 尺寸:

Unit 单位: mm

#### TOP VIEW/ 上面:



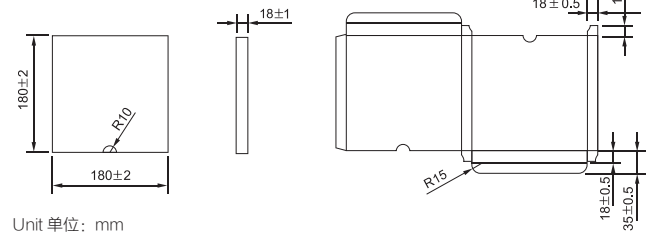
#### SIDE VIEW/ 侧面:



### PACKING/ 包装:

5,000 PIECES TAPED AND REELED IN ONE BOX  
每卷 5,000 只保险丝, 装入一个包装盒

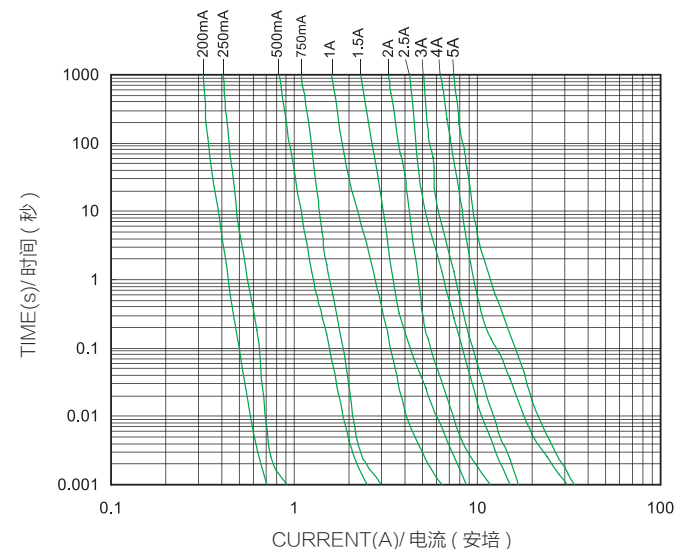
### BOX SIZE/ 包装盒尺寸:



Unit 单位: mm


### 06F AVERAGE I-T CHARACTERISTICS CURVE (FOR REFERENCE ONLY)

### 06F 平均 I-T 曲线图 (仅供参考)





Your Power Safeguard™  
您的电路安全卫士



TECHNICAL PARAMETERS/ 技术参数:

CATALOG NO. 目录编号	CURRENT RATING 额定电流	SAFETY APPROVALS 安全认证			
		UR		cUR	
		L1	L2	L1	L2
06T-010L	1A	●		●	
06T-013L	1.25A	●		●	
06T-015L	1.5A	●		●	
06T-016L	1.6A	●		●	
06T-020L	2A	●		●	
06T-025L	2.5A	●		●	
06T-030L	3A	●		●	
06T-032L	3.15A	●		●	
06T-035L	3.5A	●		●	
06T-040L	4A	●		●	
06T-050L	5A	●		●	

- DENOTES FOR APPROVED    ● 表示已取得安全认证
- L1 DENOTES FOR 32V        L1 代表 32V
- L2 DENOTES FOR 63V        L2 代表 63V

ELECTRICAL CHARACTERISTICS/ 电气特性:

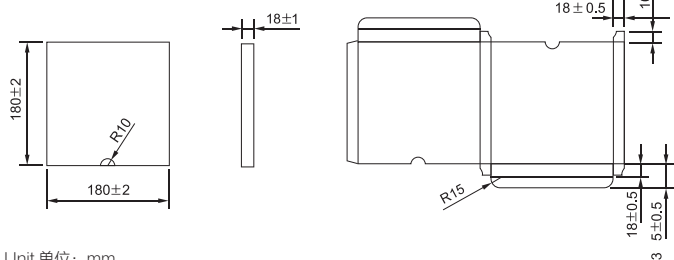
% of CURRENT RATING 额定电流的 %	BLOWING TIME 熔断时间	
100%	4 hours Min.	最快 4 小时
200%	1 second Min. 120 seconds Max.	最快 1 秒 最慢 120 秒
300%	0.05 seconds Min. 3 seconds Max.	最快 0.05 秒 最慢 3 秒
800%	0.0005 seconds Min. 0.05 seconds Max.	最快 0.0005 秒 最慢 0.05 秒

PACKING/ 包装:

5,000 PIECES TAPED AND REELED IN ONE BOX

每卷 5,000 只保险丝, 装入一个包装盒

BOX SIZE/ 包装盒尺寸:



Unit 单位: mm



0603, RoHS Compliant & Pb-Free  
SURFACE MOUNT CHIP FUSE (SLOW-BLOW)  
表面贴装片式保险丝 (慢断型)

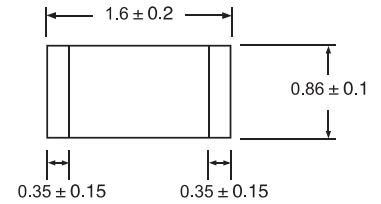
INTERRUPTING CAPACITY / 分断能力:

50A 32V AC (1A)        35A 32V AC (1.2A-5A)  
50A 32V DC (1A)        35A 32V DC (1.2A-5A)

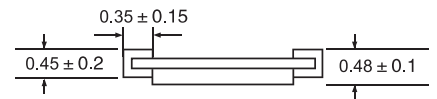
Dimensions/ 尺寸:

Unit 单位: mm

TOP VIEW/ 上面:



SIDE VIEW/ 侧面:



Standards/ 标准: UL 248-1, UL 248-14

Operating Temperature/ 工作温度: -55°C ~90°C

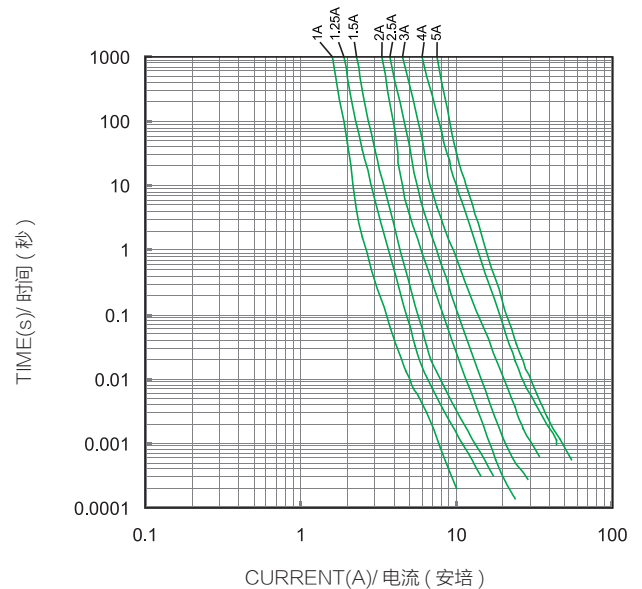
Storing Temperature/ 储存温度: -55°C ~85°C

Resistance to soldering heat/ 耐焊接热性: 260°C, 10s Max.

Solderability/ 可焊性: 235°C ± 5°C, 3.5s+0.5/-0s

06T AVERAGE I-T CHARACTERISTICS CURVE  
(FOR REFERENCE ONLY)

06T 平均 I-T 曲线图 (仅供参考)





## 1206, RoHS Compliant & Pb-Free SURFACE MOUNT CHIP FUSE (FAST-BLOW) 表面贴装片式保险丝 (速断型)



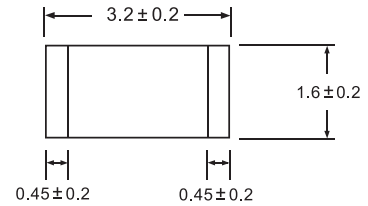
### INTERRUPTING CAPACITY / 分断能力:

50A 32V AC (100mA-375mA)      50A 63V AC (400mA-3A)  
35A 24V AC (3.15A-7A)          50A 63V DC (100mA-3A)  
50A 32V DC (3.15A-7A)

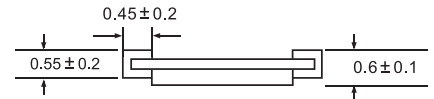
### Dimensions/ 尺寸:

Unit 单位: mm

#### TOP VIEW/ 上面:



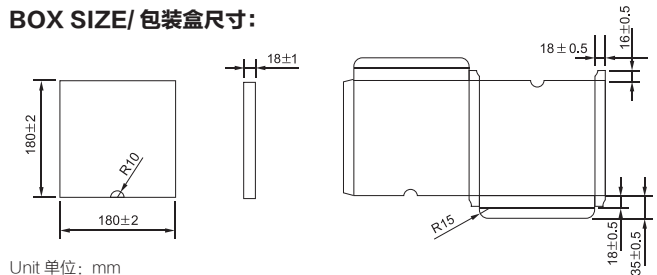
#### SIDE VIEW/ 侧面:



### PACKING/ 包装:

5,000 PIECES TAPED AND REELED IN ONE BOX  
每卷 5,000 只保险丝, 装入一个包装盒

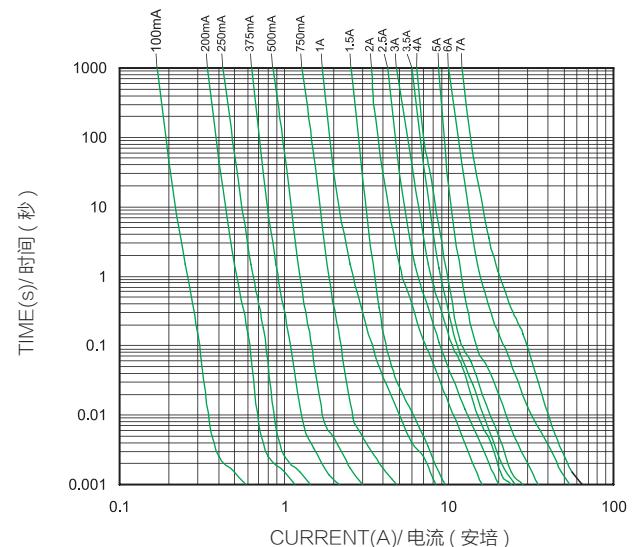
### BOX SIZE/ 包装盒尺寸:



Unit 单位: mm

### 12F AVERAGE I-T CHARACTERISTICS CURVE (FOR REFERENCE ONLY)

### 12F 平均 I-T 曲线图 (仅供参考)



### TECHNICAL PARAMETERS/ 技术参数:

CATALOG NO. 目录编号	CURRENT RATING 额定电流	SAFETY APPROVALS 安全认证					
		UR			cUR		
		L1	L2	L3	L1	L2	L3
12F-0100L	100mA		●	●		●	●
12F-0125L	125mA		●	●		●	●
12F-0150L	150mA		●	●		●	●
12F-0200L	200mA		●	●		●	●
12F-0250L	250mA		●	●		●	●
12F-0315L	315mA		●	●		●	●
12F-0375L	375mA		●	●		●	●
12F-0400L	400mA			●			●
12F-0500L	500mA			●			●
12F-0630L	630mA			●			●
12F-0750L	750mA			●			●
12F-0800L	800mA			●			●
12F-010L	1A			●			●
12F-013L	1.25A			●			●
12F-015L	1.5A			●			●
12F-016L	1.6A			●			●
12F-020L	2A			●			●
12F-025L	2.5A			●			●
12F-030L	3A			●			●
12F-032L	3.15A		●	●		●	●
12F-035L	3.5A		●	●		●	●
12F-040L	4A		●	●		●	●
12F-050L	5A		●	●		●	●
12F-063L	6.3A		●	●		●	●
12F-070L	7A		●	●		●	●

● DENOTES FOR APPROVED

● 表示已取得安全认证

L1 DENOTES FOR 24V (L1 代表 24V)

L2 DENOTES FOR 63V (L2 代表 32V)

L3 DENOTES FOR 63V (L3 代表 63V)

### ELECTRICAL CHARACTERISTICS/ 电气特性:

% of CURRENT RATING 额定电流的 %	BLOWING TIME 熔断时间	
100%	4 hours Min.	最快 4 小时
250%	10 seconds Max.	最慢 10 秒 (100mA-5A)
350%	1 second Max.	最慢 1 秒 (6A-7A)

Standards/ 标准: UL 248-1, UL 248-14

Operating Temperature/ 工作温度: -55°C ~90°C

Storing Temperature/ 储存温度: -55°C ~85°C

Resistance to soldering heat/ 耐焊接热性: 260°C, 10s Max.

Solderability/ 可焊性: 235°C ±5°C, 3.5s+0.5/-0s





Your Power Safeguard™  
您的电路安全卫士



TECHNICAL PARAMETERS/ 技术参数:

CATALOG NO. 目录编号	CURRENT RATING 额定电流	SAFETY APPROVALS 安全认证					
		UR			cUR		
		L1	L2	L3	L1	L2	L3
12T-0500L	500mA			●			●
12T-0630L	630mA			●			●
12T-0750L	750mA			●			●
12T-0800L	800mA			●			●
12T-010L	1A			●			●
12T-013L	1.25A			●			●
12T-015L	1.5A			●			●
12T-016L	1.6A			●			●
12T-020L	2A			●			●
12T-025L	2.5A			●			●
12T-030L	3A			●			●
12T-032L	3.15A	●	●		●	●	
12T-035L	3.5A	●	●		●	●	
12T-040L	4A	●	●		●	●	
12T-050L	5A	●	●		●	●	
12T-063L	6.3A	●	●		●	●	
12T-070L	7A	●	●		●	●	

● DENOTES FOR APPROVED ● 表示已取得安全认证  
L1 DENOTES FOR 24V (L1 代表 24V) L2 DENOTES FOR 63V (L2 代表 32V)  
L3 DENOTES FOR 63V (L3 代表 63V)

ELECTRICAL CHARACTERISTICS/ 电气特性:

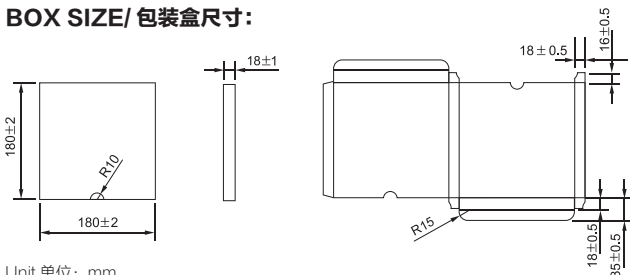
% of CURRENT RATING 额定电流的 %	BLOWING TIME 熔断时间	
100%	4 hours Min.	最快 4 小时
200%	1-120 seconds	1-120 秒
300%	0.05-3.00 seconds	0.05-3.00 秒
800%	0.0015-0.05 seconds	0.0015-0.05 秒

PACKING/ 包装:

5,000 PIECES TAPED AND REELED IN ONE BOX

每卷 5,000 只保险丝, 装入一个包装盒

BOX SIZE/ 包装盒尺寸:



Unit 单位: mm



1206, RoHS Compliant & Pb-Free  
SURFACE MOUNT CHIP FUSE (SLOW-BLOW)  
表面贴装片式保险丝 (慢断型)

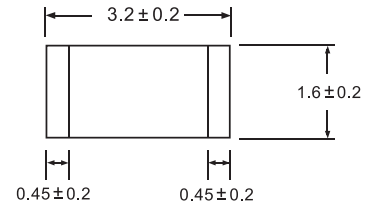
INTERRUPTING CAPACITY / 分断能力:

50A 63V AC (500mA-3A) 35A 24V AC (3.15A-7A)  
50A 63V DC (500mA-3A) 50A 32V DC (3.15A-7A)

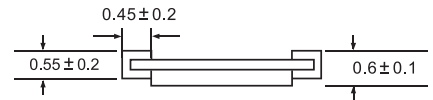
Dimensions/ 尺寸

Unit 单位: mm

TOP VIEW/ 上面:



SIDE VIEW/ 侧面:



Standards/ 标准: UL 248-1, UL 248-14

Operating Temperature/ 工作温度: -55°C ~90°C

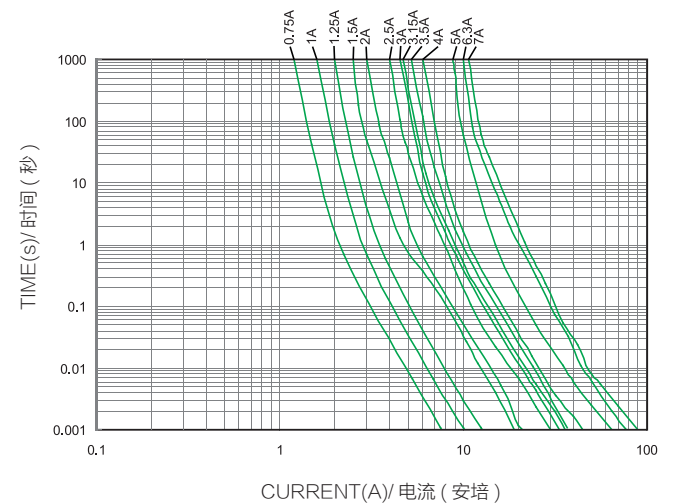
Storing Temperature/ 储存温度: -55°C ~85°C


Resistance to soldering heat/ 耐焊接热性: 260°C, 10s Max.

Solderability/ 可焊性: 235°C ± 5°C, 3.5s±0.5/-0s

12T AVERAGE I-T CHARACTERISTICS CURVE  
(FOR REFERENCE ONLY)

12T 平均 I-T 曲线图 (仅供参考)





$\Phi 8 \times 8.5 \text{mm}$ , RoHS Compliant & Pb-Free  
**RADIAL LEAD MICROFUSE (QUICK-ACTING)**  
 径向引线式保险丝管 (速断型)

PATENT NO. 专利号 : ZL 200620053742.1

**INTERRUPTING CAPACITY / 分断能力:**

CCC / CQC / SEMKO / VDE / UR / BSI:  
 35A OR 10In 250V AC WHICHEVER IS GREATER  
 PSE: 100A 250V AC

**TECHNICAL PARAMETERS/ 技术参数:**

CATALOG NO. 目录编号	CURRENT RATING 额定电流	Max. VOLTAGE DROP (mv) 最大电压降	SAFETY APPROVALS 安全认证						REFERENCE (A <sup>2</sup> .Sec.) (RoHS) I <sup>2</sup> T参考值
			CCC	CQC	SEMKO	VDE	cURus	PSE	
5RF-0315H	315mA	400	●	●	●	●	●	0.02301	
5RF-0400H	400mA	370	●	●	●	●	●	0.03848	
5RF-0500H	500mA	350	●	●	●	●	●	0.06059	
5RF-0630H	630mA	320	●	●	●	●	●	0.08831	
5RF-0800H	800mA	300	●	●	●	●	●	0.1947	
5RF-010H	1A	280	●	●	●	●	●	0.3133	
5RF-013H	1.25A	280	●	●	●	●	●	0.5169	
5RF-016H	1.6A	250	●	●	●	●	●	0.9379	
5RF-020H	2A	240	●	●	●	●	●	1.542	
5RF-025H	2.5A	200	●	●	●	●	●	2.555	
5RF-032H	3.15A	180	●	●	●	●	●	2.085	
5RF-040H	4A	160	●	●	●	●	●	2.816	
5RF-050H	5A	150	●	●	●	●	●	5.473	
5RF-063H	6.3A	150	●	●	●	●	●	10.31	

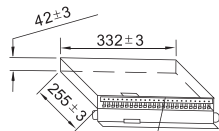
● DENOTES FOR APPROVED      ● 表示已取得安全认证  
 H DENOTES FOR 250V            H 代表 250V

**ELECTRICAL CHARACTERISTICS/ 电气特性:**

RATING 额定		BLOWING TIME 熔断时间
2.1In	Max. 最慢	30 minutes
2.75In	Min. 最快	10ms
	Max. 最慢	3 seconds
4In	Min. 最快	3ms
	Max. 最慢	300ms
10In	Max. 最慢	20ms

**PACKING/ 包装:**

1. INNER BOX/ 内盒 : AMMO PACK



Unit 单位: mm

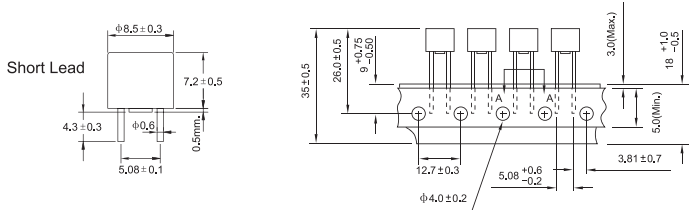
1,000 pcs taped in one inner box  
1,000 pcs / 内盒

2. OUTER CARTON/ 外箱 : 10 INNER BOXES / CARTON  
 CARTON SIZE / 尺寸: L470x W355 x H285(mm)

**Dimensions/ 尺寸:**  
**5RF-XXXHL**

**TAPING SPECIFICATIONS / 编带规格 :5RF-XXXH**

MATERIALS: THERMOPLASTIC, UL94-V0  
 主体材料: 阻燃塑料, UL94-V0



Standards/ 标准: IEC 60127, GB 9364

Operating Temperature/ 工作温度: -55°C ~125°C

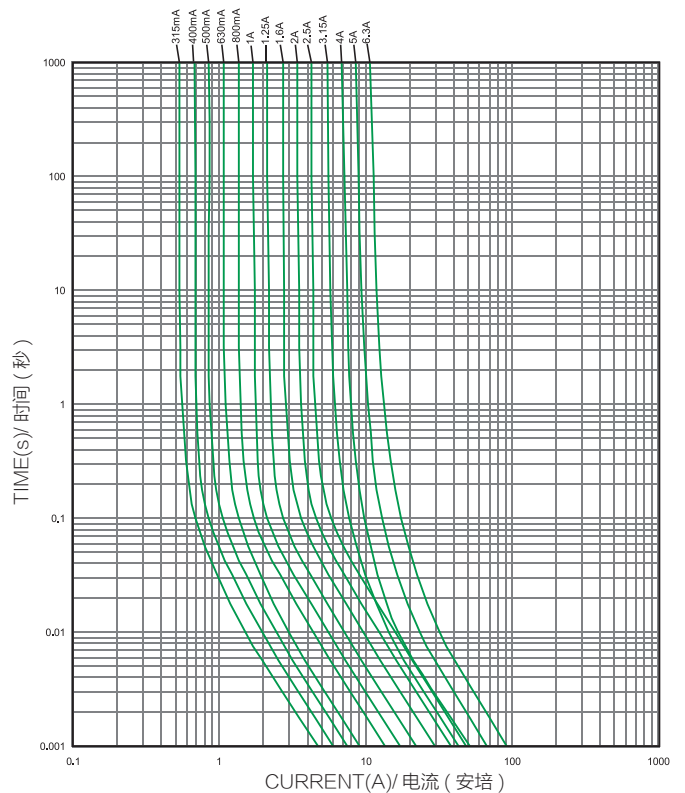
Storing Temperature/ 储存温度: -55°C ~85°C

Resistance to soldering heat/ 耐焊接热性: 260°C, 10s Max.

Solderability/ 可焊性: 245°C ±5°C, 5s ±0.5s


**5RF AVERAGE I-T CHARACTERISTICS CURVE (FOR REFERENCE ONLY)**

**5RF 平均 I-T 曲线图 (仅供参考)**





Your Power Safeguard™  
您的电路安全卫士



Φ8x8.5mm, RoHS Compliant & Pb-Free  
**RADIAL LEAD MICROFUSE (TIME-LAG)**  
径向引线式保险丝管 (慢断型)

PATENT NO. 专利号 :ZL 200620053742.1

**INTERRUPTING CAPACITY / 分断能力:**

CCC / CQC / SEMKO / VDE / UR / BSI / KTL:

35A OR 10In 250V AC WHICHEVER IS GREATER

PSE: 100A 250V AC, cURus: 50A 300V AC, 50A 125V DC

**TECHNICAL PARAMETERS/ 技术参数:**

CATALOG NO. 目录编号	CURRENT RATING 额定电流	Max. VOLTAGE DROP (mv) 最大电压降	SAFETY APPROVALS 安全认证										REFERENCE (A°.Sec.) (RoHS) I°T 参考值
			CCC	CQC	SEMKO	VDE	cURus		BSI	PSE	KC		
			H	H	H	H	H	L	H	H	H		
5RT-0100H./H/L	100mA	350	•	•	•	•	•	•	•	•	•	•	0.02623
5RT-0125H./H/L	125mA	300	•	•	•	•	•	•	•	•	•	•	0.04499
5RT-0160H./H/L	160mA	280	•	•	•	•	•	•	•	•	•	•	0.08755
5RT-0200H./H/L	200mA	260	•	•	•	•	•	•	•	•	•	•	0.1181
5RT-0250H./H/L	250mA	240	•	•	•	•	•	•	•	•	•	•	0.2030
5RT-0315H./H/L	315mA	220	•	•	•	•	•	•	•	•	•	•	0.3597
5RT-0400H./H/L	400mA	200	•	•	•	•	•	•	•	•	•	•	0.6893
5RT-0500H./H/L	500mA	190	•	•	•	•	•	•	•	•	•	•	1.232
5RT-0630H./H/L	630mA	180	•	•	•	•	•	•	•	•	•	•	2.185
5RT-0800H./H/L	800mA	160	•	•	•	•	•	•	•	•	•	•	2.987
5RT-010H./H/L	1A	140	•	•	•	•	•	•	•	•	•	•	6.319
5RT-013H./H/L	1.25A	130	•	•	•	•	•	•	•	•	•	•	12.23
5RT-016H./H/L	1.6A	120	•	•	•	•	•	•	•	•	•	•	22.03
5RT-020H./H/L	2A	100	•	•	•	•	•	•	•	•	•	•	43.08
5RT-025H./H/L	2.5A	100	•	•	•	•	•	•	•	•	•	•	50.05
5RT-032H./H/L	3.15A	100	•	•	•	•	•	•	•	•	•	•	73.53
5RT-040H./H/L	4A	100	•	•	•	•	•	•	•	•	•	•	88.16
5RT-050H./H/L	5A	100	•	•	•	•	•	•	•	•	•	•	152.0
5RT-063H./H/L	6.3A	100	•	•	•	•	•	•	•	•	•	•	255.7

• DENOTES FOR APPROVED

• 表示已取得安全认证

H<sub>1</sub> DENOTES FOR 300V (H<sub>1</sub> 代表 300V)

H DENOTES FOR 250V (H 代表 250V)

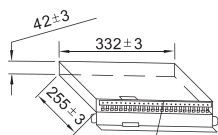
L DENOTES FOR 125V (L 代表 125V)

**ELECTRICAL CHARACTERISTICS/ 电气特性:**

RATING 额定		BLOWING TIME 熔断时间
2.1In	Max. 最慢	2 minutes
2.75In	Min. 最快	400 ms
	Max. 最慢	10 seconds
4In	Min. 最快	150 ms
	Max. 最慢	3 seconds
10In	Min. 最快	20 ms
	Max. 最慢	150 ms

**PACKING/ 包装:**

1. INNER BOX/ 内盒 : AMMO PACK



Unit 单位: mm

1,000 pcs taped in one inner box  
1,000 pcs / 内盒

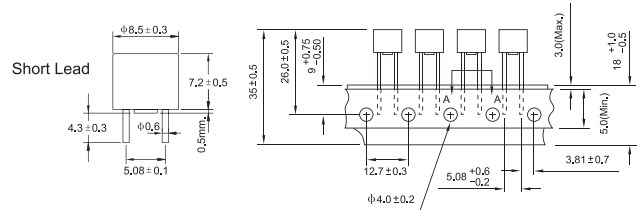
2. OUTER CARTON/ 外箱 : 10 INNER BOXES / CARTON

CARTON SIZE / 尺寸: L470x W355 x H285(mm)

**Dimensions/ 尺寸:**  
**5RT-XXXHL**

TAPING SPECIFICATIONS /  
编带规格 :5RT-XXXH

MATERIALS: THERMOPLASTIC, UL94-V0  
主体材料: 阻燃塑料, UL94-V0



Standards/ 标准: IEC 60127, GB 9364

Operating Temperature/ 工作温度: -55°C ~125°C

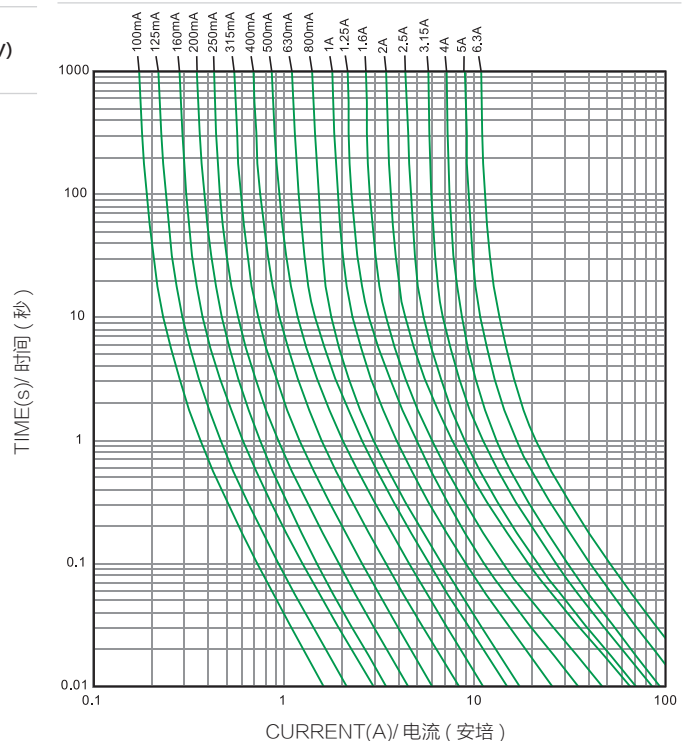
Storing Temperature/ 储存温度: -55°C ~85°C


Resistance to soldering heat/ 耐焊接热性: 260°C, 10s Max.

Solderability/ 可焊性: 245°C ± 5°C, 5s ± 0.5s

**5RT AVERAGE I-T CHARACTERISTICS CURVE  
(FOR REFERENCE ONLY)**

**5RT 平均 I-T 曲线图 (仅供参考)**





8x8.5mm, RoHS Compliant & Pb-Free  
**RADIAL LEAD MICROFUSE (QUICK-ACTING)**  
径向引线式保险丝管 (速断型)

PATENT NO. 专利号 : ZL 200620053742.1

**INTERRUPTING CAPACITY / 分断能力:**

CCC / CQC / SEMKO / VDE / UR / BSI:

35A OR 10In 250V AC WHICHEVER IS GREATER

PSE: 100A 250V AC

**TECHNICAL PARAMETERS/ 技术参数:**

CATALOG NO. 目录编号	CURRENT RATING 额定电流	Max. VOLTAGE DROP (mv) 最大电压降	SAFETY APPROVALS 安全认证					REFERENCE (A²·Sec.) (RoHS) I²t 参考值
			CQC	SEMKO	VDE	cURus	PSE	
5EF-0315H	315mA	400	●	●	●	●	0.02301	
5EF-0400H	400mA	370	●	●	●	●	0.03848	
5EF-0500H	500mA	350	●	●	●	●	0.06059	
5EF-0630H	630mA	320	●	●	●	●	0.08831	
5EF-0800H	800mA	300	●	●	●	●	0.1947	
5EF-010H	1A	280	●	●	●	●	0.3133	
5EF-013H	1.25A	280	●	●	●	●	0.5169	
5EF-016H	1.6A	250	●	●	●	●	0.9379	
5EF-020H	2A	240	●	●	●	●	1.542	
5EF-025H	2.5A	200	●	●	●	●	2.555	
5EF-032H	3.15A	180	●	●	●	●	2.085	
5EF-040H	4A	160	●	●	●	●	2.816	
5EF-050H	5A	150	●	●	●	●	5.473	
5EF-063H	6.3A	150	●	●	●	●	10.31	

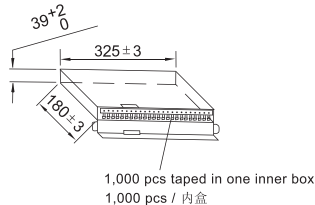
● DENOTES FOR APPROVED    ● 表示已取得安全认证  
H DENOTES FOR 250V        H 代表 250V

**ELECTRICAL CHARACTERISTICS/ 电气特性:**

RATING 额定		BLOWING TIME 熔断时间
2.1In	Max. 最慢	30 minutes
	Min. 最快	10 ms
2.75In	Max. 最慢	3 seconds
	Min. 最快	3 ms
4In	Max. 最慢	300 ms
	Min. 最快	20 ms

**PACKING/ 包装:**

1. INNER BOX/ 内盒 : AMMO PACK



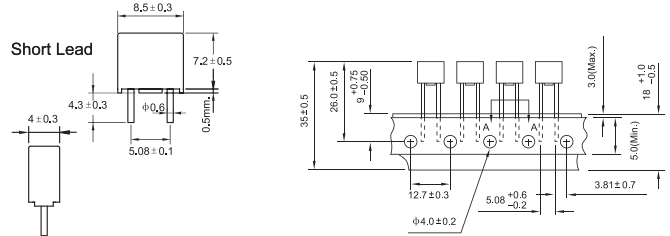
Unit 单位: mm

2. OUTER CARTON/ 外箱 : 10 INNER BOXES / CARTON  
CARTON SIZE / 尺寸: L440x W348 x H205(mm)

**Dimensions/ 尺寸:**  
**5EF-XXXHL**

**TAPING SPECIFICATIONS / 编带规格 :5EF-XXXH**

MATERIAL: THERMOPLASTIC, UL94-V0  
主体材料: 阻燃塑料, UL94-V0



Standards/ 标准: IEC 60127, GB 9364

Operating Temperature/ 工作温度: -55°C ~125°C

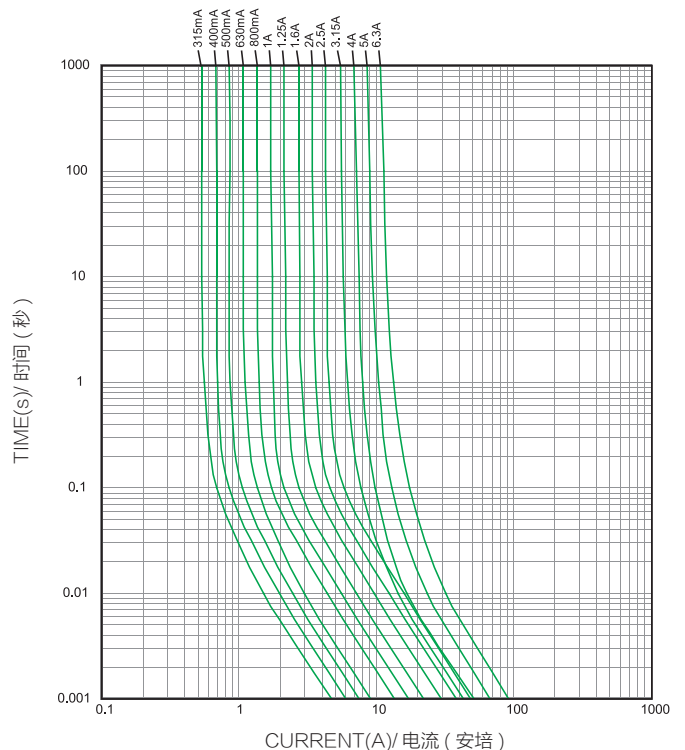
Storing Temperature/ 储存温度: -55°C ~85°C

Resistance to soldering heat/ 耐焊接热性: 260°C, 10s Max.

Solderability/ 可焊性: 245°C ±5°C, 5s ±0.5s


**5EF AVERAGE I-T CHARACTERISTICS CURVE (FOR REFERENCE ONLY)**

**5EF 平均 I-T 曲线图 (仅供参考)**





Your Power Safeguard™  
您的电路安全卫士



## Φ8x8.5mm, RoHS Compliant & Pb-Free RADIAL LEAD MICROFUSE (TIME-LAG) 径向引线式保险丝管 (慢断型)

PATENT NO. 专利号 :ZL 200620053742.1

### TECHNICAL PARAMETERS/ 技术参数 :

CATALOG NO. 目录编号	CURRENT RATING 额定电流	Max. VOLTAGE DROPP (mv) 最大电降压	SAFETY APPROVALS 安全认证										REFERENCE (A <sup>2</sup> .Sec.) (RoHS) I <sup>2</sup> T 参考值			
			CQC	SEMKO	VDE	dRus	BSI	PSE	KC	TUV	H <sub>1</sub>	H		H	H	H
5ET-0100H <sub>1</sub> /H/L	100mA	350	●	●	●	●	●	●	●	●	●	●	●	●	●	0.02623
5ET-0125H <sub>1</sub> /H/L	125mA	300	●	●	●	●	●	●	●	●	●	●	●	●	●	0.04499
5ET-0160H <sub>1</sub> /H/L	160mA	280	●	●	●	●	●	●	●	●	●	●	●	●	●	0.08755
5ET-0200H <sub>1</sub> /H/L	200mA	260	●	●	●	●	●	●	●	●	●	●	●	●	●	0.1181
5ET-0250H <sub>1</sub> /H/L	250mA	240	●	●	●	●	●	●	●	●	●	●	●	●	●	0.2030
5ET-0315H <sub>1</sub> /H/L	315mA	220	●	●	●	●	●	●	●	●	●	●	●	●	●	0.3597
5ET-0400H <sub>1</sub> /H/L	400mA	200	●	●	●	●	●	●	●	●	●	●	●	●	●	0.6893
5ET-0500H <sub>1</sub> /H/L	500mA	190	●	●	●	●	●	●	●	●	●	●	●	●	●	1.232
5ET-0630H <sub>1</sub> /H/L	630mA	180	●	●	●	●	●	●	●	●	●	●	●	●	●	2.185
5ET-0800H <sub>1</sub> /H/L	800mA	160	●	●	●	●	●	●	●	●	●	●	●	●	●	2.987
5ET-010H <sub>1</sub> /H/L	1A	140	●	●	●	●	●	●	●	●	●	●	●	●	●	6.619
5ET-013H <sub>1</sub> /H/L	1.25A	130	●	●	●	●	●	●	●	●	●	●	●	●	●	12.23
5ET-016H <sub>1</sub> /H/L	1.6A	120	●	●	●	●	●	●	●	●	●	●	●	●	●	22.03
5ET-020H <sub>1</sub> /H/L	2A	100	●	●	●	●	●	●	●	●	●	●	●	●	●	43.08
5ET-025H <sub>1</sub> /H/L	2.5A	100	●	●	●	●	●	●	●	●	●	●	●	●	●	50.05
5ET-032H <sub>1</sub> /H/L	3.15A	100	●	●	●	●	●	●	●	●	●	●	●	●	●	73.53
5ET-040H <sub>1</sub> /H/L	4A	100	●	●	●	●	●	●	●	●	●	●	●	●	●	88.16
5ET-050H <sub>1</sub> /H/L	5A	100	●	●	●	●	●	●	●	●	●	●	●	●	●	152.0
5ET-063H <sub>1</sub> /H/L	6.3A	100	●	●	●	●	●	●	●	●	●	●	●	●	●	255.7
5ET-080H <sub>1</sub> /H/L	8A	100	●	●	●	●	●	●	●	●	●	●	●	●	●	305.7
5ET-100H <sub>1</sub> /H/L	10A	100	●	●	●	●	●	●	●	●	●	●	●	●	●	439.2

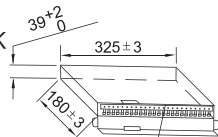
● DENOTES FOR APPROVED ● 表示已取得安全认证  
H<sub>1</sub> DENOTES FOR 300V (H<sub>1</sub> 代表 300V) H DENOTES FOR 250V (H 代表 250V)  
L DENOTES FOR 125V (L 代表 125V)

### ELECTRICAL CHARACTERISTICS/ 电气特性 :

RATING 额定	BLOWING TIME 熔断时间
2.1In	Max. 最慢 2 minutes
2.75In	Min. 最快 400 ms
	Max. 最慢 10 seconds
4In	Min. 最快 150 ms
	Max. 最慢 3 seconds
10In	Min. 最快 20 ms
	Max. 最慢 150 ms

### PACKING/ 包装:

1. INNER BOX/ 内盒 : AMMO PACK



Unit 单位: mm

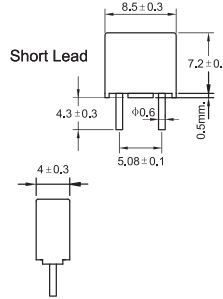
1,000 pcs taped in one inner box  
1,000 pcs / 内盒

2. OUTER CARTON/ 外箱 : 10 INNER BOXES / CARTON  
CARTON SIZE / 尺寸: L440x W348 x H205(mm)

### INTERRUPTING CAPACITY / 分断能力:

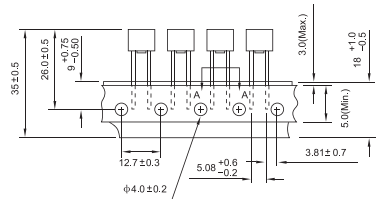
CQC / SEMKO / VDE / BSI / KTL:  
35A OR 10In 250V AC WHICHEVER IS GREATER  
VDE: 35A OR 10In 300V AC WHICHEVER IS GREATER(1A-6.3A)  
CQC: 35A OR 10In 300V AC WHICHEVER IS GREATER (100mA-6.3A)  
PSE: 100A 250V AC  
cURus: 50A 300V AC, 50A 125V DC, 130A 250V AC (0.315A-10A)  
TÜV: 130A 250V AC (315mA-10A)

### Dimensions/ 尺寸 : 5ET-XXXHL



### TAPING SPECIFICATIONS / 编带规格 :5ET-XXXH

MATERIALS: THERMOPLASTIC, UL94-V0  
主体材料: 阻燃塑料, UL94-V0



Standards/ 标准: IEC 60127, GB 9364

Operating Temperature/ 工作温度: -55°C ~125°C

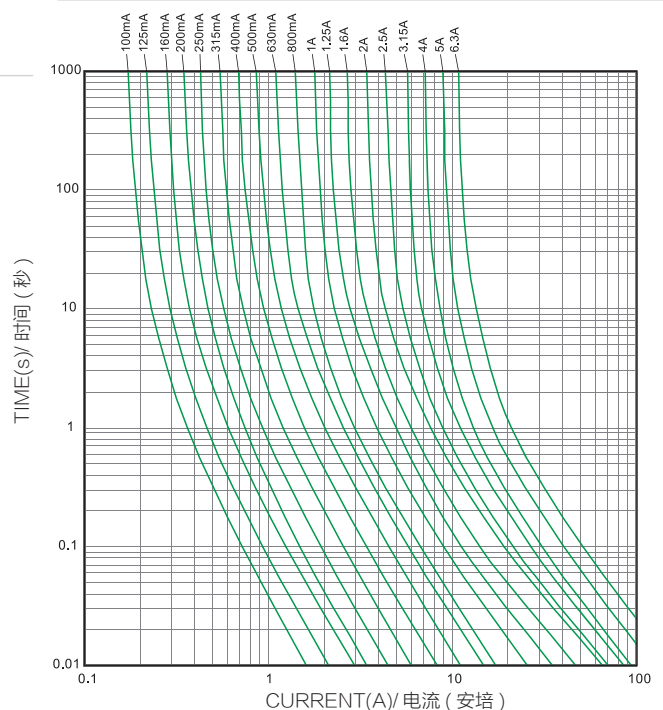
Storing Temperature/ 储存温度: -55°C ~85°C

Resistance to soldering heat/ 耐焊接热性: 260°C, 10s Max.

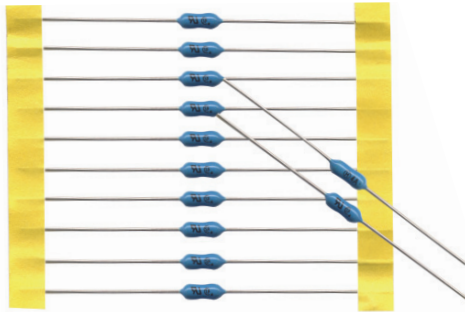
Solderability/ 可焊性: 245°C ± 5°C, 5s ± 0.5s

### 5ET AVERAGE I-T CHARACTERISTICS CURVE (FOR REFERENCE ONLY)

5ET 平均 I-T 曲线图 (仅供参考)





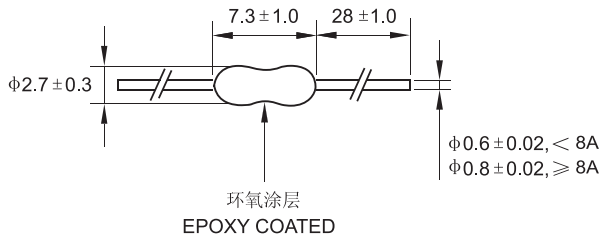


## Φ2.4x7mm, RoHS Compliant & Pb-Free MICROFUSE (VERY QUICK-ACTING) 微型保险丝管 (特快熔断型)

### INTERRUPTING CAPACITY / 分断能力:

- 50 amperes at 125V AC (100mA-3A), 50 amperes at 250V AC (375mA-3A)
- 30 amperes at 125V AC (3.15A-10A)
- 30 amperes at 250V AC (100mA-350mA, 3.15A-10A)
- 30 amperes at 72V AC (12A-15A), 50 amperes at 60V DC (20A)
- 100 amperes at 125V AC (1A-5A) PSE, 50 amperes at 125V DC (250mA-5A) CCC
- 50 amperes at 125V DC (100mA-3A) UL/cUL, 50 amperes at 125V DC (3.15A-10A) UR/cUR

### Dimensions / 尺寸:



### TECHNICAL PARAMETERS/ 技术参数:

CATALOG NO. 目录编号	CURRENT RATING 额定电流	SAFETY APPROVALS 安全认证					REFERENCE (A <sup>2</sup> .Sec.) (RoHS) I <sup>2</sup> T 参考值
		CCC		UL(cUL)		UR(cUR)	
		L	H	L	H	L	
20N-0100H/L							
20N-0125H/L	125mA		•	•	•	•	0.0009489
20N-0160H/L	160mA		•	•	•	•	0.002313
20N-0200H/L	200mA		•	•	•	•	0.002719
20N-0250H/L	250mA	•	•	•	•	•	0.005643
20N-0300H/L	300mA		•	•	•	•	0.008507
20N-0315H/L	315mA	•	•	•	•	•	0.009699
20N-0375H/L	375mA		•	•	•	•	0.01937
20N-0400H/L	400mA	•	•	•	•	•	0.01841
20N-0500H/L	500mA	•	•	•	•	•	0.03792
20N-0600H/L	600mA	•	•	•	•	•	0.03965
20N-0630H/L	630mA	•	•	•	•	•	0.04021
20N-0700H/L	700mA		•	•	•	•	0.07328
20N-0750H/L	750mA		•	•	•	•	0.08122
20N-0800H/L	800mA	•	•	•	•	•	0.1002
20N-010H/L	1A	•	•	•	•	•	0.4457
20N-012H/L	1.2A		•	•	•	•	0.2627
20N-013H/L	1.25A	•	•	•	•	•	0.3341
20N-015H/L	1.5A	•	•	•	•	•	0.5409
20N-016H/L	1.6A	•	•	•	•	•	0.5568
20N-020H/L	2A	•	•	•	•	•	1.038
20N-023H/L	2.25A	•	•	•	•	•	1.076
20N-025H/L	2.5A	•	•	•	•	•	1.899
20N-030H/L	3A	•	•	•	•	•	2.851
20N-032H/L	3.15A	•		•	•	•	2.049
20N-035H/L	3.5A		•	•	•	•	2.704
20N-040H/L	4A	•	•	•	•	•	3.666
20N-050H/L	5A	•	•	•	•	•	6.102
20N-060H/L	6A		•	•	•	•	6.802
20N-063H/L	6.3A		•	•	•	•	8.075
20N-070H/L	7A		•	•	•	•	10.18
20N-080H/L	8A		•	•	•	•	16.21
20N-090H/L	9A		•	•	•	•	18.77
20N-100H/L	10A		•	•	•	•	25.54
20N-120H/L	12A			•	•	•	50.89
20N-150H/L	15A			•	•	•	68.28
20N-200H/L	20A			•	•	•	147.1

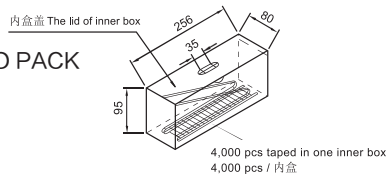
● DENOTES FOR APPROVED ● 表示已取得安全认证  
H DENOTES FOR 250V (H 代表 250V), L DENOTES FOR 125V (L 代表 125V 100mA-10A)  
L DENOTES FOR 72V (L 代表 72V 12A-15A), L DENOTES FOR 60V (L 代表 60V 20A)

### ELECTRICAL CHARACTERISTICS/ 电气特性:

% of CURRENT RATING 额定电流的 %	BLOWING TIME 熔断时间
100%	4 hours Min. 最快 4 小时
200%	20 seconds Max. 最慢 20 秒

### PACKING/ 包装:

1. INNER BOX/ 内盒: AMMO PACK

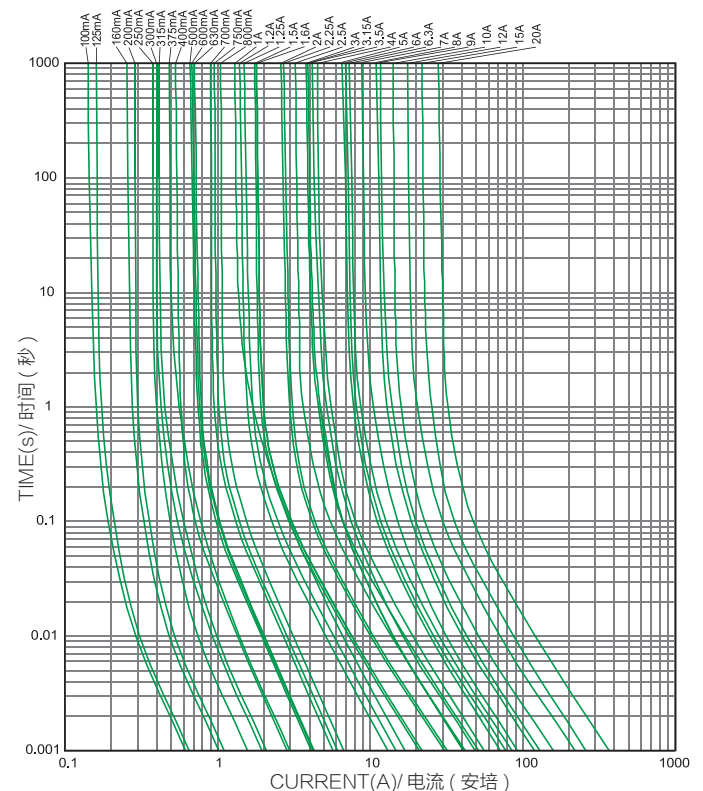


Unit 单位: mm

2. OUTER CARTON/ 外箱: 10 INNER BOXES / CARTON  
CARTON SIZE / 尺寸: L440x W270 x H230(mm)


Standards/ 标准: UL 248-1, UL 248-14  
Operating Temperature/ 工作温度: -55°C ~125°C  
Storing Temperature/ 储存温度: -55°C ~85°C  
Resistance to soldering heat/ 耐焊接热性: 260°C, 10s Max.  
Solderability/ 可焊性: 245°C ± 5°C, 5s ± 0.5s

### 20N AVERAGE I-T CHARACTERISTICS CURVE (FOR REFERENCE ONLY) 20N 平均 I-T 曲线图 (仅供参考)





Your Power Safeguard™  
您的电路安全卫士



Φ2.4x7mm, RoHS Compliant & Pb-Free  
**MICROFUSE (MEDIUM SLOW-BLOW)**  
微型保险丝管 (中等慢断型)

**INTERRUPTING CAPACITY / 分断能力:**  
50 amperes at 125V/250V AC (200mA-10A)  
100 amperes at 125V AC (1A-5A) PSE

**TECHNICAL PARAMETERS/ 技术参数:**

CATALOG NO. 目录编号	CURRENT RATING 额定电流	SAFETY APPROVALS 安全认证						REFERENCE (A <sup>2</sup> .Sec.) (RoHS) I <sup>2</sup> T 参考值
		CCC		CQC		UL(cUL)		
		H	H	H	L	H	L	
20S-0200H/L	200mA	•	•	•	•	•	0.01230	
20S-0250H/L	250mA	•	•	•	•	•	0.02431	
20S-0300H/L	300mA	•	•	•	•	•	0.03270	
20S-0315H/L	315mA	•	•	•	•	•	0.03671	
20S-0350H/L	350mA	•	•	•	•	•	0.04738	
20S-0375H/L	375mA	•	•	•	•	•	0.06790	
20S-0400H/L	400mA	•	•	•	•	•	0.08190	
20S-0500H/L	500mA	•	•	•	•	•	0.1543	
20S-0600H/L	600mA	•	•	•	•	•	0.1591	
20S-0630H/L	630mA	•	•	•	•	•	0.2808	
20S-0700H/L	700mA	•	•	•	•	•	0.3874	
20S-0750H/L	750mA	•	•	•	•	•	0.4989	
20S-0800H/L	800mA	•	•	•	•	•	0.6133	
20S-010H/L	1A	•	•	•	•	•	0.9903	
20S-012H/L	1.2A	•	•	•	•	•	1.435	
20S-013H/L	1.25A	•	•	•	•	•	1.749	
20S-015H/L	1.5A	•	•	•	•	•	2.002	
20S-016H/L	1.6A	•	•	•	•	•	2.374	
20S-020H/L	2A	•	•	•	•	•	4.334	
20S-023H/L	2.25A	•	•	•	•	•	6.002	
20S-025H/L	2.5A	•	•	•	•	•	7.569	
20S-030H/L	3A	•	•	•	•	•	11.64	
20S-032H/L	3.15A	•	•	•	•	•	12.20	
20S-035H/L	3.5A	•	•	•	•	•	15.72	
20S-040H/L	4A	•	•	•	•	•	20.88	
20S-050H/L	5A	•	•	•	•	•	42.76	
20S-060H/L	6A	•	•	•	•	•	58.61	
20S-063H/L	6.3A	•	•	•	•	•	67.99	
20S-070H/L	7A	•	•	•	•	•	92.44	
20S-080H/L	8A	•	•	•	•	•	74.48	
20S-090H/L	9A	•	•	•	•	•	93.07	
20S-100H/L	10A	•	•	•	•	•	153.6	

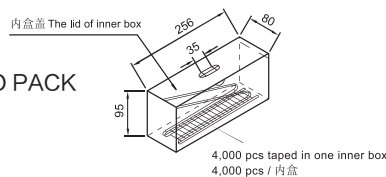
• DENOTES FOR APPROVED      • 表示已取得安全认证  
H DENOTES FOR 250V (H 代表 250V), L DENOTES FOR 125V (L 代表 125V)

**ELECTRICAL CHARACTERISTICS/ 电气特性:**

% of CURRENT RATING 额定电流的 %	BLOWING TIME 熔断时间
100%	4 hours Min.      最快 4 小时
200%	60 seconds Max.      最慢 60 秒

**PACKING/ 包装:**

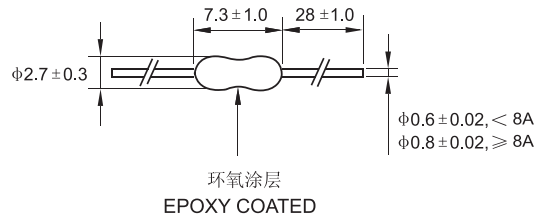
1. INNER BOX/ 内盒: AMMO PACK



Unit 单位: mm

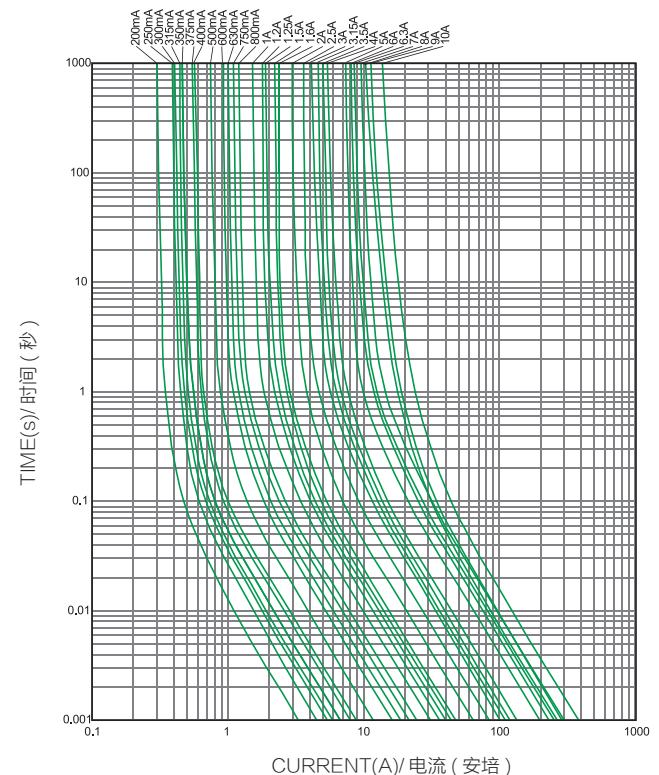
2. OUTER CARTON/ 外箱: 10 INNER BOXES / CARTON  
CARTON SIZE / 尺寸: L440x W270 x H230(mm)


**Dimensions/ 尺寸:**



Standards/ 标准: UL 248-1, UL 248-14  
Operating Temperature/ 工作温度: -55°C ~ 125°C  
Storing Temperature/ 储存温度: -55°C ~ 85°C  
Resistance to soldering heat/ 耐焊接热性: 260°C, 10s Max.  
Solderability/ 可焊性: 245°C ± 5°C, 5s ± 0.5s

**20S AVERAGE I-T CHARACTERISTICS CURVE  
(FOR REFERENCE ONLY)  
20S 平均 I-T 曲线图 (仅供参考)**





Φ2.4x7mm, RoHS Compliant & Pb-Free  
**MICROFUSE (SLOW-BLOW)**  
微型保险丝管 (慢断型)

**INTERRUPTING CAPACITY / 分断能力:**

30 amperes at 125V AC (100mA-7A)  
30 amperes at 250V AC (100mA-7A)  
100 amperes at 125V AC (1A-5A) PSE

**TECHNICAL PARAMETERS/ 技术参数:**

CATALOG NO. 目录编号	CURRENT RATING 额定电流	SAFETY APPROVALS 安全认证						REFERENCE (A <sup>2</sup> .Sec.) (RoHS) I <sup>2</sup> T 参考值
		CCC	CQC	UR(cUR)		CSA		
		H	H	H	L	H	L	L
20T-0375H/L	375mA			●	●	●	●	0.1614
20T-0400H/L	400mA			●	●	●	●	0.1713
20T-0500H/L	500mA	●		●	●	●	●	0.3374
20T-0600H/L	600mA			●	●	●	●	0.4662
20T-0630H/L	630mA	●		●	●	●	●	0.4890
20T-0750H/L	750mA			●	●	●	●	0.7074
20T-0800H/L	800mA	●		●	●	●	●	0.8908
20T-010H/L	1A	●		●	●	●	●	1.916
20T-012H/L	1.2A			●	●	●	●	2.061
20T-013H/L	1.25A	●		●	●	●	●	2.139
20T-015H/L	1.5A			●	●	●	●	3.982
20T-016H/L	1.6A	●		●	●	●	●	4.191
20T-020H/L	2A	●		●	●	●	●	7.803
20T-025H/L	2.5A	●		●	●	●	●	11.95
20T-030H/L	3A			●	●	●	●	14.11
20T-032H/L	3.15A	●		●	●	●	●	18.62
20T-035H/L	3.5A			●	●	●	●	20.89
20T-040H/L	4A	●		●	●	●	●	31.89
20T-050H/L	5A		●	●	●	●	●	39.51
20T-060H/L	6A			●	●	●	●	65.06
20T-063H/L	6.3A	●		●	●	●	●	68.31
20T-070H/L	7A			●	●	●	●	72.91

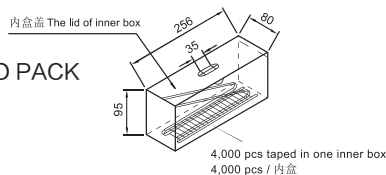
● DENOTES FOR APPROVED      ● 表示已取得安全认证  
H DENOTES FOR 250V (H 代表 250V)      L DENOTES FOR 125V (L 代表 125V)

**ELECTRICAL CHARACTERISTICS/ 电气特性:**

% of CURRENT RATING 额定电流的 %	BLOWING TIME 熔断时间	
100%	4 hours Min.	最快 4 小时
200%	1-60 seconds	1-60 秒
300%	0.2-3 seconds	0.2-3 秒
800%	0.02-0.1 second	0.02-0.1 秒

**PACKING/ 包装:**

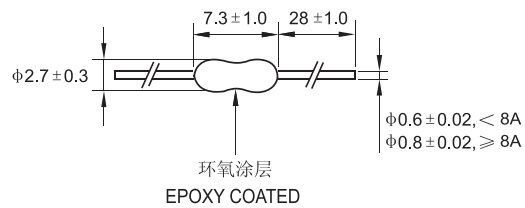
1. INNER BOX/ 内盒: AMMO PACK



Unit 单位: mm

2. OUTER CARTON/ 外箱: 10 INNER BOXES / CARTON  
CARTON SIZE / 尺寸: L440x W270 x H230(mm)

**Dimensions/ 尺寸:**



Standards/ 标准: UL 248-1, UL 248-14

Operating Temperature/ 工作温度: -55°C ~125°C

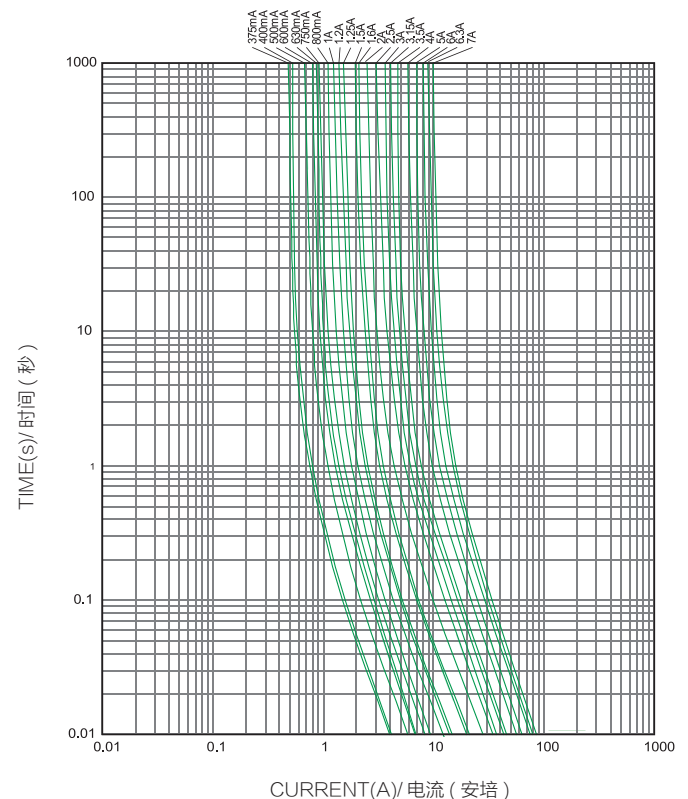
Storing Temperature/ 储存温度: -55°C ~85°C

Resistance to soldering heat/ 耐焊接热性: 260°C, 10s Max.

Solderability/ 可焊性: 245°C ±5°C, 5s ±0.5s


**20T AVERAGE I-T CHARACTERISTICS CURVE  
(FOR REFERENCE ONLY)**

**20T 平均 I-T 曲线图 (仅供参考)**





Your Power Safeguard™  
您的电路安全卫士



Φ3.6x10mm, RoHS Compliant  
**FAST-BLOW MICROFUSE**  
速断型保险丝管

**INTERRUPTING CAPACITY / 分断能力:**  
50 amperes at 125V/250V/350V AC (100mA-15A)  
100 amperes at 125V/250V AC (1A-5A) PSE

**TECHNICAL PARAMETERS/ 技术参数:**

CATALOG NO. 目录编号	CURRENT RATING 额定电流	SAFETY APPROVALS 安全认证									REFERENCE (A <sup>2</sup> .Sec.) (RoHS) I <sup>2</sup> T 参考值
		UL(cUL)			CSA			PSE			
		H <sub>1</sub>	H <sub>2</sub>	L	H <sub>1</sub>	H <sub>2</sub>	L	H <sub>2</sub>	L		
30N-0200H1/H2/L	200mA										0.02502
30N-0250H1/H2/L	250mA										0.03852
30N-0300H1/H2/L	300mA										0.06389
30N-0315H1/H2/L	315mA										0.08730
30N-0350H1/H2/L	350mA										0.1118
30N-0375H1/H2/L	375mA										0.1426
30N-0400H1/H2/L	400mA										0.1488
30N-0500H1/H2/L	500mA										0.2581
30N-0600H1/H2/L	600mA										0.1189
30N-0630H1/H2/L	630mA										0.1279
30N-0700H1/H2/L	700mA										0.1680
30N-0750H1/H2/L	750mA										0.1978
30N-0800H1/H2/L	800mA										0.2285
30N-010H1/H2/L	1A										0.4373
30N-012H1/H2/L	1.2A										0.6019
30N-013H1/H2/L	1.25A										0.6261
30N-015H1/H2/L	1.5A										0.9885
30N-016H1/H2/L	1.6A										1.159
30N-020H1/H2/L	2A										2.297
30N-023H1/H2/L	2.25A										2.919
30N-025H1/H2/L	2.5A										2.152
30N-030H1/H2/L	3A										3.005
30N-032H1/H2/L	3.15A										4.174
30N-035H1/H2/L	3.5A										5.182
30N-040H1/H2/L	4A										5.712
30N-050H1/H2/L	5A										10.55
30N-060H1/H2/L	6A										15.84
30N-063H1/H2/L	6.3A										18.58
30N-070H1/H2/L	7A										23.32
30N-080H1/H2/L	8A										38.20
30N-090H1/H2/L	9A										54.34
30N-100H1/H2/L	10A										75.76
30N-120H1/H2/L	12A										110.4
30N-150H1/H2/L	15A										250.9

● DENOTES FOR APPROVED      ● 表示已取得安全认证  
H1 DENOTES FOR 350V (H1 代表 350V)      H2 DENOTES FOR 250V (H2 代表 250V)  
L DENOTES FOR 125V (L 代表 125V)

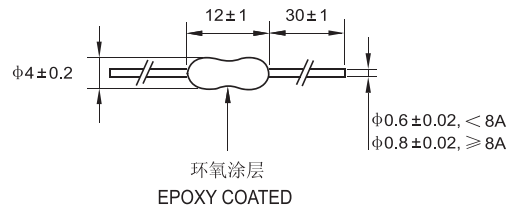
**ELECTRICAL CHARACTERISTICS/ 电气特性:**

% of CURRENT RATING 额定电流的 %	BLOWING TIME 熔断时间	
100%	4 hours Min.	最快 4 小时
200%	60 seconds Max.	最慢 60 秒

Standards/ 标准: UL 248-1, UL 248-14  
Operating Temperature/ 工作温度: -55°C ~125°C  
Storing Temperature/ 储存温度: -55°C ~85°C  
Resistance to soldering heat/ 耐焊接热性: 260°C, 10s Max.  
Solderability/ 可焊性: 245°C ± 5°C, 5s ± 0.5s

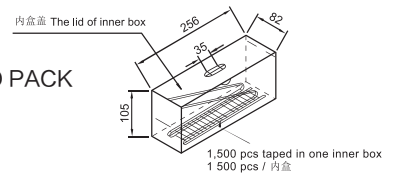
**Dimensions/ 尺寸:**

Unit 单位: mm



**PACKING/ 包装:**

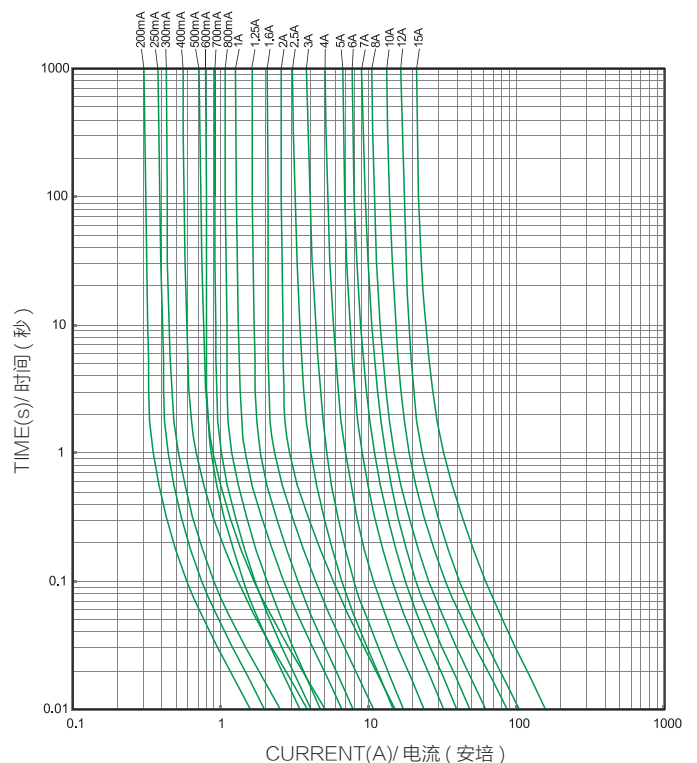
1. INNER BOX/ 内盒: AMMO PACK




2. OUTER CARTON/ 外箱: 10 INNER BOXES / CARTON  
CARTON SIZE / 尺寸: L440x W270 x H230(mm)

30N AVERAGE I-T CHARACTERISTICS CURVE  
(FOR REFERENCE ONLY)

30N 平均 I-T 曲线图 (仅供参考)





Φ 3.6x10mm, RoHS Compliant  
**SLOW-BLOW MICROFUSE**  
慢断型保险丝管

PATENT NO. 专利号: ZL 201120540121.7

**INTERRUPTING CAPACITY / 分断能力:**

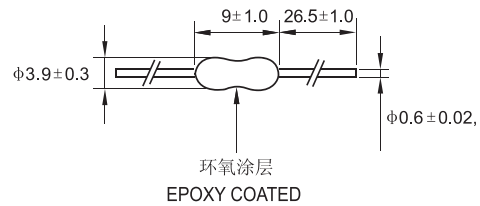
50 amperes at 125V/250V AC  
35 amperes at 250V AC CQC

**TECHNICAL PARAMETERS/ 技术参数:**

CATALOG NO. 目录编号	CURRENT RATING 额定电流	SAFETY APPROVALS 安全认证						REFERENCE (A <sup>2</sup> .Sec.) (RoHS) I <sup>2</sup> T 参考值		
		CQC		TÜV		UR(cUR)			PSE	
		H	L	H	L	H	L		H	L
25S-010H/L	1A	●	●	●	●	●	●	1.032		
25S-012H/L	1.2A	●	●	●	●	●	●	1.715		
25S-013H/L	1.25A	●	●	●	●	●	●	1.825		
25S-015H/L	1.5A	●	●	●	●	●	●	3.185		
25S-016H/L	1.6A	●	●	●	●	●	●	3.452		
25S-020H/L	2A	●	●	●	●	●	●	7.623		

● DENOTES FOR APPROVED      ● 表示已取得安全认证  
H DENOTES FOR 250V            H 代表 250V  
L DENOTES FOR 125V            L 代表 125V

**Dimensions/ 尺寸:**



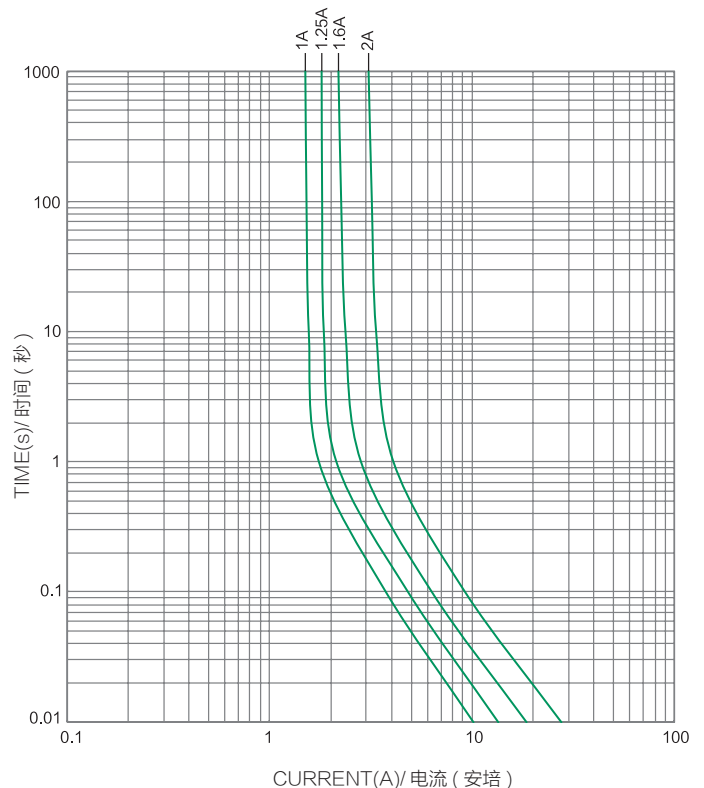
Standards/ 标准: UL 248-1, UL 248-14, IEC 60127-1 IEC 60127-7  
Operating Temperature/ 工作温度: -55℃ ~125℃  
Storing Temperature/ 储存温度: -55℃ ~85℃  
Resistance to soldering heat/ 耐焊接热性: 260℃, 10s Max.  
Solderability/ 可焊性: 245℃ ±5℃, 5s ±0.5s

**25S AVERAGE I-T CHARACTERISTICS CURVE**  
(FOR REFERENCE ONLY)

**25S 平均 I-T 曲线图 (仅供参考)**

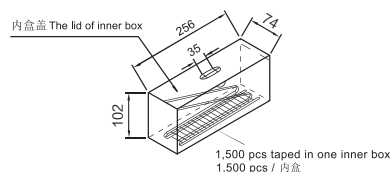
**ELECTRICAL CHARACTERISTICS/ 电气特性:**

% of CURRENT RATING 额定电流的 %	BLOWING TIME 熔断时间	
100%	4 hours Min.	最快 4 小时
200%	60 seconds Max.	最慢 60 秒



**PACKING/ 包装:**

1. INNER BOX/ 内盒: AMMO PACK




2. OUTER CARTON/ 外箱: 10 INNER BOXES / CARTON  
CARTON SIZE / 尺寸: L400x W270 x H220(mm)





Your Power Safeguard™  
您的电路安全卫士



Φ3.6x10mm, RoHS Compliant  
**SLOW-BLOW MICROFUSE**  
慢断型保险丝管

PATENT NO. 专利号: ZL 02220684.1

**INTERRUPTING CAPACITY / 分断能力:**  
50 amperes at 125V/250V/ AC (100mA–10A)  
30 amperes at 350V AC (200mA–1.6A)  
50 amperes at 350V AC (2A–10A)  
100 amperes at 125V/250V AC (1A–5A) PSE

TECHNICAL PARAMETERS/ 技术参数:

CATALOG NO. 目录编号	CURRENT RATING 额定电流	SAFETY APPROVALS 安全认证											REFERENCE (A <sup>2</sup> ·Sec.) (RoHS) I <sup>2</sup> T 参考值				
		CCC			VDE			UL (cUL)			UR (cUR)			CSA		PSE	
		H <sub>2</sub>	H <sub>2</sub>	H <sub>2</sub> /L	H <sub>1</sub>	H <sub>2</sub>	L	H <sub>1</sub>	H <sub>1</sub>	H <sub>2</sub>	L	H <sub>2</sub>		L			
30TS-0200H1/H2/L	200mA	●	●	●	●	●	●	●	●	●	●	●	●	0.02501			
30TS-0250H1/H2/L	250mA	●	●	●	●	●	●	●	●	●	●	●	●	0.03851			
30TS-0300H1/H2/L	300mA	●	●	●	●	●	●	●	●	●	●	●	●	0.06389			
30TS-0315H1/H2/L	315mA	●	●	●	●	●	●	●	●	●	●	●	●	0.08730			
30TS-0350H1/H2/L	350mA	●	●	●	●	●	●	●	●	●	●	●	●	0.1118			
30TS-0375H1/H2/L	375mA	●	●	●	●	●	●	●	●	●	●	●	●	0.1426			
30TS-0400H1/H2/L	400mA	●	●	●	●	●	●	●	●	●	●	●	●	0.1488			
30TS-0500H1/H2/L	500mA	●	●	●	●	●	●	●	●	●	●	●	●	0.2581			
30TS-0600H1/H2/L	600mA	●	●	●	●	●	●	●	●	●	●	●	●	0.4782			
30TS-0630H1/H2/L	630mA	●	●	●	●	●	●	●	●	●	●	●	●	0.6634			
30TS-0700H1/H2/L	700mA	●	●	●	●	●	●	●	●	●	●	●	●	0.8058			
30TS-0750H1/H2/L	750mA	●	●	●	●	●	●	●	●	●	●	●	●	0.9581			
30TS-0800H1/H2/L	800mA	●	●	●	●	●	●	●	●	●	●	●	●	1.227			
30TS-010H1/H2/L	1A	●	●	●	●	●	●	●	●	●	●	●	●	2.063			
30TS-012H1/H2/L	1.2A	●	●	●	●	●	●	●	●	●	●	●	●	4.005			
30TS-013H1/H2/L	1.25A	●	●	●	●	●	●	●	●	●	●	●	●	4.101			
30TS-015H1/H2/L	1.5A	●	●	●	●	●	●	●	●	●	●	●	●	5.725			
30TS-016H1/H2/L	1.6A	●	●	●	●	●	●	●	●	●	●	●	●	6.024			
30TS-020H1/H2/L	2A	●	●	●	●	●	●	●	●	●	●	●	●	12.05			
30TS-023H1/H2/L	2.25A	●	●	●	●	●	●	●	●	●	●	●	●	15.36			
30TS-025H1/H2/L	2.5A	●	●	●	●	●	●	●	●	●	●	●	●	20.53			
30TS-030H1/H2/L	3A	●	●	●	●	●	●	●	●	●	●	●	●	27.28			
30TS-032H1/H2/L	3.15A	●	●	●	●	●	●	●	●	●	●	●	●	30.07			
30TS-035H1/H2/L	3.5A	●	●	●	●	●	●	●	●	●	●	●	●	34.43			
30TS-040H1/H2/L	4A	●	●	●	●	●	●	●	●	●	●	●	●	57.55			
30TS-050H1/H2/L	5A	●	●	●	●	●	●	●	●	●	●	●	●	98.26			
30TS-060H1/H2/L	6A	●	●	●	●	●	●	●	●	●	●	●	●	29.38			
30TS-063H1/H2/L	6.3A	●	●	●	●	●	●	●	●	●	●	●	●	33.44			
30TS-070H1/H2/L	7A	●	●	●	●	●	●	●	●	●	●	●	●	44.28			
30TS-080H1/H2/L	8A	●	●	●	●	●	●	●	●	●	●	●	●	62.39			
30TS-090H1/H2/L	9A	●	●	●	●	●	●	●	●	●	●	●	●	78.70			
30TS-100H1/H2/L	10A	●	●	●	●	●	●	●	●	●	●	●	●	109.5			
30TS-120H1/H2/L	12A	●	●	●	●	●	●	●	●	●	●	●	●	187.1			
30TS-150H1/H2/L	15A	●	●	●	●	●	●	●	●	●	●	●	●	345.2			

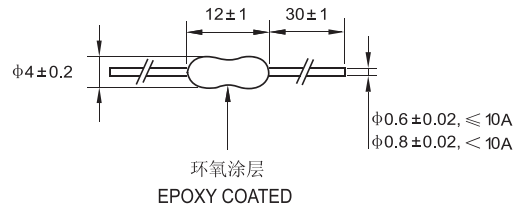
● DENOTES FOR APPROVED ● 表示已取得安全认证  
H1 DENOTES FOR 350V (H1 代表 350V) H2 DENOTES FOR 250V (H2 代表 250V)  
L DENOTES FOR 125V (L 代表 125V)

ELECTRICAL CHARACTERISTICS/ 电气特性:

% of CURRENT RATING 额定电流的 %	BLOWING TIME 熔断时间
100%	4 hours Min. 最快 4 小时 60 seconds Max. 最慢 60 秒 (200mA–800mA)
200%	1–60 seconds Max. 1–60 秒 (1A–10A)

Standards/ 标准: UL 248–1, UL 248–14  
Operating Temperature/ 工作温度: –55°C ~125°C  
Storing Temperature/ 储存温度: –55°C ~85°C  
Resistance to soldering heat/ 耐焊接热性: 260°C, 10s Max.  
Solderability/ 可焊性: 245°C ± 5°C, 5s ± 0.5s

Dimensions/ 尺寸:

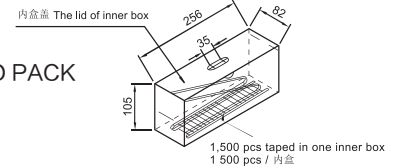


PACKING/ 包装:

1. INNER BOX/ 内盒: AMMO PACK

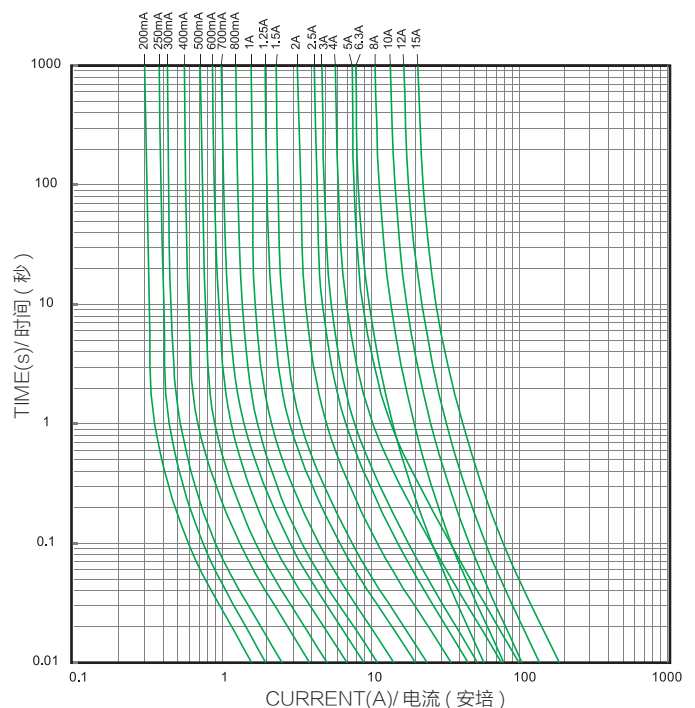
Unit 单位: mm

2. OUTER CARTON/ 外箱: 10 INNER BOXES / CARTON  
CARTON SIZE / 尺寸: L440x W270 x H230(mm)



30TS AVERAGE I-T CHARACTERISTICS CURVE  
(FOR REFERENCE ONLY)

30TS 平均 I-T 曲线图 (仅供参考)





**H 31NM, 32NM**

**Φ3.6x10mm, RoHS Compliant & Pb-Free**  
**GLASS TUBE MICROFUSE (FAST-BLOW)**  
**玻璃保险丝管 (速断型)**

**INTERRUPTING CAPACITY / 分断能力:**

50 amperes at 125V AC (100mA-15A)  
50 amperes at 250V AC (100mA-15A)

**TECHNICAL PARAMETERS/ 技术参数:**

CATALOG NO. 目录编号	CURRENT RATING 额定电流	SAFETY APPROVALS 安全认证					REFERENCE (A <sup>2</sup> ·Sec.) (RoHS) I <sup>2</sup> T 参考值
		UL		cUL		CSA	
		H	L	H	L	L	
31NM,32NM 0100H/L	100mA	●	●	●	●	●	0.001375
31NM,32NM 0125H/L	125mA	●	●	●	●	●	0.001763
31NM,32NM 0150H/L	150mA	●	●	●	●	●	0.004396
31NM,32NM 0160H/L	160mA	●	●	●	●	●	0.004689
31NM,32NM 0200H/L	200mA	●	●	●	●	●	0.005861
31NM,32NM 0250H/L	250mA	●	●	●	●	●	0.01093
31NM,32NM 0300H/L	300mA	●	●	●	●	●	0.07196
31NM,32NM 0315H/L	315mA	●	●	●	●	●	0.08236
31NM,32NM 0350H/L	350mA	●	●	●	●	●	0.09546
31NM,32NM 0375H/L	375mA	●	●	●	●	●	0.1172
31NM,32NM 0400H/L	400mA	●	●	●	●	●	0.1389
31NM,32NM 0500H/L	500mA	●	●	●	●	●	0.09975
31NM,32NM 0600H/L	600mA	●	●	●	●	●	0.1354
31NM,32NM 0630H/L	630mA	●	●	●	●	●	0.1422
31NM,32NM 0750H/L	750mA	●	●	●	●	●	0.1956
31NM,32NM 0800H/L	800mA	●	●	●	●	●	0.2463
31NM,32NM 010H/L	1A	●	●	●	●	●	0.3606
31NM,32NM 012H/L	1.2A	●	●	●	●	●	0.5181
31NM,32NM 013H/L	1.25A	●	●	●	●	●	0.5728
31NM,32NM 015H/L	1.5A	●	●	●	●	●	0.8601
31NM,32NM 016H/L	1.6A	●	●	●	●	●	1.115
31NM,32NM 020H/L	2A	●	●	●	●	●	2.189
31NM,32NM 023H/L	2.25A	●	●	●	●	●	2.463
31NM,32NM 025H/L	2.5A	●	●	●	●	●	1.911
31NM,32NM 030H/L	3A	●	●	●	●	●	3.420
31NM,32NM 032H/L	3.15A	●	●	●	●	●	3.833
31NM,32NM 035H/L	3.5A	●	●	●	●	●	5.155
31NM,32NM 040H/L	4A	●	●	●	●	●	5.891
31NM,32NM 050H/L	5A	●	●	●	●	●	9.401
31NM,32NM 060H/L	6A	●	●	●	●	●	16.34
31NM,32NM 063H/L	6.3A	●	●	●	●	●	20.59
31NM,32NM 070H/L	7A	●	●	●	●	●	26.03
31NM,32NM 080H/L	8A	●	●	●	●	●	30.86
31NM,32NM 090H/L	9A	●	●	●	●	●	46.89
31NM,32NM 100H/L	10A	●	●	●	●	●	59.32
31NM,32NM 120H/L	12A	●	●	●	●	●	92.27
31NM,32NM 150H/L	15A	●	●	●	●	●	243.7

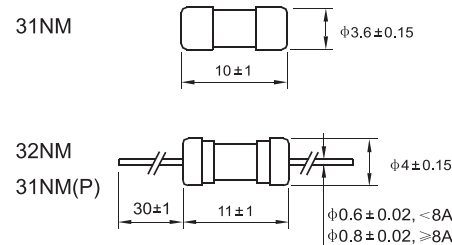
● DENOTES FOR APPROVED ● 表示已取得安全认证  
H DENOTES FOR 250V (H代表250V), L DENOTES FOR 125V (L代表125V)  
cUL APPROVAL IS EQUIVALENT TO CSA APPROVAL  
cUL 认证同等 CSA 认证使用

Standards/ 标准: UL 248-1, UL 248-14  
Operating Temperature/ 工作温度: -55°C ~125°C  
Storing Temperature/ 储存温度: -55°C ~85°C  
Resistance to soldering heat/ 耐焊接热性: 260°C, 10s Max.  
Solderability/ 可焊性: 245°C ± 5°C, 5s ± 0.5s

**ELECTRICAL CHARACTERISTICS/ 电气特性:**

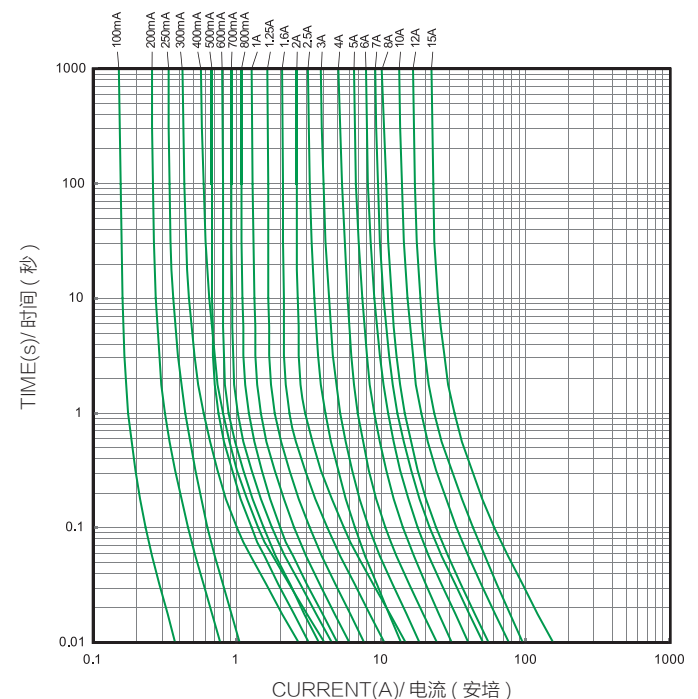
% of CURRENT RATING 额定电流的 %	BLOWING TIME 熔断时间	
100%	4 hours Min.	最快 4 小时
200%	60 seconds Max.	最慢 60 秒

**Dimensions/ 尺寸:**



**31NM/32NM AVERAGE I-T CHARACTERISTICS CURVE (FOR REFERENCE ONLY)**

**31NM/32NM 平均 I-T 曲线图 (仅供参考)**





Your Power Safeguard™  
您的电路安全卫士



TECHNICAL PARAMETERS/ 技术参数:

CATALOG NO. 目录编号	CURRENT RATING 额定电流	SAFETY APPROVALS 安全认证				REFERENCE (A <sup>2</sup> .Sec.) (RoHS) I <sup>2</sup> T 参考值
		UL/cUL		CSA		
		H	L	H	L	
31S,32S 0100H/L	100mA		●	●		0.02127
31S,32S 0125H/L	125mA	●	●	●	●	0.02058
31S,32S 0150H/L	150mA	●	●	●	●	0.04566
31S,32S 0160H/L	160mA	●	●	●	●	0.04362
31S,32S 0200H/L	200mA	●	●	●	●	0.07841
31S,32S 0250H/L	250mA	●	●	●	●	0.1531
31S,32S 0300H/L	300mA	●	●	●	●	0.2431
31S,32S 0315H/L	315mA	●	●	●	●	0.2107
31S,32S 0350H/L	350mA	●	●	●	●	0.5416
31S,32S 0375H/L	375mA	●	●	●	●	0.5196
31S,32S 0400H/L	400mA	●	●	●	●	0.4975
31S,32S 0500H/L	500mA	●	●	●	●	0.7752
31S,32S 0600H/L	600mA	●	●	●	●	0.9302
31S,32S 0630H/L	630mA	●	●	●	●	1.623
31S,32S 0750H/L	750mA	●	●	●	●	1.508
31S,32S 0800H/L	800mA	●	●	●	●	0.4494
31S,32S 010H/L	1A	●	●	●	●	1.104
31S,32S 012H/L	1.2A	●	●	●	●	1.548
31S,32S 013H/L	1.25A	●	●	●	●	1.612
31S,32S 015H/L	1.5A	●	●	●	●	2.534
31S,32S 016H/L	1.6A	●	●	●	●	2.940
31S,32S 020H/L	2A	●	●	●	●	5.579
31S,32S 023H/L	2.25A	●	●	●	●	6.276
31S,32S 025H/L	2.5A	●	●	●	●	3.375
31S,32S 030H/L	3A	●	●	●	●	5.342
31S,32S 032H/L	3.15A	●	●	●	●	5.854
31S,32S 035H/L	3.5A	●	●	●	●	7.045
31S,32S 040H/L	4A	●	●	●	●	11.05
31S,32S 050H/L	5A	●	●	●	●	18.64
31S,32S 060H/L	6A	●	●	●	●	29.38
31S,32S 063H/L	6.3A	●	●	●	●	32.13
31S,32S 070H/L	7A	●	●	●	●	44.28
31S,32S 080H/L	8A	●	●	●	●	56.69
31S,32S 090H/L	9A	●	●	●	●	82.90
31S,32S 100H/L	10A	●	●	●	●	109.1
31S,32S 120H/L	12A					150.7
31S,32S 150H/L	15A					337.4

● DENOTES FOR APPROVED    ● 表示已取得安全认证  
H DENOTES FOR 250V        H 代表 250V  
L DENOTES FOR 125V        L 代表 125V  
cUL APPROVAL IS EQUIVALENT TO CSA APPROVAL cUL  
认证同等 CSA 认证使用

Standards/ 标准: UL 248-1, UL 248-14  
Operating Temperature/ 工作温度: -55°C ~125°C  
Storing Temperature/ 储存温度: -55°C ~85°C  
Resistance to soldering heat/ 耐焊接热性: 260°C, 10s Max.  
Solderability/ 可焊性: 245°C ± 5°C, 5s ± 0.5s

Ⓜ 31S, 32S    UL cUL SP®

Φ3.6x10mm, RoHS Compliant & Pb-Free  
GLASS TUBE MICROFUSE (SLOW-BLOW)  
玻璃保险丝管 (慢断型)

INTERRUPTING CAPACITY / 分断能力:

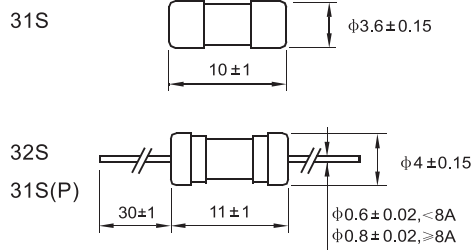
50 amperes at 125V AC (100mA-15A)  
50 amperes at 250V AC (100mA-15A)

ELECTRICAL CHARACTERISTICS/ 电气特性:

% of CURRENT RATING 额定电流的 %	BLOWING TIME 熔断时间	
100%	4 hours Min.	最快 4 小时
200%	1-60 seconds	1-60 秒

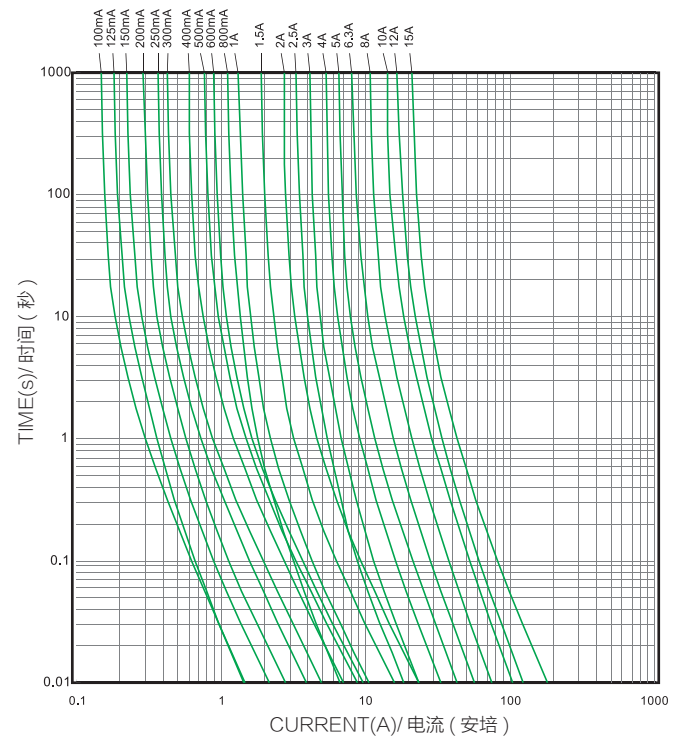
Dimensions/ 尺寸:

Unit 单位: mm



31S/32S AVERAGE I-T CHARACTERISTICS CURVE  
(FOR REFERENCE ONLY)

31S/32S 平均 I-T 曲线图 (仅供参考)





Φ3.6x10mm IEC STANDARD FUSE  
RoHS Compliant & Pb-Free  
GLASS TUBE MICROFUSE (TIME-LAG)  
玻璃保险丝管 (慢断型)

**INTERRUPTING CAPACITY / 分断能力:**

CQC / VDE / UR / cUR:

35A OR 10In 250V AC WHICHEVER IS GREATER

**TECHNICAL PARAMETERS/ 技术参数:**

CATALOG NO. 目录编号	CURRENT RATING 额定电流	Max. VOLTAGE DROP (mv) 最大电压降	SAFETY APPROVALS 安全认证			REFERENCE (A <sup>2</sup> .Sec.) (RoHS) I <sup>2</sup> T 参考值
			CQC	VDE	cURus	
30T 0200H	200mA	260	●	●	●	0.1981
30T 0250H	250mA	240	●	●	●	0.3120
30T 0315H	315mA	220	●	●	●	0.5219
30T 0400H	400mA	200	●	●	●	0.8606
30T 0500H	500mA	190	●	●	●	1.323
30T 0630H	630mA	180	●	●	●	2.473
30T 0800H	800mA	160	●	●	●	4.165
30T 010H	1A	140	●	●	●	2.811
30T 013H	1.25A	130	●	●	●	5.300
30T 016H	1.6A	120	●	●	●	6.315
30T 020H	2A	100	●	●	●	9.668
30T 025H	2.5A	100	●	●	●	16.72
30T 032H	3.15A	100	●	●	●	28.92
30T 040H	4A	100	●	●	●	60.86
30T 050H	5A	100	●	●	●	84.99
30T 063H	6.3A	100	●	●	●	213.8

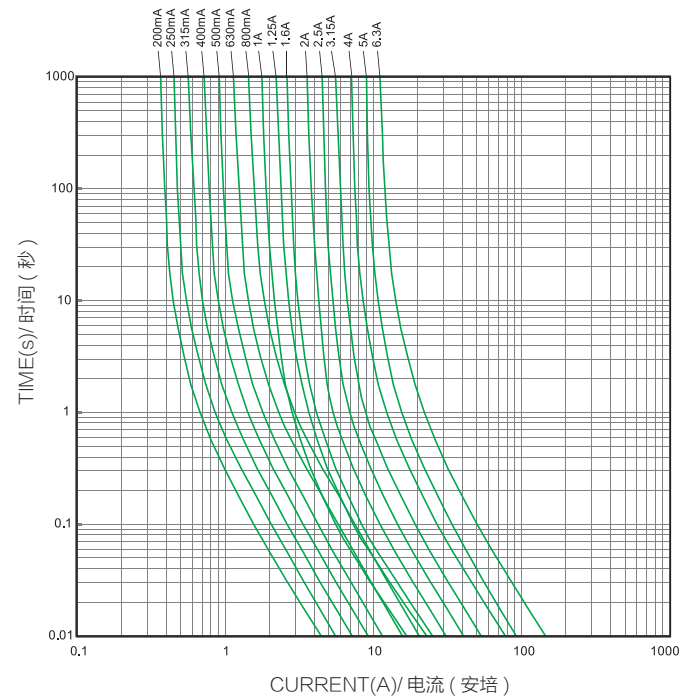
● DENOTES FOR APPROVED    ● 表示已取得安全认证  
H DENOTES FOR 250V        H 代表 250V

**ELECTRICAL CHARACTERISTICS/ 电气特性:**

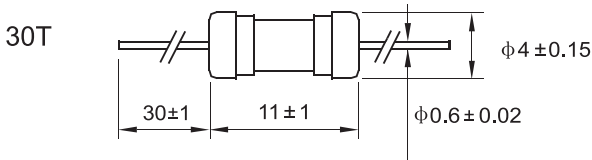
RATING 额定	BLOWING TIME 熔断时间
2.1In	Max. 最慢: 2 minutes Min. 最快: 400 ms
2.75In	Max. 最慢: 10 seconds Min. 最快: 150 ms
4In	Max. 最慢: 3 seconds Min. 最快: 20 ms
10In	Max. 最慢: 150 ms

**30T AVERAGE I-T CHARACTERISTICS CURVE (FOR REFERENCE ONLY)**

**30T 平均 I-T 曲线图 (仅供参考)**



**Dimensions/ 尺寸:**



Standards/ 标准: IEC 60127 GB 9364

Operating Temperature/ 工作温度: -55°C ~125°C

Storing Temperature/ 储存温度: -55°C ~85°C

Resistance to soldering heat/ 耐焊接热性: 260°C, 10s Max.

Solderability/ 可焊性: 245°C ±5°C, 5s ±0.5s



Φ3.6x10mm IEC STANDARD FUSE  
RoHS Compliant & Pb-Free  
CERAMIC TUBE MICROFUSE (TIME-LAG)  
瓷保险丝管 (慢断型)

**INTERRUPTING CAPACITY / 分断能力:**

CQC / VDE / UR / cUR:

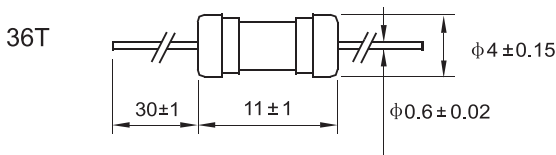
35A OR 10In 250V AC WHICHEVER IS GREATER

**TECHNICAL PARAMETERS/ 技术参数:**

CATALOG NO. 目录编号	CURRENT RATING 额定电流	Max. VOLTAGE DROP (mv) 最大电压降	SAFETY APPROVALS 安全认证			REFERENCE (A <sup>2</sup> .Sec.) (RoHS) I <sup>2</sup> T 参考值
			CQC	VDE	cURus	
36T 0200H	200mA	260	○	○	○	0.1981
36T 0250H	250mA	240	○	○	○	0.3120
36T 0315H	315mA	220	○	●	○	0.5219
36T 0400H	400mA	200	○	●	○	0.8606
36T 0500H	500mA	190	○	○	○	1.323
36T 0630H	630mA	180	○	○	○	2.473
36T 0800H	800mA	160	○	○	○	4.165
36T 010H	1A	140	○	●	○	2.811
36T 013H	1.25A	130	○	●	○	5.300
36T 016H	1.6A	120	○	○	○	6.315
36T 020H	2A	100	○	○	○	9.668
36T 025H	2.5A	100	○	○	○	16.72
36T 032H	3.15A	100	○	○	○	28.92
36T 040H	4A	100	○	○	○	60.86
36T 050H	5A	100	○	○	○	84.99
36T 063H	6.3A	100	○	○	○	213.8

- DENOTES FOR APPROVED    ● 表示已取得安全认证
- DENOTES FOR PENDING    ○ 表示申请中
- H DENOTES FOR 250V        H 代表 250V

**Dimensions/ 尺寸:**



Standards/ 标准: IEC 60127 GB 9364

Operating Temperature/ 工作温度: -55°C ~125°C

Storing Temperature/ 储存温度: -55°C ~85°C

Resistance to soldering heat/ 耐焊接热性: 260°C, 10s Max.

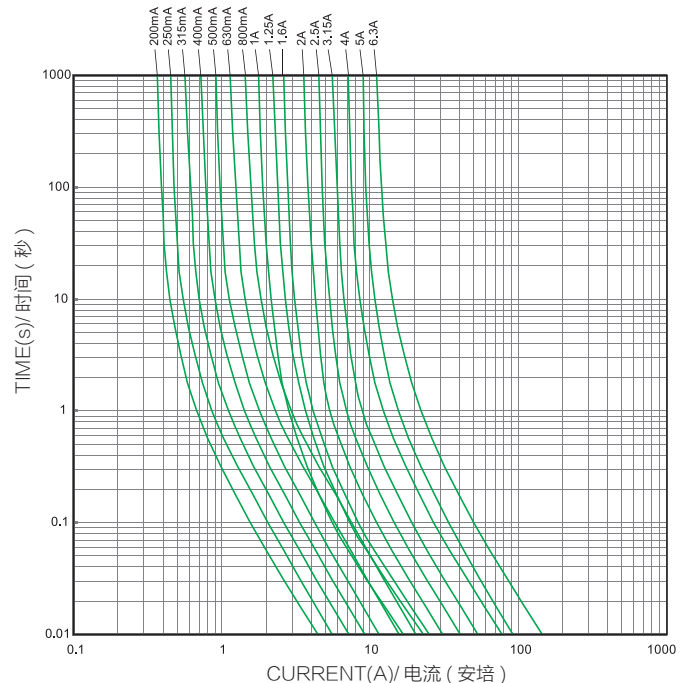
Solderability/ 可焊性: 245°C ±5°C, 5s ±0.5s

**ELECTRICAL CHARACTERISTICS/ 电气特性:**

RATING 额定	BLOWING TIME 熔断时间
2.1In	Max. 最慢 2 minutes
2.75In	Min. 最快 400 ms
	Max. 最慢 10 seconds
4In	Min. 最快 150 ms
	Max. 最慢 3 seconds
10In	Min. 最快 20 ms
	Max. 最慢 150 ms

**36T AVERAGE I-T CHARACTERISTICS CURVE  
(FOR REFERENCE ONLY)**

**36T 平均 I-T 曲线图 (仅供参考)**





Ⓜ **35NM, 36NM**   

Φ3.6x10mm, RoHS Compliant & Pb-Free  
**CERAMIC TUBE MICROFUSE (FAST-BLOW)**  
瓷保险丝管 (速断型)

**INTERRUPTING CAPACITY / 分断能力:**

50 amperes at 125V AC (100mA-15A)  
50 amperes at 250V AC (100mA-15A)

**TECHNICAL PARAMETERS/ 技术参数:**

CATALOG NO. 目录编号	CURRENT RATING 额定电流	SAFETY APPROVALS 安全认证						REFERENCE (A <sup>2</sup> .Sec.) (RoHS) I <sup>2</sup> T 参考值
		UL		cUL		CSA		
		H	L	H	L	H	L	
35NM,36NM-0100H/L	100mA	●	●	●	●	●	●	0.001375
35NM,36NM-0125H/L	125mA	●	●	●	●	●	●	0.001763
35NM,36NM-0150H/L	150mA	●	●	●	●	●	●	0.004396
35NM,36NM-0160H/L	160mA	●	●	●	●	●	●	0.004689
35NM,36NM-0200H/L	200mA	●	●	●	●	●	●	0.005861
35NM,36NM-0250H/L	250mA	●	●	●	●	●	●	0.01093
35NM,36NM-0300H/L	300mA	●	●	●	●	●	●	0.07196
35NM,36NM-0315H/L	315mA	●	●	●	●	●	●	0.08236
35NM,36NM-0350H/L	350mA	●	●	●	●	●	●	0.09546
35NM,36NM-0375H/L	375mA	●	●	●	●	●	●	0.1172
35NM,36NM-0400H/L	400mA	●	●	●	●	●	●	0.1389
35NM,36NM-0500H/L	500mA	●	●	●	●	●	●	0.09975
35NM,36NM-0600H/L	600mA	●	●	●	●	●	●	0.1354
35NM,36NM-0630H/L	630mA	●	●	●	●	●	●	0.1422
35NM,36NM-0750H/L	750mA	●	●	●	●	●	●	0.1956
35NM,36NM-0800H/L	800mA	●	●	●	●	●	●	0.2463
35NM,36NM-010H/L	1A	●	●	●	●	●	●	0.3606
35NM,36NM-012H/L	1.2A	●	●	●	●	●	●	0.5181
35NM,36NM-013H/L	1.25A	●	●	●	●	●	●	0.5728
35NM,36NM-015H/L	1.5A	●	●	●	●	●	●	0.8601
35NM,36NM-016H/L	1.6A	●	●	●	●	●	●	1.115
35NM,36NM-020H/L	2A	●	●	●	●	●	●	2.189
35NM,36NM-023H/L	2.25A	●	●	●	●	●	●	2.463
35NM,36NM-025H/L	2.5A	●	●	●	●	●	●	1.911
35NM,36NM-030H/L	3A	●	●	●	●	●	●	3.420
35NM,36NM-032H/L	3.15A	●	●	●	●	●	●	3.833
35NM,36NM-035H/L	3.5A	●	●	●	●	●	●	5.155
35NM,36NM-040H/L	4A	●	●	●	●	●	●	5.891
35NM,36NM-050H/L	5A	●	●	●	●	●	●	9.401
35NM,36NM-060H/L	6A	●	●	●	●	●	●	16.34
35NM,36NM-063H/L	6.3A	●	●	●	●	●	●	20.59
35NM,36NM-070H/L	7A	●	●	●	●	●	●	26.03
35NM,36NM-080H/L	8A	●	●	●	●	●	●	30.86
35NM,36NM-090H/L	9A	●	●	●	●	●	●	46.89
35NM,36NM-100H/L	10A	●	●	●	●	●	●	59.32
35NM,36NM-120H/L	12A	●	●	●	●	●	●	92.27
35NM,36NM-150H/L	15A	●	●	●	●	●	●	243.7

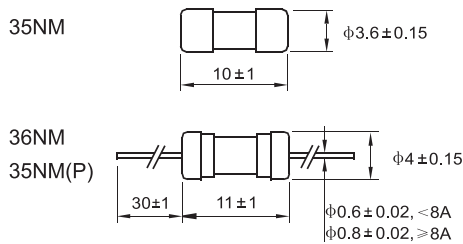
● DENOTES FOR APPROVED      ● 表示已取得安全认证  
H DENOTES FOR 250V (H 代表 250V), L DENOTES FOR 125V (L 代表 125V)  
cUL APPROVAL IS EQUIVALENT TO CSA APPROVAL  
cUL 认证同等 CSA 认证使用

Standards/ 标准: UL 248-1, UL 248-14  
Operating Temperature/ 工作温度: -55°C ~125°C  
Storing Temperature/ 储存温度: -55°C ~85°C  
Resistance to soldering heat/ 耐焊接热性: 260°C, 10s Max.  
Solderability/ 可焊性: 245°C ± 5°C, 5s ± 0.5s

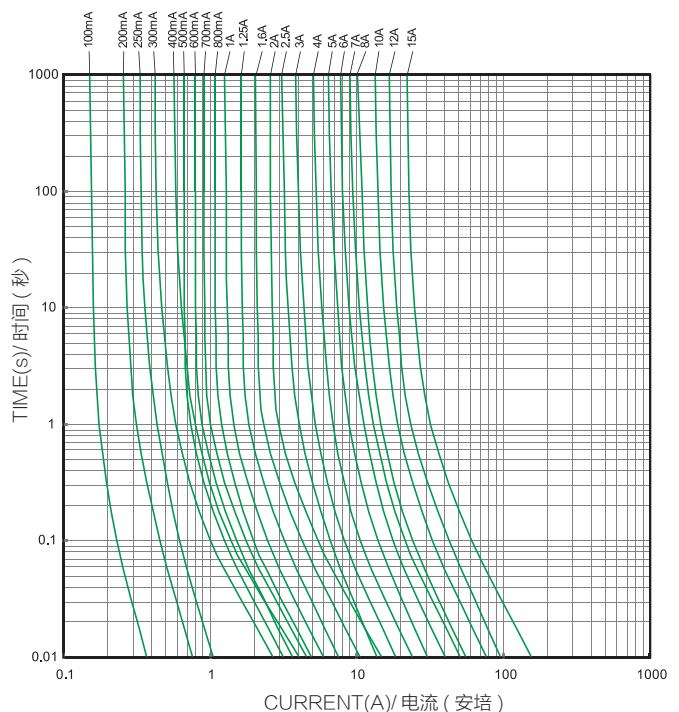
**ELECTRICAL CHARACTERISTICS/ 电气特性:**

% of CURRENT RATING 额定电流的 %	BLOWING TIME 熔断时间	
100%	4 hours Min.	最快 4 小时
200%	60 seconds Max.	最慢 60 秒

**Dimensions/ 尺寸:**



**35NM/36NM AVERAGE I-T CHARACTERISTICS CURVE  
(FOR REFERENCE ONLY)  
35NM/36NM 平均 I-T 曲线图 (仅供参考)**





Your Power Safeguard™  
您的电路安全卫士



TECHNICAL PARAMETERS/ 技术参数:

CATALOG NO. 目录编号	CURRENT RATING 额定电流	SAFETY APPROVALS 安全认证						REFERENCE (A <sup>2</sup> .Sec.) (RoHS) I <sup>2</sup> T 参考值
		UL(cUL)		CSA				
		H	L	H		L		
				35S	36S	35S	36S	
35S,36S-0100H/L	100mA	●	●	●	●	●	●	0.02127
35S,36S-0125H/L	125mA	●	●	●	●	●	●	0.02058
35S,36S-0150H/L	150mA	●	●	●	●	●	●	0.04566
35S,36S-0160H/L	160mA	●	●	●	●	●	●	0.04362
35S,36S-0200H/L	200mA	●	●	●	●	●	●	0.07841
35S,36S-0250H/L	250mA	●	●	●	●	●	●	0.1531
35S,36S-0300H/L	300mA	●	●	●	●	●	●	0.2431
35S,36S-0315H/L	315mA	●	●	●	●	●	●	0.2107
35S,36S-0350H/L	350mA	●	●	●	●	●	●	0.5416
35S,36S-0375H/L	375mA	●	●	●	●	●	●	0.5196
35S,36S-0400H/L	400mA	●	●	●	●	●	●	0.4975
35S,36S-0500H/L	500mA	●	●	●	●	●	●	0.7752
35S,36S-0600H/L	600mA	●	●	●	●	●	●	0.9302
35S,36S-0630H/L	630mA	●	●	●	●	●	●	1.623
35S,36S-0750H/L	750mA	●	●	●	●	●	●	1.508
35S,36S-0800H/L	800mA	●	●	●	●	●	●	0.4494
35S,36S-010H/L	1A					●	●	0.8224
35S,36S-012H/L	1.2A					●	●	1.548
35S,36S-013H/L	1.25A					●	●	1.612
35S,36S-015H/L	1.5A					●	●	2.534
35S,36S-016H/L	1.6A					●	●	2.940
35S,36S-020H/L	2A					●	●	5.579
35S,36S-023H/L	2.25A					●	●	6.276
35S,36S-025H/L	2.5A	●	●				●	3.375
35S,36S-030H/L	3A	●	●				●	5.342
35S,36S-032H/L	3.15A	●	●				●	5.854
35S,36S-035H/L	3.5A	●	●				●	7.045
35S,36S-040H/L	4A	●	●				●	11.05
35S,36S-050H/L	5A	●	●				●	18.64
35S,36S-060H/L	6A	●	●				●	29.38
35S,36S-063H/L	6.3A	●	●				●	32.13
35S,36S-070H/L	7A	●	●				●	44.28
35S,36S-080H/L	8A	●	●				●	56.69
35S,36S-090H/L	9A	●	●				●	82.90
35S,36S-100H/L	10A	●	●				●	109.1
35S,36S-120H/L	12A						●	150.7
35S,36S-150H/L	15A						●	337.4

● DENOTES FOR APPROVED    ● 表示已取得安全认证  
H DENOTES FOR 250V        H 代表 250V  
L DENOTES FOR 125V        L 代表 125V

Standards/ 标准: UL 248-1, UL 248-14  
Operating Temperature/ 工作温度: -55°C ~125°C  
Storing Temperature/ 储存温度: -55°C ~85°C  
Resistance to soldering heat/ 耐焊接热性: 260°C, 10s Max.  
Solderability/ 可焊性: 245°C ±5°C, 5s ±0.5s

Ⓜ 35S, 36S    UL    cUL    SP

Φ3.6x10mm, RoHS Compliant & Pb-Free  
CERAMIC TUBE MICROFUSE (SLOW-BLOW)  
瓷保险丝管 (慢断型)

INTERRUPTING CAPACITY / 分断能力:

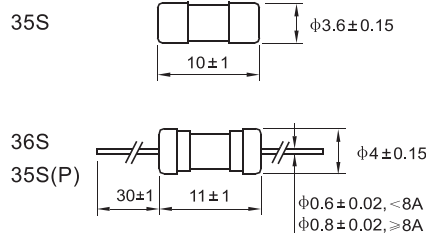
50 amperes at 125V AC (100mA-15A)  
50 amperes at 250V AC (100mA-15A)

ELECTRICAL CHARACTERISTICS/ 电气特性:

% of CURRENT RATING 额定电流的 %	BLOWING TIME 熔断时间	
100%	4 hours Min.	最快 4 小时
200%	1-60 seconds	1-60 秒

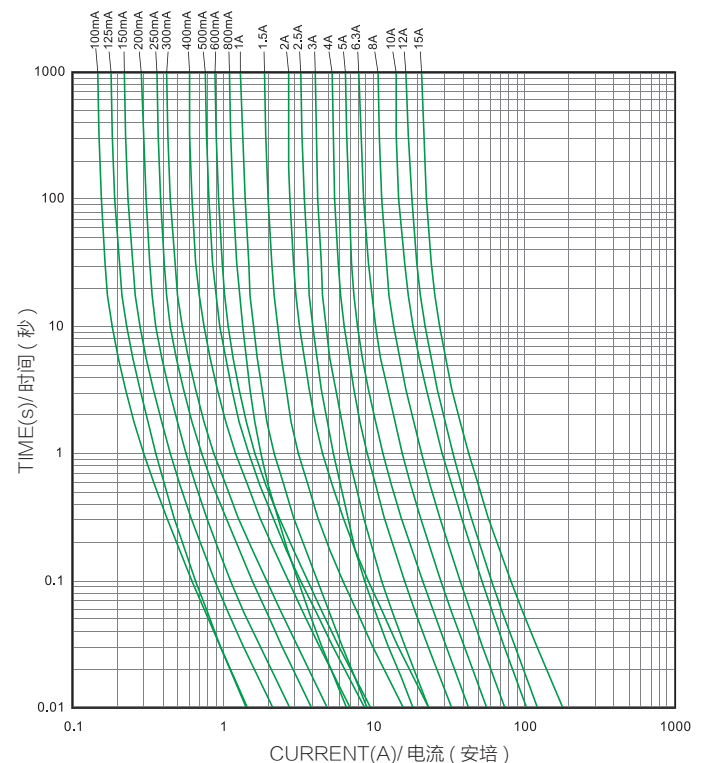
Dimensions/ 尺寸:

Unit 单位: mm



35S/36S AVERAGE I-T CHARACTERISTICS CURVE  
(FOR REFERENCE ONLY)

35S/36S 平均 I-T 曲线图 (仅供参考)



**41NM, 42NM**

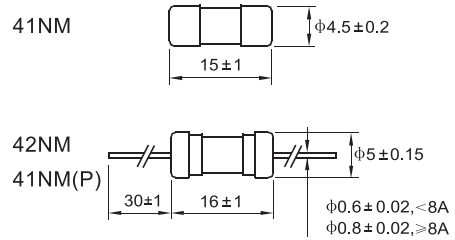
**Φ4.5x15mm, RoHS Compliant & Pb-Free**  
**GLASS TUBE FUSE (FAST-BLOW)**  
**玻璃保险丝管 (速断型)**



**INTERRUPTING CAPACITY/ 分断能力:**

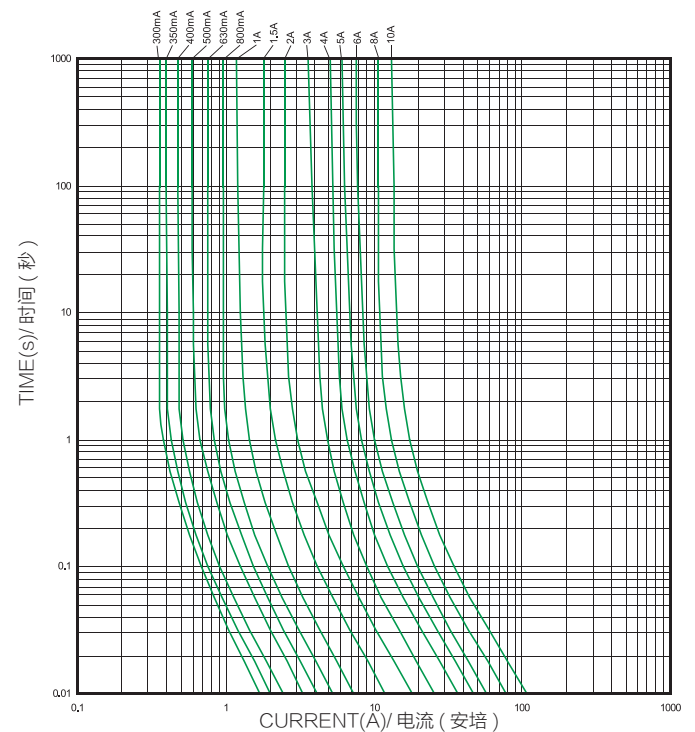
- 50 amperes at 300V AC (300mA-5A)
- 100 amperes at 300V AC (15A)
- 50 amperes at 250V AC (300mA-2.25A)
- 100 amperes at 250V AC (2.5A-5A)
- 500 amperes at 125V AC (300mA-5A)
- 100 amperes at 125V AC (1A-15A) PSE (41NM)
- 500 amperes at 125V AC (1A-15A) PSE (42NM)
- 100 amperes at 250V AC (1A-15A) PSE (41NM/42NM)
- 100 amperes at 250V AC (300mA-7A) KC

**Dimensions/ 尺寸:**



**41NM/42NM AVERAGE I-T CHARACTERISTICS CURVE**  
(FOR REFERENCE ONLY)

**41NM/42NM 平均 I-T 曲线图 (仅供参考)**



**TECHNICAL PARAMETERS/ 技术参数:**

CATALOG NO. 目录编号	CURRENT RATING 额定电流	SAFETY APPROVALS 安全认证						REFERENCE (A <sup>2</sup> .Sec.) (RoHS) I <sup>2</sup> T 参考值
		UR/CUR			PSE			
		H <sub>1</sub>	H <sub>2</sub>	L	H <sub>2</sub>	L	H <sub>2</sub>	
41NM,42NM-0300H1/H2/L	300mA	●	●	●			●	0.0293
41NM,42NM-0315H1/H2/L	315mA	●	●	●			●	0.0335
41NM,42NM-0350H1/H2/L	350mA	●	●	●			●	0.040
41NM,42NM-0375H1/H2/L	375mA	●	●	●			●	0.044
41NM,42NM-0400H1/H2/L	400mA	●	●	●			●	0.060
41NM,42NM-0500H1/H2/L	500mA	●	●	●			●	0.109
41NM,42NM-0600H1/H2/L	600mA	●	●	●			●	0.167
41NM,42NM-0630H1/H2/L	630mA	●	●	●			●	0.174
41NM,42NM-0750H1/H2/L	750mA	●	●	●			●	0.275
41NM,42NM-0800H1/H2/L	800mA	●	●	●			●	0.284
41NM,42NM-010H1/H2/L	1A	●	●	●	●	●	●	0.525
41NM,42NM-012H1/H2/L	1.2A	●	●	●	●	●	●	0.604
41NM,42NM-013H1/H2/L	1.25A	●	●	●	●	●	●	0.626
41NM,42NM-015H1/H2/L	1.5A	●	●	●	●	●	●	1.426
41NM,42NM-016H1/H2/L	1.6A	●	●	●	●	●	●	1.500
41NM,42NM-020H1/H2/L	2A	●	●	●	●	●	●	3.436
41NM,42NM-023H1/H2/L	2.25A	●	●	●	●	●	●	3.727
41NM,42NM-025H1/H2/L	2.5A	●	●	●	●	●	●	5.695
41NM,42NM-030H1/H2/L	3A	●	●	●	●	●	●	6.546
41NM,42NM-032H1/H2/L	3.15A	●	●	●	●	●	●	7.202
41NM,42NM-035H1/H2/L	3.5A	●	●	●	●	●	●	9.454
41NM,42NM-040H1/H2/L	4A	●	●	●	●	●	●	13.37
41NM,42NM-050H1/H2/L	5A	●	●	●	●	●	●	21.78
41NM,42NM-060H1/H2/L	6A			●	●	●	●	33.06
41NM,42NM-063H1/H2/L	6.3A			●	●	●	●	36.45
41NM,42NM-070H1/H2/L	7A			●	●	●	●	45.44
41NM,42NM-080H1/H2/L	8A			●	●	●	●	65.46
41NM,42NM-090H1/H2/L	9A			●	●	●	●	84.27
41NM,42NM-100H1/H2/L	10A			●	●	●	●	106.7
41NM,42NM-120H1/H2/L	12A			●	●	●	●	
41NM,42NM-150H1/H2/L	15A	●		●	●	●	●	

- H<sub>1</sub> DENOTES FOR 300V H<sub>1</sub> 表示 300V
- H<sub>2</sub> DENOTES FOR 250V H<sub>2</sub> 表示 250V
- L DENOTES FOR 125V L 表示 125V
- DENOTES FOR APPROVED ● 表示已取得安全认证

**ELECTRICAL CHARACTERISTICS/ 电气特性:**

% of CURRENT RATING 额定电流的 %	BLOWING TIME 熔断时间	
100%	4 hours Min.	最快 4 小时
135%	1 hour Max.	最慢 1 小时
200%	5 seconds Max.(125/250V)	最慢 5 秒
	120 seconds Max.(300V)	最慢 120 秒

- Standards/ 标准: UL 248-1, UL 248-14
- Operating Temperature/ 工作温度: -55°C ~125°C
- Storing Temperature/ 储存温度: -55°C ~85°C
- Resistance to soldering heat/ 耐焊接热性: 260°C, 10s Max
- Solderability/ 可焊性: 245°C ± 5°C, 5s ± 0.5s



Your Power Safeguard™  
您的电路安全卫士



TECHNICAL PARAMETERS/ 技术参数:

CATALOG NO. 目录编号	CURRENT RATING 额定电流	SAFETY APPROVALS 安全认证								REFERENCE (A <sup>2</sup> .Sec.) (RoHS) I-T 参考值
		UL(cUL)		UR(cUR)		PSE		KC		
		H	L	H	L	H	L	H		
41S,42S-0200H/L	200mA	●	●					●	0.0462	
41S,42S-0250H/L	250mA	●	●					●	0.0735	
41S,42S-0300H/L	300mA	●	●					●	0.108	
41S,42S-0315H/L	315mA	●	●					●	0.120	
41S,42S-0350H/L	350mA	●	●					●	0.152	
41S,42S-0375H/L	375mA	●	●					●	0.178	
41S,42S-0400H/L	400mA	●	●					●	0.212	
41S,42S-0500H/L	500mA	●	●					●	0.363	
41S,42S-0600H/L	600mA	●	●					●	0.382	
41S,42S-0630H/L	630mA	●	●					●	0.420	
41S,42S-0750H/L	750mA	●	●					●	0.968	
41S,42S-0800H/L	800mA	●	●					●	1.152	
41S,42S-010H/L	1A	●	●			●	●	●	2.245	
41S,42S-012H/L	1.2A	●	●			●	●	●	3.824	
41S,42S-013H/L	1.25A	●	●			●	●	●	4.418	
41S,42S-015H/L	1.5A	●	●			●	●	●	6.635	
41S,42S-016H/L	1.6A	●	●			●	●	●	7.189	
41S,42S-020H/L	2A	●	●			●	●	●	13.45	
41S,42S-025H/L	2.5A	●	●			●	●	●	6.14	
41S,42S-030H/L	3A	●	●			●	●	●	9.25	
41S,42S-032H/L	3.15A	●	●			●	●	●	9.83	
41S,42S-035H/L	3.5A	●	●			●	●	●	12.53	
41S,42S-040H/L	4A					●	●	●	19.62	
41S,42S-050H/L	5A					●	●	●	37.27	
41S,42S-060H/L	6A					●	●	●	61.39	
41S,42S-063H/L	6.3A					●	●	●	72.20	
41S,42S-070H/L	7A					●	●	●	108.4	
41S,42S-080H/L	8A					●	●	●	147.9	
41S,42S-090H/L	9A					●	●	●		
41S,42S-100H/L	10A					●	●	●		

H DENOTES FOR 250V      H 表示 250V  
L DENOTES FOR 125V      L 表示 125V  
● DENOTES FOR APPROVED      ● 表示已取得安全认证

ELECTRICAL CHARACTERISTICS/ 电气特性:

% of CURRENT RATING 额定电流的 %	BLOWING TIME 熔断时间	
100%	4 hours Min.	最快 4 小时
135%	1 hour Max.	最慢 1 小时
200%	120 seconds Max.	最慢 120 秒

Standards/ 标准: UL 248-1, UL 248-14  
Operating Temperature/ 工作温度: -55°C ~125°C  
Storing Temperature/ 储存温度: -55°C ~85°C  
Resistance to soldering heat/ 耐焊接热性: 260°C, 10s Max  
Solderability/ 可焊性: 245°C ± 5°C, 5s ± 0.5s

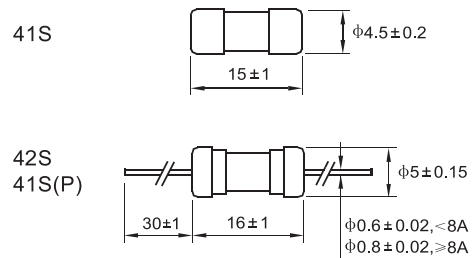


Φ4.5x15mm, RoHS Compliant & Pb-Free  
GLASS TUBE FUSE (SLOW-BLOW)  
玻璃保险丝管 (慢断型)

INTERRUPTING CAPACITY/ 分断能力:  
10,000 amperes at 125V AC (200mA-3.5A)  
35 amperes at 250V AC (200mA-1A)  
100 amperes at 250V AC (1.2A-3.5A)  
100 amperes at 125V/250V AC (4A-10A)  
100 amperes at 125V AC (1A-15A) PSE (41S)  
500 amperes at 125V AC (1A-15A) PSE (42S)  
100 amperes at 250V AC (1A-15A) PSE (41S/42S)  
100 amperes at 125V AC (200mA-7A) KC

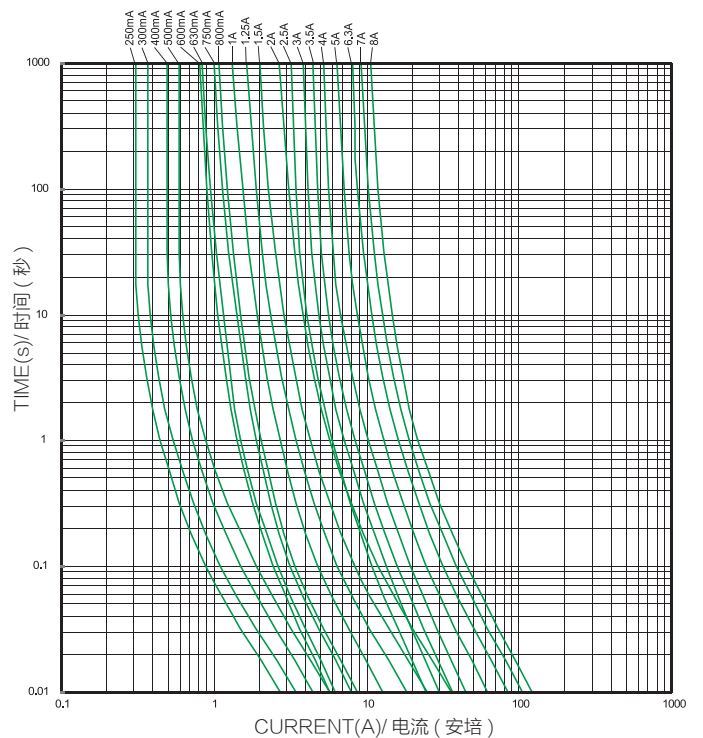
Dimensions/ 尺寸:

Unit 单位: mm



41S/42S AVERAGE I-T CHARACTERISTICS CURVE  
(FOR REFERENCE ONLY)

41S/42S 平均 I-T 曲线图 (仅供参考)





# 41ST,42ST



## Φ4.5x15mm, RoHS Compliant & Pb-Free GLASS TUBE FUSE (MEDIUM SLOW-BLOW) 玻璃保险丝管 (中等慢断型)

### INTERRUPTING CAPACITY/ 分断能力:

100 amperes at 125V AC (1A-15A) PSE (41ST)  
500 amperes at 125V AC (1A-15A) PSE (42ST)  
100 amperes at 250V AC (1A-15A) PSE (41ST/42ST)

### TECHNICAL PARAMETERS/ 技术参数:

CATALOG NO. 目录编号	CURRENT RATING 额定电流	SAFETY APPROVALS 安全认证		REFERENCE (A <sup>2</sup> .Sec.) (RoHS) I <sup>2</sup> T 参考值
		PSE		
		H	L	
41ST,42ST-0100H/L	100mA			
41ST,42ST-0125H/L	125mA			
41ST,42ST-0150H/L	150mA			
41ST,42ST-0160H/L	160 mA			
41ST,42ST-0200H/L	200mA			
41ST,42ST-0250H/L	250mA			
41ST,42ST-0300H/L	300mA			
41ST,42ST-0315H/L	315mA			
41ST,42ST-0350H/L	350mA			
41ST,42ST-0375H/L	375mA			
41ST,42ST-0400H/L	400mA			
41ST,42ST-0500H/L	500mA			0.345
41ST,42ST-0600H/L	600mA			0.568
41ST,42ST-0630H/L	630mA			0.627
41ST,42ST-0700H/L	700mA			0.872
41ST,42ST-0750H/L	750mA			0.923
41ST,42ST-0800H/L	800mA			1.23
41ST,42ST-010H/L	1A	●	●	2.239
41ST,42ST-012H/L	1.2A	●	●	3.895
41ST,42ST-013H/L	1.25A	●	●	4.227
41ST,42ST-015H/L	1.5A	●	●	6.918
41ST,42ST-016H/L	1.6A	●	●	7.709
41ST,42ST-020H/L	2A	●	●	6.23
41ST,42ST-025H/L	2.5A	●	●	10.14
41ST,42ST-030H/L	3A	●	●	15.82
41ST,42ST-032H/L	3.15A	●	●	17.44
41ST,42ST-035H/L	3.5A	●	●	23.12
41ST,42ST-040H/L	4A	●	●	30.44
41ST,42ST-050H/L	5A	●	●	59.58
41ST,42ST-060H/L	6A	●	●	90.45
41ST,42ST-063H/L	6.3A	●	●	103.1
41ST,42ST-070H/L	7A	●	●	133.8
41ST,42ST-080H/L	8A	●	●	194.1
41ST,42ST-090H/L	9A	●	●	
41ST,42ST-100H/L	10A	●	●	
41ST,42ST-120H/L	12A	●	●	
41ST,42ST-150H/L	15A	●	●	

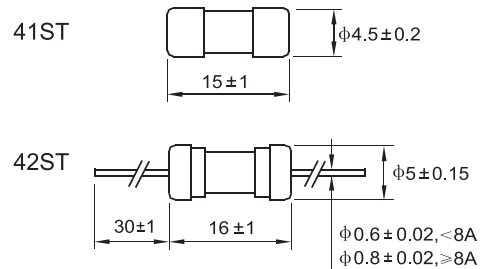
**H DENOTES FOR 250V**      **H 表示 250V**  
**L DENOTES FOR 125V**      **L 表示 125V**  
**● DENOTES FOR APPROVED**      **● 表示已取得安全认证**

### ELECTRICAL CHARACTERISTICS/ 电气特性:

% of CURRENT RATING 额定电流的 %	BLOWING TIME 熔断时间	
130%	1 hour Min.	最快 1 小时
160%	1 hour Max.	最慢 1 小时
200%	120 seconds Max.	最慢 120 秒

### Dimensions/ 尺寸:

Unit 单位: mm



Standards/ 标准: JIS C6575

Operating Temperature/ 工作温度: -55°C ~ 125°C

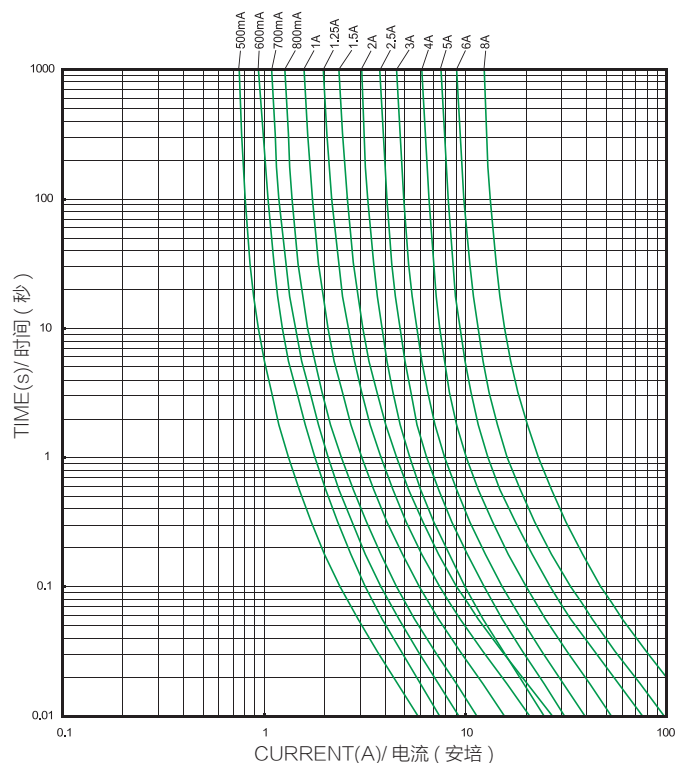
Storing Temperature/ 储存温度: -55°C ~ 85°C

Resistance to soldering heat/ 耐焊接热性: 260°C, 10s Max

Solderability/ 可焊性: 245°C ± 5°C, 5s ± 0.5s

### 41ST/42ST AVERAGE I-T CHARACTERISTICS CURVE (FOR REFERENCE ONLY)

### 41ST/42S 平均 I-T 曲线图 (仅供参考)







Your Power Safeguard™  
您的电路安全卫士

中国驰名商标  
Famous Trademark of China



TECHNICAL PARAMETERS/ 技术参数:

CATALOG NO. 目录编号	CURRENT RATING 额定电流	SAFETY APPROVALS 安全认证										REFERENCE (A <sup>2</sup> .Sec.) (RoHS) I-T 参考值
		UL(cUL)		UR(cUR)		CSA		PSE		KC		
		H	L	H	L	H	L	H	L	H	L	
51NM,52NM-0100H/L	100mA	●	●			●	●			●		
51NM,52NM-0125H/L	125mA	●	●			●	●			●		
51NM,52NM-0150H/L	150mA	●	●			●	●			●		
51NM,52NM-0160H/L	160mA	●	●			●	●			●		
51NM,52NM-0200H/L	200mA	●	●			●	●			●		0.02697
51NM,52NM-0250H/L	250mA	●	●			●	●			●		0.03371
51NM,52NM-0300H/L	300mA	●	●			●	●			●		0.04045
51NM,52NM-0315H/L	315mA	●	●			●	●			●		0.04247
51NM,52NM-0350H/L	350mA	●	●			●	●			●		0.04719
51NM,52NM-0400H/L	400mA	●	●			●	●			●		0.06145
51NM,52NM-0500H/L	500mA	●	●			●	●			●		0.07681
51NM,52NM-0600H/L	600mA	●	●			●	●			●		0.1224
51NM,52NM-0630H/L	630mA	●	●			●	●			●		0.1790
51NM,52NM-0750H/L	750mA	●	●			●	●			●		0.3040
51NM,52NM-0800H/L	800mA	●	●			●	●			●		0.3550
51NM,52NM-010H/L	1A	●	●			●	●	●	●	●		0.6167
51NM,52NM-012H/L	1.2A	●	●			●	●	●	●	●		1.400
51NM,52NM-013H/L	1.25A	●	●			●	●	●	●	●		1.540
51NM,52NM-015H/L	1.5A	●	●			●	●	●	●	●		2.076
51NM,52NM-016H/L	1.6A	●	●			●	●	●	●	●		3.450
51NM,52NM-020H/L	2A	●	●			●	●	●	●	●		5.149
51NM,52NM-025H/L	2.5A	●	●			●	●	●	●	●		5.761
51NM,52NM-030H/L	3A	●	●			●	●	●	●	●		9.722
51NM,52NM-032H/L	3.15A	●	●			●	●	●	●	●		9.835
51NM,52NM-035H/L	3.5A	●	●			●	●	●	●	●		13.52
51NM,52NM-040H/L	4A	●	●			●	●	●	●	●		15.80
51NM,52NM-050H/L	5A	●	●			●	●	●	●	●		29.11
51NM,52NM-060H/L	6A	●	●			●	●	●	●	●		47.42
51NM,52NM-063H/L	6.3A	●	●			●	●	●	●	●		59.24
51NM,52NM-070H/L	7A	●	●			●	●	●	●	●		73.10
51NM,52NM-080H/L	8A	●	●			●	●	●	●	●		100.0
51NM,52NM-090H/L	9A							●	●			153.9
51NM,52NM-100H/L	10A							●	●			171.0
51NM,52NM-120H/L	12A							●	●			306.2
51NM,52NM-150H/L	15A							●	●			382.8

H DENOTES FOR 250V

H 表示 250V

L DENOTES FOR 125V

L 表示 125V

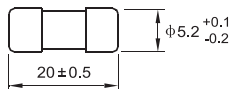
● DENOTES FOR APPROVED

●表示已取得安全认证

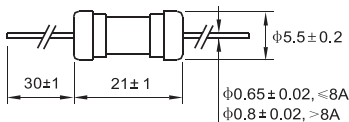
Dimensions/ 尺寸:

Unit 单位: mm

51NM



52NM  
51NM(P)



51NM,52NM



Φ5.2x20mm, RoHS Compliant & Pb-Free

GLASS TUBE FUSE (FAST-BLOW)

玻璃保险丝管 (速断型)

INTERRUPTING CAPACITY/ 分断能力:

10,000 amperes at 125V AC (32mA-8A)

35 amperes at 250V AC (32mA-1A)

100 amperes at 250V AC (1.2A-3.5A)

200 amperes at 250V AC (4A-8A)

100 amperes at 125V AC (1A-15A) PSE (51NM)

500 amperes at 125V AC (1A-15A) PSE (52NM)

100 amperes at 250V AC (1A-15A) PSE (51NM/52NM)

100 amperes at 250V AC (100mA-7A) KC

ELECTRICAL CHARACTERISTICS/ 电气特性:

% of CURRENT RATING 额定电流的 %	BLOWING TIME 熔断时间	
100%	4 hours Min.	最快 4 小时
135%	1 hour Max.	最慢 1 小时
200%	5 seconds Max.	最慢 5 秒

Standards/ 标准: UL 248-1, UL 248-14

Operating Temperature/ 工作温度: -55°C ~125°C

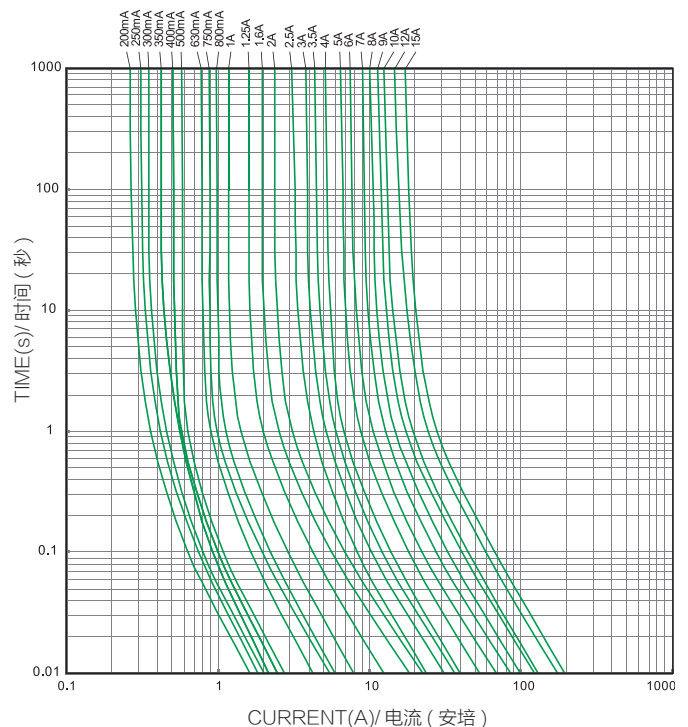
Storing Temperature/ 储存温度: -55°C ~85°C

Resistance to soldering heat/ 耐焊接热性: 260°C, 10s Max

Solderability/ 可焊性: 245°C ± 5°C, 5s ± 0.5s

51NM/52NM AVERAGE I-T CHARACTERISTICS CURVE  
(FOR REFERENCE ONLY)

51NM/52NM 平均 I-T 曲线图 (仅供参考)





Φ5.2x20mm, RoHS Compliant & Pb-Free  
GLASS TUBE FUSE (MEDIUM SLOW-BLOW)  
玻璃保险丝管 (中等慢断型)

**INTERRUPTING CAPACITY/ 分断能力:**  
 10,000 amperes at 125V AC (100mA-8A/10A)  
 35 amperes at 250V AC (100mA-1A)  
 100 amperes at 250V AC (1.2A-3.5A)  
 200 amperes at 250V AC (4A-8A/10A)  
 100 amperes at 125V AC (1A-15A) PSE (51MS)  
 500 amperes at 125V AC (1A-15A) PSE (52MS)  
 100 amperes at 250V AC (1A-15A) PSE (51MS/52MS)  
 100 amperes at 250V AC (100mA-10A) KC

TECHNICAL PARAMETERS/ 技术参数:

CATALOG NO. 目录编号	CURRENT RATING 额定电流	SAFETY APPROVALS 安全认证										REFERENCE (A <sup>2</sup> .Sec.) I <sup>2</sup> T 参考值
		UL(cUL)		UR(cUR)		CSA		PSE		KC		
		H	L	H	L	H	L	H	L	H	L	
51MS,52MS-0100H/L	100mA	●	●			●	●			●		0.01227
51MS,52MS-0125H/L	125mA	●	●			●	●			●		0.02530
51MS,52MS-0150H/L	150mA	●	●			●	●			●		0.02325
51MS,52MS-0160H/L	160mA	●	●			●	●			●		0.04315
51MS,52MS-0200H/L	200mA	●	●			●	●			●		0.08063
51MS,52MS-0250H/L	250mA	●	●			●	●			●		0.1341
51MS,52MS-0300H/L	300mA	●	●			●	●			●		0.2167
51MS,52MS-0315H/L	315mA	●	●			●	●			●		0.2393
51MS,52MS-0350H/L	350mA	●	●			●	●			●		0.3061
51MS,52MS-0375H/L	375mA	●	●			●	●			●		0.4017
51MS,52MS-0400H/L	400mA	●	●			●	●			●		0.3766
51MS,52MS-0500H/L	500mA	●	●			●	●			●		0.7704
51MS,52MS-0600H/L	600mA	●	●			●	●			●		0.6552
51MS,52MS-0630H/L	630mA	●	●			●	●			●		0.6880
51MS,52MS-0700H/L	700mA	●	●			●	●			●		0.7551
51MS,52MS-0750H/L	750mA	●	●			●	●			●		0.8669
51MS,52MS-0800H/L	800mA	●	●			●	●			●		1.165
51MS,52MS-010H/L	1A	●	●			●	●	●	●	●		2.112
51MS,52MS-012H/L	1.2A	●	●			●	●	●	●	●		3.608
51MS,52MS-013H/L	1.25A	●	●			●	●	●	●	●		3.962
51MS,52MS-015H/L	1.5A	●	●			●	●	●	●	●		6.713
51MS,52MS-016H/L	1.6A	●	●			●	●	●	●	●		7.795
51MS,52MS-020H/L	2A		●	●		●	●	●	●	●		4.888
51MS,52MS-023H/L	2.25A		●	●		●	●	●	●	●		6.383
51MS,52MS-025H/L	2.5A		●	●		●	●	●	●	●		10.49
51MS,52MS-030H/L	3A		●	●		●	●	●	●	●		15.50
51MS,52MS-032H/L	3.15A		●	●		●	●	●	●	●		17.41
51MS,52MS-035H/L	3.5A		●	●		●	●	●	●	●		27.88
51MS,52MS-040H/L	4A		●	●		●	●	●	●	●		33.47
51MS,52MS-050H/L	5A		●	●		●	●	●	●	●		51.13
51MS,52MS-060H/L	6A		●	●		●	●	●	●	●		75.02
51MS,52MS-063H/L	6.3A		●	●		●	●	●	●	●		84.15
51MS,52MS-070H/L	7A		●	●		●	●	●	●	●		112.1
51MS,52MS-080H/L	8A		●	●		●	●	●	●	●		167.0
51MS,52MS-090H/L	9A							●	●	●		190.3
51MS,52MS-100H/L	10A	●	●			●	●	●	●	●		257.8
51MS,52MS-120H/L	12A								●	●		408.1
51MS,52MS-150H/L	15A								●	●		731.9

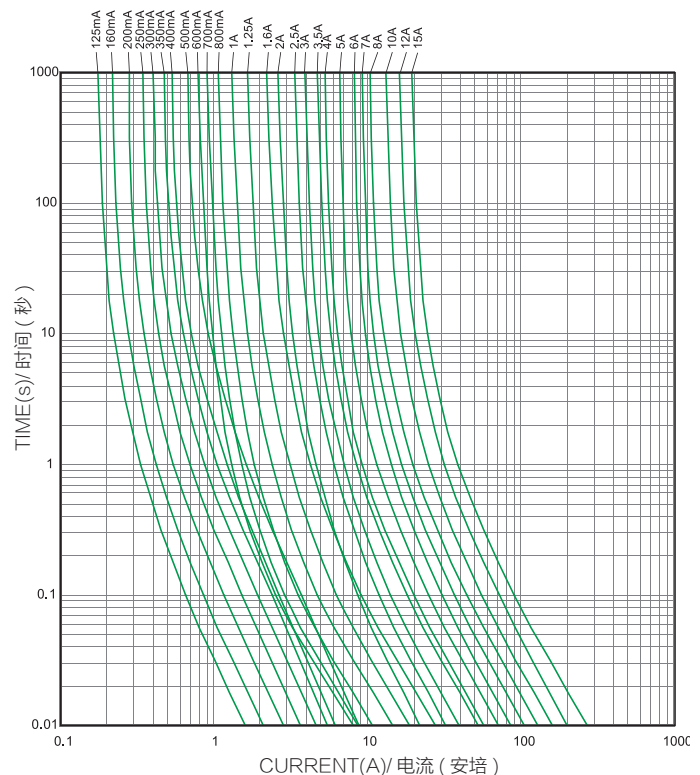
ELECTRICAL CHARACTERISTICS/ 电气特性:

% of CURRENT RATING 额定电流的 %	BLOWING TIME 熔断时间	
100%	4 hours Min.	最快 4 小时
135%	1 hour Max.	最慢 1 小时
200%	20 seconds Max.	最慢 20 秒

Standards/ 标准: UL 248-1, UL 248-14  
 Operating Temperature/ 工作温度: -55°C ~90°C  
 Storing Temperature/ 储存温度: -55°C ~85°C  
 Resistance to soldering heat/ 耐焊接热性: 260°C, 10s Max  
 Solderability/ 可焊性: 245°C ± 5°C, 5s ± 0.5s

51MS/52MS AVERAGE I-T CHARACTERISTICS CURVE  
(FOR REFERENCE ONLY)

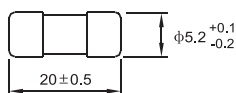
51MS/52MS 平均 I-T 曲线图 (仅供参考)



Dimensions/ 尺寸:

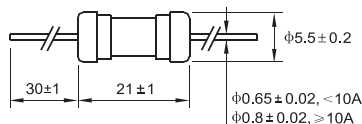
Unit 单位: mm

51MS



52MS

51MS(P)





Your Power Safeguard™  
您的电路安全卫士



TECHNICAL PARAMETERS/ 技术参数:

CATALOG NO. 目录编号	CURRENT RATING 额定电流	SAFETY APPROVALS 安全认证										REFERENCE (A <sup>2</sup> .Sec.) (RoHS) I <sup>2</sup> T 参考值
		UL(cUL)		UR(cUR)		CSA		PSE		KC		
		H	L	H	L	H	L	H	L	H	L	
51S,52S-0100H/L	100mA	●	●			●	●			●		0.03971
51S,52S-0125H/L	125mA	●	●			●	●			●		0.04963
51S,52S-0150H/L	150mA	●	●			●	●			●		0.1613
51S,52S-0160H/L	160mA	●	●			●	●			●		0.1720
51S,52S-0200H/L	200mA	●	●			●	●			●		0.2224
51S,52S-0250H/L	250mA	●	●			●	●			●		0.2780
51S,52S-0300H/L	300mA	●	●			●	●			●		0.4817
51S,52S-0315H/L	315mA	●	●			●	●			●		0.5257
51S,52S-0350H/L	350mA	●	●			●	●			●		0.9952
51S,52S-0375H/L	375mA	●	●			●	●			●		0.8734
51S,52S-0400H/L	400mA	●	●			●	●			●		1.2604
51S,52S-0500H/L	500mA	●	●			●	●			●		1.9567
51S,52S-0600H/L	600mA	●	●			●	●			●		0.5040
51S,52S-0630H/L	630mA	●	●			●	●			●		0.5660
51S,52S-0700H/L	700mA	●	●			●	●			●		0.7183
51S,52S-0750H/L	750mA	●	●			●	●			●		0.8350
51S,52S-0800H/L	800mA	●	●			●	●			●		1.030
51S,52S-010H/L	1A	●	●			●	●	●	●	●	●	2.242
51S,52S-012H/L	1.2A	●	●			●	●	●	●	●	●	3.960
51S,52S-013H/L	1.25A	●	●			●	●	●	●	●	●	4.070
51S,52S-015H/L	1.5A	●	●			●	●	●	●	●	●	8.440
51S,52S-016H/L	1.6A	●	●			●	●	●	●	●	●	9.800
51S,52S-020H/L	2A	●	●			●	●	●	●	●	●	13.95
51S,52S-025H/L	2.5A	●	●			●	●	●	●	●	●	24.49
51S,52S-030H/L	3A	●	●	●	●	●	●	●	●	●	●	14.15
51S,52S-032H/L	3.15A	●	●	●	●	●	●	●	●	●	●	14.35
51S,52S-035H/L	3.5A	●	●	●	●	●	●	●	●	●	●	21.12
51S,52S-040H/L	4A	●	●	●	●	●	●	●	●	●	●	30.80
51S,52S-050H/L	5A	●	●	●	●	●	●	●	●	●	●	46.97
51S,52S-060H/L	6A	●	●	●	●	●	●	●	●	●	●	69.59
51S,52S-063H/L	6.3A	●	●	●	●	●	●	●	●	●	●	73.07
51S,52S-070H/L	7A	●	●	●	●	●	●	●	●	●	●	104.5
51S,52S-080H/L	8A	●	●	●	●	●	●	●	●	●	●	152.0
51S,52S-090H/L	9A	●	●	●	●	●	●	●	●	●	●	206.8
51S,52S-100H/L	10A	●	●	●	●	●	●	●	●	●	●	274.6
51S,52S-120H/L	12A	●	●	●	●	●	●	●	●	●	●	387.9
51S,52S-150H/L	15A	●	●	●	●	●	●	●	●	●	●	690.3

H DENOTES FOR 250V      H 表示 250V  
L DENOTES FOR 125V      L 表示 125V  
● DENOTES FOR APPROVED      ●表示已取得安全认证

ELECTRICAL CHARACTERISTICS/ 电气特性:

% of CURRENT RATING 额定电流的 %	BLOWING TIME 熔断时间	
100%	4 hours Min.	最快 4 小时
135%	1 hour Max.	最慢 1 小时
200%	120 seconds Max.	最慢 120 秒

Standards/ 标准: UL 248-1, UL 248-14  
Operating Temperature/ 工作温度: -55°C ~125°C  
Storing Temperature/ 储存温度: -55°C ~85°C  
Resistance to soldering heat/ 耐焊接热性: 260°C, 10s Max  
Solderability/ 可焊性: 245°C ±5°C, 5s ±0.5s



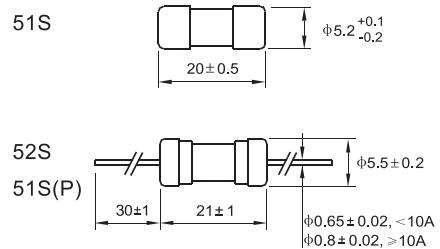
Φ5.2x20mm, RoHS Compliant & Pb-Free  
GLASS TUBE FUSE (SLOW-BLOW)  
玻璃保险丝管 (慢断型)

INTERRUPTING CAPACITY/ 分断能力:

- 10,000 amperes at 125V AC (32mA-8A)
- 35 amperes at 250V AC (32mA-1A)
- 100 amperes at 250V AC (1.2mA-3.5A)
- 200 amperes at 250V AC (4A-8A)
- 100 amperes at 125V AC (1A-15A) PSE (51S)
- 500 amperes at 125V AC (1A-15A) PSE (52S)
- 100 amperes at 250V AC (1A-15A) PSE (51S/52S)
- 100 amperes at 250V AC (100mA-10A) KC

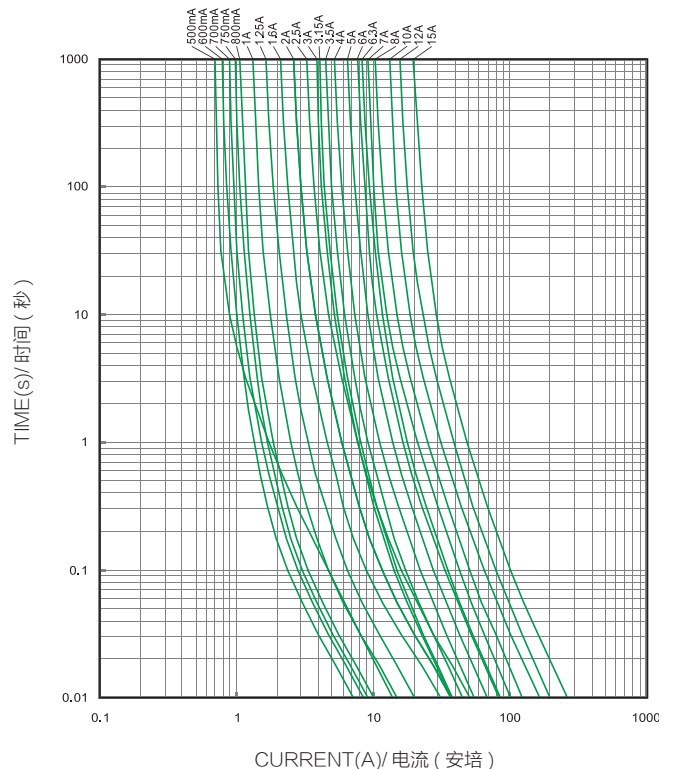
Dimensions/ 尺寸:

Unit 单位: mm



51S/52S AVERAGE I-T CHARACTERISTICS CURVE  
(FOR REFERENCE ONLY)

51S/52S 平均 I-T 曲线图 (仅供参考)





# 51NR, 52NR

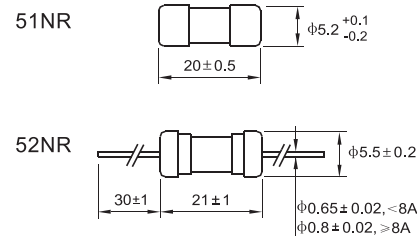
## Φ5.2x20mm, RoHS Compliant & Pb-Free GLASS TUBE FUSE (FAST-BLOW) 玻璃保险丝管 (速断型)

### INTERRUPTING CAPACITY/ 分断能力:

- 100 amperes at 125V AC (1A-15A) PSE (51NR)
- 500 amperes at 125V AC (1A-15A) PSE (52NR)
- 100 amperes at 250V AC (1A-15A) PSE (51NR/52NR)
- 100 amperes at 250V AC (100mA-10A) KC

### Dimensions/ 尺寸:

Unit 单位: mm



Standards/ 标准: JIS C6575

Operating Temperature/ 工作温度: -55°C ~125°C

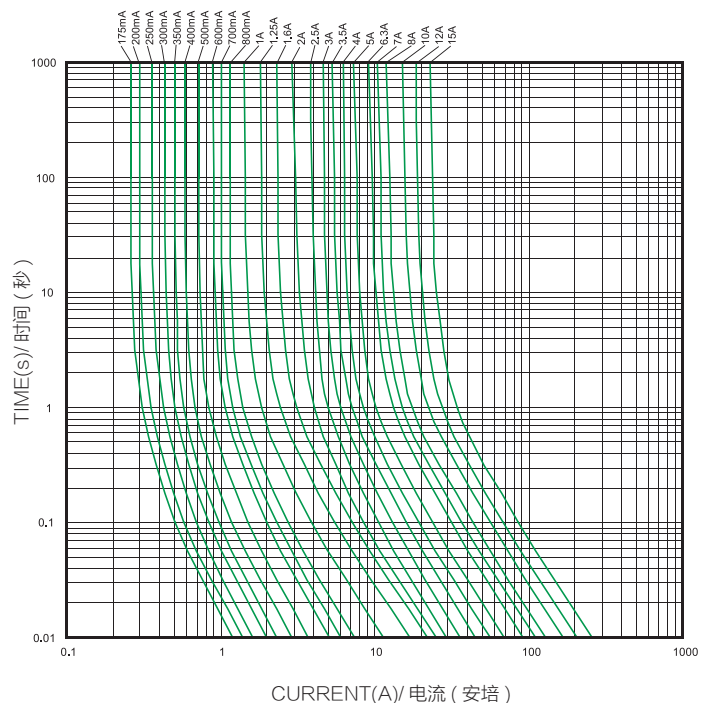
Storing Temperature/ 储存温度: -55°C ~85°C

Resistance to soldering heat/ 耐焊接热性: 260°C, 10s Max

Solderability/ 可焊性: 245°C ± 5°C, 5s ± 0.5s

### 51NR/52NR AVERAGE I-T CHARACTERISTICS CURVE (FOR REFERENCE ONLY)

### 51NR/52NR 平均 I-T 曲线图 (仅供参考)



### TECHNICAL PARAMETERS/ 技术参数:

CATALOG NO. 目录编号	CURRENT RATING 额定电流	SAFETY APPROVALS 安全认证			REFERENCE (A <sup>2</sup> .Sec.) (RoHS) I <sup>2</sup> T 参考值
		PSE		KC	
		H	L	H	
51NR,52NR-0100H/L	100mA			●	
51NR,52NR-0125H/L	125mA			●	
51NR,52NR-0150H/L	150mA			●	
51NR,52NR-0160H/L	160mA			●	
51NR,52NR-0175H/L	175mA			●	0.008763
51NR,52NR-0200H/L	200mA			●	0.01012
51NR,52NR-0250H/L	250mA			●	0.01400
51NR,52NR-0300H/L	300mA			●	0.02200
51NR,52NR-0315H/L	315mA			●	0.02517
51NR,52NR-0350H/L	350mA			●	0.03292
51NR,52NR-0375H/L	375mA			●	0.06345
51NR,52NR-0400H/L	400mA			●	0.08200
51NR,52NR-0500H/L	500mA			●	0.12242
51NR,52NR-0600H/L	600mA			●	0.2050
51NR,52NR-0630H/L	630mA			●	0.3142
51NR,52NR-0700H/L	700mA			●	0.4225
51NR,52NR-0750H/L	750mA			●	0.5123
51NR,52NR-0800H/L	800mA			●	0.5931
51NR,52NR-010H/L	1A	●	●	●	0.9110
51NR,52NR-012H/L	1.2A	●	●	●	2.0113
51NR,52NR-013H/L	1.25A	●	●	●	2.231
51NR,52NR-015H/L	1.5A	●	●	●	3.799
51NR,52NR-016H/L	1.6A	●	●	●	4.223
51NR,52NR-020H/L	2A	●	●	●	5.561
51NR,52NR-025H/L	2.5A	●	●	●	7.757
51NR,52NR-030H/L	3A	●	●	●	12.62
51NR,52NR-032H/L	3.15A	●	●	●	14.39
51NR,52NR-035H/L	3.5A	●	●	●	16.10
51NR,52NR-040H/L	4A	●	●	●	26.11
51NR,52NR-050H/L	5A	●	●	●	49.12
51NR,52NR-060H/L	6A	●	●	●	68.62
51NR,52NR-063H/L	6.3A	●	●	●	73.10
51NR,52NR-070H/L	7A	●	●	●	96.28
51NR,52NR-080H/L	8A	●	●	●	161.3
51NR,52NR-090H/L	9A	●	●	●	186.5
51NR,52NR-100H/L	10A	●	●	●	244.9
51NR,52NR-120H/L	12A	●	●	●	375.8
51NR,52NR-150H/L	15A	●	●	●	602.5

H DENOTES FOR 250V

H 表示 250V

L DENOTES FOR 125V

L 表示 125V

● DENOTES FOR APPROVED

● 表示已取得安全认证

### ELECTRICAL CHARACTERISTICS/ 电气特性:

% of CURRENT RATING 额定电流的 %	BLOWING TIME 熔断时间	
130%	1 hour Min.	最快 1 小时
160%	1 hour Max.	最慢 1 小时
200%	120 seconds Max.	最慢 120 秒



Your Power Safeguard™  
您的电路安全卫士



TECHNICAL PARAMETERS/ 技术参数:

CATALOG NO. 目录编号	CURRENT RATING 额定电流	SAFETY APPROVALS 安全认证		REFERENCE (A <sup>2</sup> .Sec.) (RoHS) I <sup>2</sup> T 参考值
		H	L	
51ST,52ST-0100H/L	100mA			0.0421
51ST,52ST-0125H/L	125mA			0.0798
51ST,52ST-0150H/L	150mA			0.121
51ST,52ST-0160H/L	160mA			0.143
51ST,52ST-0200H/L	200mA			0.257
51ST,52ST-0250H/L	250mA			0.478
51ST,52ST-0300H/L	300mA			0.625
51ST,52ST-0315H/L	315mA			0.689
51ST,52ST-0350H/L	350mA			0.823
51ST,52ST-0375H/L	375mA			0.969
51ST,52ST-0400H/L	400mA			1.25
51ST,52ST-0500H/L	500mA			1.87
51ST,52ST-0600H/L	600mA			0.613
51ST,52ST-0630H/L	630mA			0.702
51ST,52ST-0700H/L	700mA			1.00
51ST,52ST-0750H/L	750mA			1.25
51ST,52ST-0800H/L	800mA			1.63
51ST,52ST-010H/L	1A	●	●	3.01
51ST,52ST-012H/L	1.2A	●	●	5.64
51ST,52ST-013H/L	1.25A	●	●	6.19
51ST,52ST-015H/L	1.5A	●	●	9.50
51ST,52ST-016H/L	1.6A	●	●	11.06
51ST,52ST-020H/L	2A	●	●	8.95
51ST,52ST-025H/L	2.5A	●	●	16.44
51ST,52ST-030H/L	3A	●	●	31.50
51ST,52ST-032H/L	3.15A	●	●	36.55
51ST,52ST-035H/L	3.5A	●	●	42.90
51ST,52ST-040H/L	4A	●	●	57.80
51ST,52ST-050H/L	5A	●	●	86.15
51ST,52ST-060H/L	6A	●	●	123.8
51ST,52ST-063H/L	6.3A	●	●	138.5
51ST,52ST-070H/L	7A	●	●	174.6
51ST,52ST-080H/L	8A	●	●	240.9
51ST,52ST-090H/L	9A	●	●	275.0
51ST,52ST-100H/L	10A	●	●	353.9
51ST,52ST-120H/L	12A	●	●	583.6
51ST,52ST-150H/L	15A	●	●	946.2

H DENOTES FOR 250V      H 表示 250V  
L DENOTES FOR 125V      L 表示 125V  
● DENOTES FOR APPROVED      ● 表示已取得安全认证

ELECTRICAL CHARACTERISTICS/ 电气特性:

% of CURRENT RATING 额定电流的 %	BLOWING TIME 熔断时间	
130%	1 hour Min.	最快 1 小时
160%	1 hour Max.	最慢 1 小时
200%	120 seconds Max.	最慢 120 秒

**51ST, 52ST**

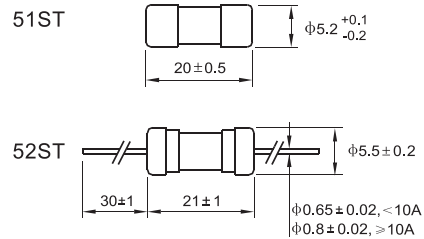
Φ5.2x20mm, RoHS Compliant & Pb-Free  
GLASS TUBE FUSE (MEDIUM SLOW-BLOW)  
玻璃保险丝管 (中等慢断型)

INTERRUPTING CAPACITY/ 分断能力:

100 amperes at 125V AC (1A-15A) PSE (51ST)  
500 amperes at 125V AC (1A-15A) PSE (52ST)  
100 amperes at 250V AC (1A-15A) PSE (51ST/52ST)

Dimensions/ 尺寸:

Unit 单位: mm



Standards/ 标准: JIS C6575

Operating Temperature/ 工作温度: -55°C ~125°C

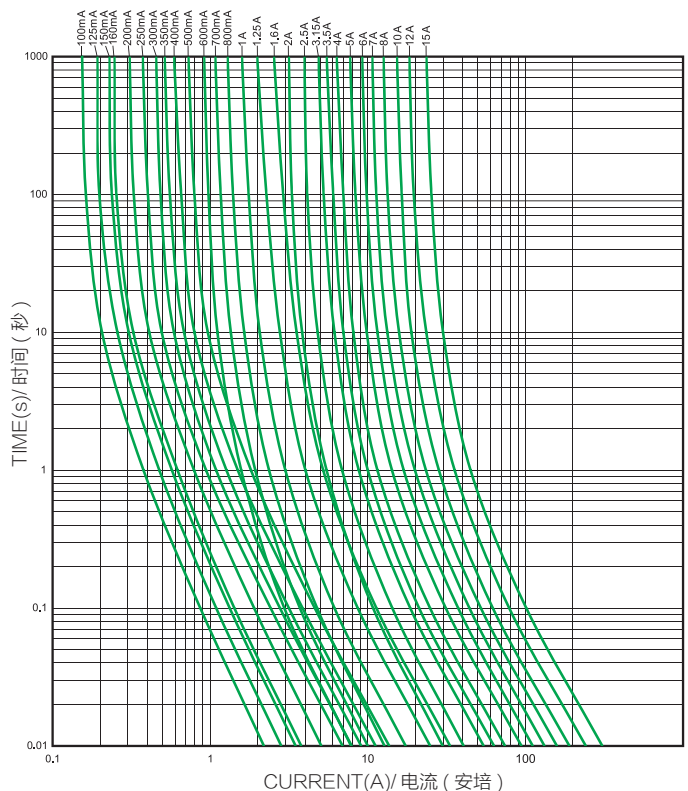
Storing Temperature/ 储存温度: -55°C ~85°C

Resistance to soldering heat/ 耐焊接热性: 260°C, 10s Max

Solderability/ 可焊性: 245 ± 5°C, 5s ± 0.5s

51ST/52ST AVERAGE I-T CHARACTERISTICS CURVE  
(FOR REFERENCE ONLY)

51ST/52ST 平均 I-T 曲线图 (仅供参考)





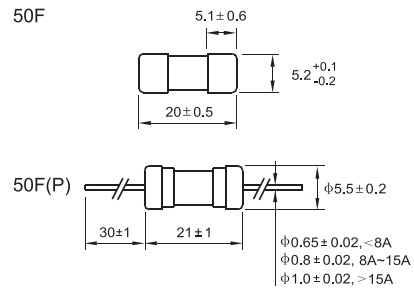


**Φ5.2x20mm IEC STANDARD FUSE RoHS Compliant & Pb-Free**  
**LOW-BREAKING CAPACITY GLASS**  
**TUBE FUSE (QUICK-ACTING)**  
**低分断能力玻璃保险丝管 (速断型)**

**INTERRUPTING CAPACITY/分断能力:**  
35A OR 10In 250V AC WHICHEVER IS GREATER (125mA-16A)

**Dimensions/尺寸:**

Unit 单位: mm



Standards/标准: IEC 60127 GB 9364

Operating Temperature/工作温度: -55°C ~125°C

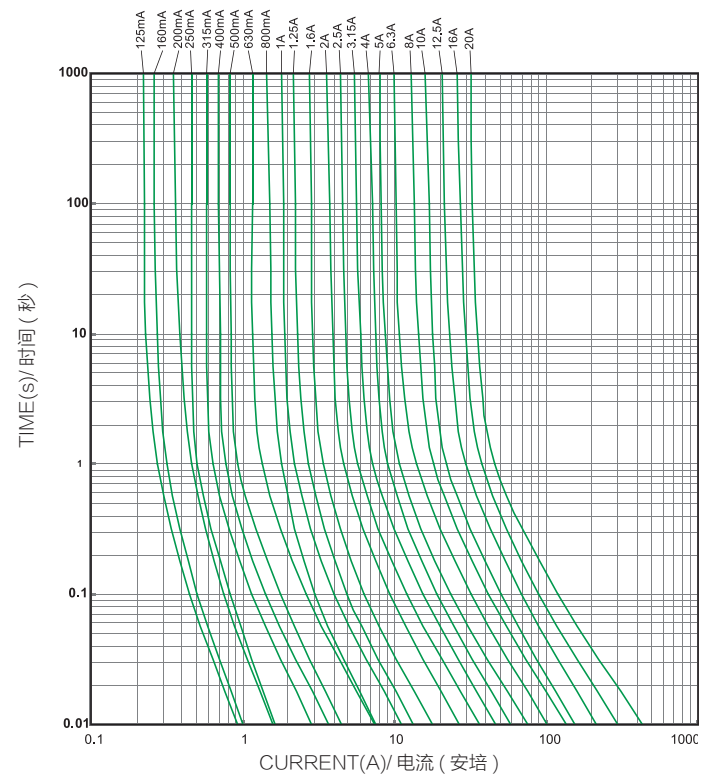
Storing Temperature/储存温度: -55°C ~85°C

Resistance to soldering heat/耐焊接热性: 260°C, 10s Max

Solderability/可焊性: 245°C ± 5°C, 5s ± 0.5s

**50F AVERAGE I-T CHARACTERISTICS CURVE**  
(FOR REFERENCE ONLY)

**50F 平均 I-T 曲线图 (仅供参考)**



**TECHNICAL PARAMETERS/技术参数:**

CATALOG NO. 目录编号	CURRENT RATING 额定电流	MAX. VOLTAGE DROP 最大电压降 (mv)	SAFETY APPROVALS 安全认证									REFERENCE (A <sup>2</sup> .Sec.) (RoHS) I-T 参考值	
			CQC	CQC	SEMKO	VDE	BSI	IMQ	UR (ULR)	CSA	PSE		KC
50F-0125H	125mA	2000											0.0085
50F-0160H	160mA	2000											0.0099
50F-0200H	200mA	1700	●	●	●	●	●	●	●	●	●	●	0.02563
50F-0250H	250mA	1400	●	●	●	●	●	●	●	●	●	●	0.02717
50F-0315H	315mA	1300	●	●	●	●	●	●	●	●	●	●	0.08200
50F-0400H	400mA	1200	●	●	●	●	●	●	●	●	●	●	0.1224
50F-0500H	500mA	1000	●	●	●	●	●	●	●	●	●	●	0.2050
50F-0630H	630mA	650	●	●	●	●	●	●	●	●	●	●	0.5505
50F-0750H	750mA	400						●	●	●	●	●	0.7780
50F-0800H	800mA	240	●	●	●	●	●	●	●	●	●	●	0.5747
50F-010H	1A	200	●	●	●	●	●	●	●	●	●	●	1.240
50F-013H	1.25A	200	●	●	●	●	●	●	●	●	●	●	1.810
50F-016H	1.6A	190	●	●	●	●	●	●	●	●	●	●	3.200
50F-020H	2A	170	●	●	●	●	●	●	●	●	●	●	7.256
50F-025H	2.5A	170	●	●	●	●	●	●	●	●	●	●	13.69
50F-032H	3.15A	150	●	●	●	●	●	●	●	●	●	●	22.33
50F-040H	4A	130	●	●	●	●	●	●	●	●	●	●	35.19
50F-050H	5A	130	●	●	●	●	●	●	●	●	●	●	58.83
50F-063H	6.3A	130	●	●	●	●	●	●	●	●	●	●	104.6
50F-080H	8A	130	●	●	●	●	●	●	●	●	●	●	185.6
50F-100H	10A	130	●	●	●	●	●	●	●	●	●	●	244.4
50F-120H	12A	100						●	●	●	●	●	428.5
50F-125H	12.5A	100	●	●	●	●	●	●	●	●	●	●	473.1
50F-150H	15A	100						●	●	●	●	●	838.8
50F-160H	16A	100	●	●	●	●	●	●	●	●	●	●	894.7
50F-200H	20A	100											1877

H DENOTES FOR 250V

H 表示 250V

● DENOTES FOR APPROVED

● 表示已取得安全认证

**REMARK 备注:**

50F(P)-125H/160H WITHOUT CQC/VDE/SEMKO APPROVAL


50F(P)-125H/160H 产品无 CQC/VDE/SEMKO 认证

**ELECTRICAL CHARACTERISTICS/电气特性:**

RATING 额定		BLOWING TIME 熔断时间			
		125mA-6.3A	8A-10A	>10A-16A	>16A
2.1In	Max. 最慢	30 minutes	30 minutes	30 minutes	30 minutes
	Min. 最快	50 ms	50 ms	50 ms	100 ms
2.75In	Max. 最慢	2 seconds	2 seconds	3 seconds	6 seconds
	Min. 最快	10 ms	10 ms	10 ms	20 ms
4In	Max. 最慢	300 ms	400 ms	400 ms	600 ms
	Min. 最快	20 ms	40 ms	50 ms	60 ms



Your Power Safeguard™  
您的电路安全卫士



Φ5.2x20mm IEC STANDARD FUSE RoHS Compliant & Pb-Free  
LOW-BREAKING CAPACITY GLASS  
TUBE FUSE (TIME-LAG)  
低分断能力玻璃保险丝管 (慢断型)

**INTERRUPTING CAPACITY/ 分断能力:**  
35A OR 10In 250V AC WHICHEVER IS GREATER

**Dimensions/ 尺寸:**

Unit 单位: mm

**TECHNICAL PARAMETERS/ 技术参数:**

CATALOG NO. 目录编号	CURRENT RATING 额定电流	MAX. VOLTAGE DROP 最大电压降 (mv)	SAFETY APPROVALS 安全认证					REFERENCE (A².Sec.) (RoHS) I²T 参考值
			CQC	VDE	PSE	cURus	KC	
5GT-0800H	800mA	250	●	●		●	●	1.583
5GT-010H	1A	150	●	●	●	●	●	3.830
5GT-013H	1.25A	150	●	●	●	●	●	5.752
5GT-016H	1.6A	150	●	●	●	●	●	12.42
5GT-020H	2A	150	●	●	●	●	●	25.62
5GT-025H	2.5A	120	●	●	●	●	●	24.82
5GT-032H	3.15A	100	●	●	●	●	●	47.55
5GT-040H	4A	100	●	●	●	●	●	85.65
5GT-050H	5A	100	●	●	●	●	●	127.2
5GT-063H	6.3A	100	●	●	●	●	●	216.8
5GT-080H	8A	100	●	●	●	●	●	374.2
5GT-100H	10A	100	●	●	●	●	●	597.6

H DENOTES FOR 250V

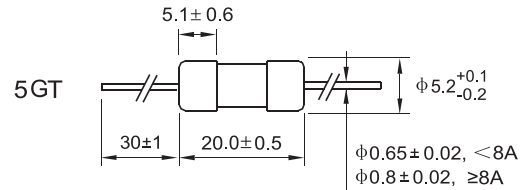
H 表示 250V

● DENOTES FOR APPROVED

● 表示已取得安全认证

**ELECTRICAL CHARACTERISTICS/ 电气特性:**

RATING 额定	BLOWING TIME 熔断时间	
	800mA-10A	
2.1In	Max. 最慢	2 minutes
	Min. 最快	600 ms
2.75In	Max. 最慢	10 seconds
	Min. 最快	150 ms
4In	Max. 最慢	3 seconds
	Min. 最快	20 ms
10In	Max. 最慢	300 ms



Standards/ 标准: IEC 60127 GB 9364

Operating Temperature/ 工作温度: -55°C ~125°C

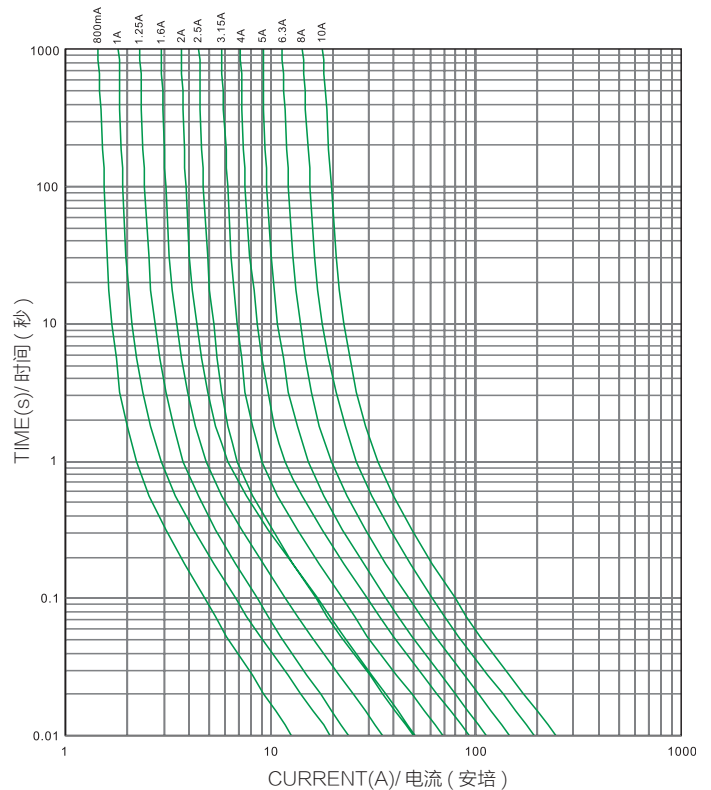
Storing Temperature/ 储存温度: -55°C ~85°C

Resistance to soldering heat/ 耐焊接热性: 260°C, 10s Max

Solderability/ 可焊性: 245°C ± 5°C, 5s ± 0.5s

**5GT AVERAGE I-T CHARACTERISTICS CURVE (FOR REFERENCE ONLY)**

**5GT 平均 I-T 曲线图 (仅供参考)**





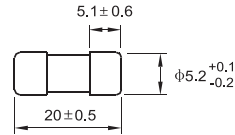
Φ5.2x20mm IEC STANDARD FUSE RoHS Compliant & Pb-Free  
**LOW-BREAKING CAPACITY GLASS  
TUBE FUSE (TIME-LAG)**  
低分断能力玻璃保险丝管（慢断型）

**INTERRUPTING CAPACITY/分断能力:**  
35A OR 10In 250V AC WHICHEVER IS GREATER

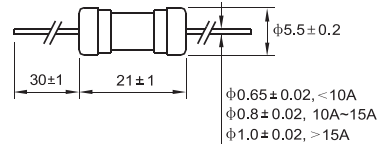
**Dimensions/尺寸:**

Unit 单位: mm

50T



50T(P)



Standards/标准: IEC 60127 GB 9364

Operating Temperature/工作温度: -55°C ~125°C

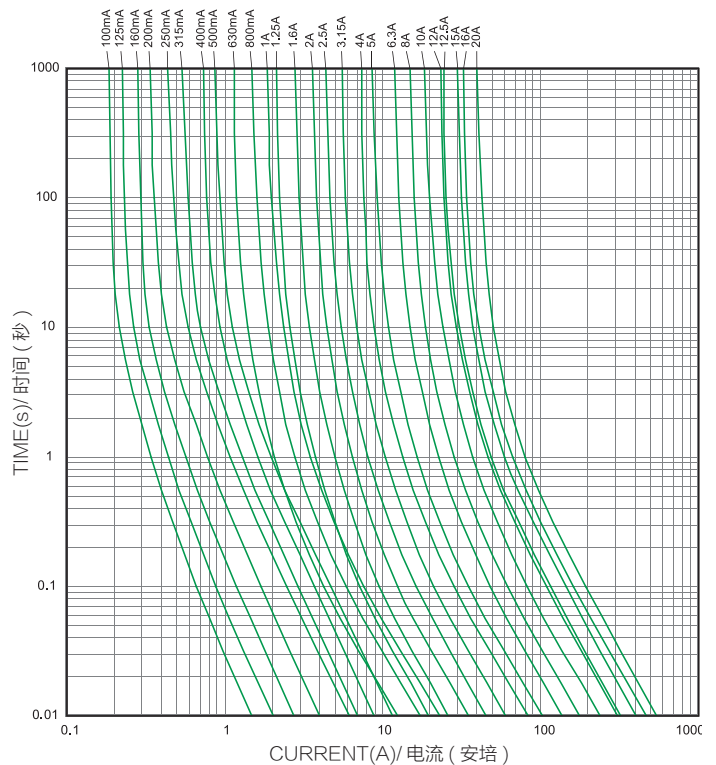
Storing Temperature/储存温度: -55°C ~85°C

Resistance to soldering heat/耐焊接热性: 260°C, 10s Max

Solderability/可焊性: 245°C ± 5°C, 5s ± 0.5s

50T AVERAGE I-T CHARACTERISTICS CURVE  
(FOR REFERENCE ONLY)

50T 平均 I-T 曲线图 (仅供参考)



**TECHNICAL PARAMETERS/技术参数:**

CATALOG NO. 目录编号	CURRENT RATING 额定电流	MAX. VOLTAGE DROP 最大电压降 (mv)	SAFETY APPROVALS 安全认证									REFERENCE (A°.Sec.) (RoHS) I-T 参考值	
			CCC	CQC	SEIKO	VDE	BSI	IMQ	UR (GUR)	CSA	PSE		KC
50T-0100H	100mA	2500	●										0.0223
50T-0125H	125mA	2000	●	●	●	●	●	●	●	●	●	●	0.0417
50T-0160H	160mA	1900	●	●	●	●	●	●	●	●	●	●	0.0767
50T-0200H	200mA	1500	●	●	●	●	●	●	●	●	●	●	0.1628
50T-0250H	250mA	1300	●	●	●	●	●	●	●	●	●	●	0.3808
50T-0315H	315mA	1100	●	●	●	●	●	●	●	●	●	●	0.4833
50T-0400H	400mA	1000	●	●	●	●	●	●	●	●	●	●	0.7968
50T-0500H	500mA	900	●	●	●	●	●	●	●	●	●	●	1.362
50T-0630H	630mA	300	●	●	●	●	●	●	●	●	●	●	1.583
50T-0800H	800mA	250	●	●	●	●	●	●	●	●	●	●	3.004
50T-010H	1A	150	●	●	●	●	●	●	●	●	●	●	5.309
50T-013H	1.25A	150	●	●	●	●	●	●	●	●	●	●	3.879
50T-016H	1.6A	150	●	●	●	●	●	●	●	●	●	●	6.890
50T-020H	2A	150	●	●	●	●	●	●	●	●	●	●	12.33
50T-025H	2.5A	120	●	●	●	●	●	●	●	●	●	●	20.63
50T-032H	3.15A	100	●	●	●	●	●	●	●	●	●	●	36.91
50T-040H	4A	100	●	●	●	●	●	●	●	●	●	●	70.56
50T-050H	5A	100	●	●	●	●	●	●	●	●	●	●	108.7
50T-063H	6.3A	100	●	●	●	●	●	●	●	●	●	●	187.8
50T-080H	8A	100	●	●	●	●	●	●	●	●	●	●	314.9
50T-100H	10A	100	●	●	●	●	●	●	●	●	●	●	583.4
50T-120H	12A	80	●	●	●	●	●	●	●	●	●	●	958.9
50T-125H	12.5A	80	●	●	●	●	●	●	●	●	●	●	1045
50T-150H	15A	80	●	●	●	●	●	●	●	●	●	●	1668
50T-160H	16A	80	●	●	●	●	●	●	●	●	●	●	2231
50T-200H	20A	80	●	●	●	●	●	●	●	●	●	●	3010

H DENOTES FOR 250V

H 表示 250V

● DENOTES FOR APPROVED

● 表示已取得安全认证

REAMARK 备注:

50T(P)-160H WITHOUT VDE APPROVAL

50T(P)-160H 产品无 VDE 认证

**ELECTRICAL CHARACTERISTICS/电气特性:**

RATING 额定		BLOWING TIME 熔断时间		
		100mA	125mA-10A	>10A
2.1In	Max. 最慢	2 minutes	2 minutes	5 minutes
	Min. 最快	200 ms	600 ms	600 ms
2.75In	Max. 最慢	10 seconds	10 seconds	15 seconds
	Min. 最快	40 ms	150 ms	150 ms
4In	Max. 最慢	3 seconds	3 seconds	5 seconds
	Min. 最快	10 ms	20 ms	20 ms
10In	Max. 最慢	300 ms	300 ms	400 ms



Your Power Safeguard™  
您的电路安全卫士



Φ5.2x20mm IEC STANDARD FUSE RoHS Compliant & Pb-Free  
HIGH BREAKING CAPACITY CERAMIC  
TUBE FUSE (QUICK-ACTING)  
高分断能力瓷保险丝管 (速断型)

**INTERRUPTING CAPACITY/ 分断能力:**

1,500 amperes at 250V AC

**TECHNICAL PARAMETERS/ 技术参数:**

CATALOG NO. 目录编号	CURRENT RATING 额定电流	MAX. VOLTAGE DROP 最大电压降 (mv)	SAFETY APPROVALS 安全认证								REFERENCE (A <sup>2</sup> .Sec.) (RoHS) I <sup>2</sup> T 参考值
			CCC	CQC	SEMKO	VDE	UR&UR	BSI	PSE	KC	
50CF-0250H	250mA	2800	●	●	●	●	●	●	●	0.0040	
50CF-0315H	315mA	2500	●	●	●	●	●	●	●	0.0142	
50CF-0400H	400mA	2000	●	●	●	●	●	●	●	0.0200	
50CF-0500H	500mA	1800	●	●	●	●	●	●	●	0.0309	
50CF-0630H	630mA	1500	●	●	●	●	●	●	●	0.0672	
50CF-0800H	800mA	1200	●	●	●	●	●	●	●	0.1210	
50CF-010H	1A	1000	●	●	●	●	●	●	●	0.2019	
50CF-013H	1.25A	800	●	●	●	●	●	●	●	0.4489	
50CF-016H	1.6A	600	●	●	●	●	●	●	●	1.243	
50CF-020H	2A	500	●	●	●	●	●	●	●	2.204	
50CF-025H	2.5A	400	●	●	●	●	●	●	●	1.995	
50CF-032H	3.15A	350	●	●	●	●	●	●	●	4.271	
50CF-040H	4A	300	●	●	●	●	●	●	●	12.22	
50CF-050H	5A	250	●	●	●	●	●	●	●	24.20	
50CF-063H	6.3A	200	●	●	●	●	●	●	●	51.30	
50CF-080H	8A	200	●	●	●	●	●	●	●	102.2	
50CF-100H	10A	200	●	●	●	●	●	●	●	204.7	
50CF-120H	12A	200	●	●	●	●	●	●	●	360.5	
50CF-125H	12.5A	180	●	●	●	●	●	●	●	407.6	
50CF-150H	15A	180	●	●	●	●	●	●	●	602.5	
50CF-160H	16A	180	●	●	●	●	●	●	●	642.7	

H DENOTES FOR 250V      H 表示 250V  
● DENOTES FOR APPROVED      ● 表示已取得安全认证

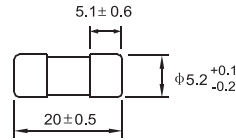
**ELECTRICAL CHARACTERISTICS/ 电气特性:**

RATING 额定		BLOWING TIME 熔断时间			
		250mA-4A	5A-6.3A	8A-10A	>10A
2.1In	Max. 最慢	30 minutes	30 minutes	30 minutes	30 minutes
	Min. 最快	10 ms	10 ms	40 ms	40 ms
2.75In	Max. 最慢	2 seconds	3 seconds	20 seconds	20 seconds
	Min. 最快	3 ms	3 ms	10 ms	10 ms
4In	Max. 最慢	300 ms	300 ms	1 second	1 second
	Min. 最快	20 ms	20 ms	30 ms	40 ms

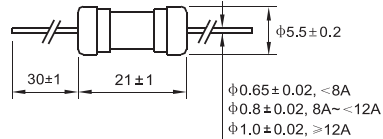
**Dimensions/ 尺寸:**

Unit 单位: mm

50CF



50CF(P)



Standards/ 标准: IEC 60127 GB 9364

Operating Temperature/ 工作温度: -55°C ~125°C

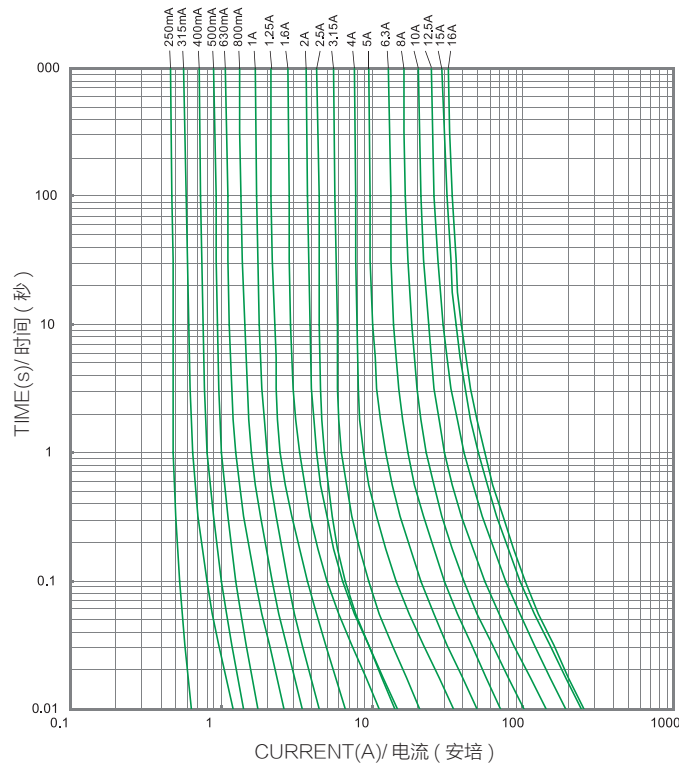
Storing Temperature/ 储存温度: -55°C ~85°C

Resistance to soldering heat/ 耐焊接热性: 260°C, 10s Max

Solderability/ 可焊性: 245°C ± 5°C, 5s ± 0.5s

**50CF AVERAGE I-T CHARACTERISTICS CURVE  
(FOR REFERENCE ONLY)**

**50CF 平均 I-T 曲线图 (仅供参考)**










Your Power Safeguard™  
您的电路安全卫士



Φ5.2x20mm IEC STANDARD FUSE RoHS Compliant & Pb-Free  
**HIGH BREAKING CAPACITY CERAMIC  
TUBE FUSE (TIME-LAG)**  
高分断能力瓷保险丝管（慢断型）

**INTERRUPTING CAPACITY/ 分断能力:**  
1,500 amperes at 250V AC

**TECHNICAL PARAMETERS/ 技术参数:**

CATALOG NO. 目录编号	CURRENT RATING 额定电流	MAX. VOLTAGE DROP 最大电压降 (mv)	SAFETY APPROVALS 安全认证					REFERENCE (A <sup>2</sup> .Sec.) (RoHS) I <sup>2</sup> T 参考值
			CQC	VDE	PSE	cUR <sub>us</sub>	KC	
5CT-010H	1A	350	●	●	●	●	●	1.112
5CT-013H	1.25A	300	●	●	●	●	●	1.848
5CT-016H	1.6A	200	●	●	●	●	●	3.133
5CT-020H	2A	190	●	●	●	●	●	6.76
5CT-025H	2.5A	180	●	●	●	●	●	9.709
5CT-032H	3.15A	140	●	●	●	●	●	18.55
5CT-040H	4A	100	●	●	●	●	●	38.84
5CT-050H	5A	100	●	●	●	●	●	79.07
5CT-063H	6.3A	100	●	●	●	●	●	132.4
5CT-080H	8A	100	●	●	●	●	●	284.9
5CT-100H	10A	100	●	●	●	●	●	452.1

H DENOTES FOR 250V  
● DENOTES FOR APPROVED

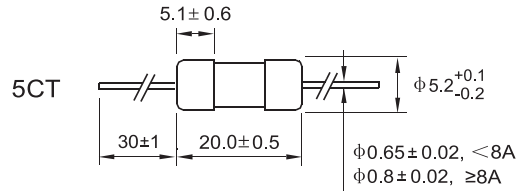
H 表示 250V  
● 表示已取得安全认证

**ELECTRICAL CHARACTERISTICS/ 电气特性:**

RATING 额定	BLOWING TIME 熔断时间	
	1A-3.15A	4A-10A
2.1In	Max. 最慢	30 minutes
	Min. 最快	750 ms
2.75In	Max. 最慢	80 seconds
	Min. 最快	95 ms
4In	Max. 最慢	5 seconds
	Min. 最快	10 ms
10In	Max. 最慢	150 ms
	Min. 最快	10 ms

**Dimensions/ 尺寸:**

Unit 单位: mm



Standards/ 标准: IEC 60127 GB 9364

Operating Temperature/ 工作温度: -55°C ~125°C

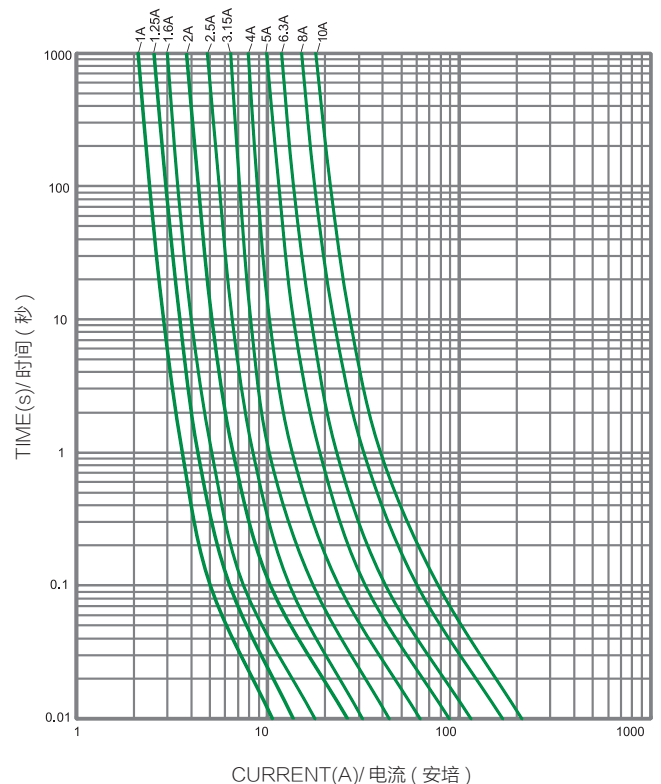
Storing Temperature/ 储存温度: -55°C ~85°C

Resistance to soldering heat/ 耐焊接热性: 260°C, 10s Max

Solderability/ 可焊性: 245°C ± 5°C, 5s ± 0.5s

**5CT AVERAGE I-T CHARACTERISTICS CURVE (FOR REFERENCE ONLY)**

**5CT 平均 I-T 曲线图 (仅供参考)**



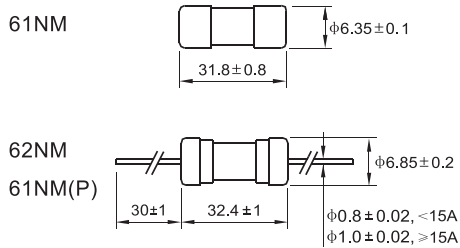


## Φ6.35x32mm, RoHS Compliant & Pb-Free GLASS TUBE FUSE (FAST BLOW) 玻璃保险丝管 (速断型)

### INTERRUPTING CAPACITY / 分断能力:

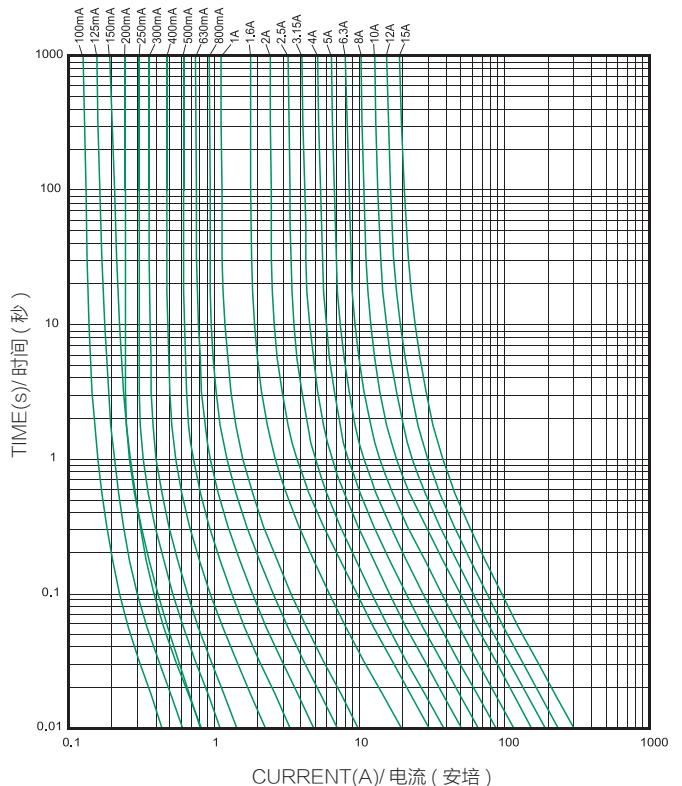
- 10,000 amperes at 125V AC (32mA-10A)
- 35 amperes at 250V AC (32mA-1A)
- 100 amperes at 250V AC (1.2A-3.5A)
- 200 amperes at 250V AC (4A-10A)
- 100 amperes at 125V AC (1A-30A) PSE (61NM)
- 500 amperes at 125V AC (1A-15A) PSE (62NM)
- 100 amperes at 125V AC (16A-30A) PSE (62NM)
- 100 amperes at 250V AC (1A-30A) PSE (61NM/62NM)
- 100 amperes at 250V AC (100mA-10A) KC

### Dimensions / 尺寸:



### 61NM/62NM AVERAGE I-T CHARACTERISTICS CURVE (FOR REFERENCE ONLY)

### 61NM/62NM 平均 I-T 曲线图 (仅供参考)



### TECHNICAL PARAMETERS/ 技术参数:

CATALOG NO. 目录编号	CURRENT RATING 额定电流	SAFETY APPROVALS 安全认证								REFERENCE (A²·Sec.) (RoHS) I²t 参考值
		UL(cUL)		CSA		PSE		KC		
		H	L	H	L	H	L	H	L	
61NM,62NM-0100H/L	100mA	●	●	●	●				●	0.00194
61NM,62NM-0125H/L	125mA	●	●	●	●				●	0.00373
61NM,62NM-0150H/L	150mA	●	●	●	●				●	0.00685
61NM,62NM-0160H/L	160mA	●	●	●	●				●	0.00782
61NM,62NM-0200H/L	200mA	●	●	●	●				●	0.00655
61NM,62NM-0250H/L	250mA	●	●	●	●				●	0.0123
61NM,62NM-0300H/L	300mA	●	●	●	●				●	0.0215
61NM,62NM-0315H/L	315mA	●	●	●	●				●	0.0239
61NM,62NM-0350H/L	350mA	●	●	●	●				●	0.0384
61NM,62NM-0400H/L	400mA	●	●	●	●				●	0.0515
61NM,62NM-0500H/L	500mA	●	●	●	●				●	0.112
61NM,62NM-0600H/L	600mA	●	●	●	●				●	0.213
61NM,62NM-0630H/L	630mA	●	●	●	●				●	0.239
61NM,62NM-0750H/L	750mA	●	●	●	●				●	0.399
61NM,62NM-0800H/L	800mA	●	●	●	●				●	0.504
61NM,62NM-010H/L	1A	●	●	●	●	●	●	●	●	0.968
61NM,62NM-012H/L	1.2A	●	●	●	●	●	●	●	●	1.751
61NM,62NM-013H/L	1.25A	●	●	●	●	●	●	●	●	1.788
61NM,62NM-015H/L	1.5A	●	●	●	●	●	●	●	●	3.565
61NM,62NM-016H/L	1.6A	●	●	●	●	●	●	●	●	4.026
61NM,62NM-020H/L	2A	●	●	●	●	●	●	●	●	8.57
61NM,62NM-025H/L	2.5A	●	●	●	●	●	●	●	●	14.21
61NM,62NM-030H/L	3A	●	●	●	●	●	●	●	●	23.12
61NM,62NM-032H/L	3.15A	●	●	●	●	●	●	●	●	25.70
61NM,62NM-035H/L	3.5A	●	●	●	●	●	●	●	●	32.15
61NM,62NM-040H/L	4A	●	●	●	●	●	●	●	●	43.65
61NM,62NM-050H/L	5A	●	●	●	●	●	●	●	●	72.54
61NM,62NM-060H/L	6A	●	●	●	●	●	●	●	●	120.2
61NM,62NM-063H/L	6.3A	●	●	●	●	●	●	●	●	138.6
61NM,62NM-070H/L	7A	●	●	●	●	●	●	●	●	195.3
61NM,62NM-080H/L	8A	●	●	●	●	●	●	●	●	239.9
61NM,62NM-090H/L	9A	●	●	●	●	●	●	●	●	296.4
61NM,62NM-100H/L	10A	●	●	●	●	●	●	●	●	370.2
61NM,62NM-120H/L	12A					●	●			556.1
61NM,62NM-150H/L	15A					●	●			912.4
61NM,62NM-160H/L	16A					●	●			
61NM,62NM-200H/L	20A					●	●			
61NM,62NM-250H/L	25A					●	●			
61NM,62NM-300H/L	30A					●	●			

● DENOTES FOR APPROVED ● 表示已取得安全认证  
H DENOTES FOR 250V (H代表250V), L DENOTES FOR 125V (L代表125V)

### ELECTRICAL CHARACTERISTICS/ 电气特性:

% of CURRENT RATING 额定电流的 %	BLOWING TIME 熔断时间	
100%	4 hours Min.	最快 4小时
135%	1 hour Max.	最慢 1小时
200%	5 seconds Max.	最慢 5秒

- Standards/ 标准: UL 248-1, UL 248-14
- Operating Temperature/ 工作温度: -55°C ~125°C
- Storing Temperature/ 储存温度: -55°C ~85°C
- Resistance to soldering heat/ 耐焊接热性: 260°C, 10s Max.
- Solderability/ 可焊性: 245°C ± 5°C, 5s ± 0.5s



Your Power Safeguard™  
您的电路安全卫士



TECHNICAL PARAMETERS/ 技术参数:

CATALOG NO. 目录编号	CURRENT RATING 额定电流	SAFETY APPROVALS 安全认证								REFERENCE (A <sup>2</sup> .Sec.) (RoHS) I <sup>2</sup> T 参考值
		UL(cUL)		CSA		PSE		KC		
		H	L	H	L	H	L	H		
61MS,62MS-0100H/L	100mA	●	●	●	●				●	0.0419
61MS,62MS-0125H/L	125mA	●	●	●	●				●	0.0755
61MS,62MS-0150H/L	150mA	●	●	●	●				●	0.0902
61MS,62MS-0160H/L	160mA	●	●	●	●				●	0.122
61MS,62MS-0200H/L	200mA	●	●	●	●				●	0.286
61MS,62MS-0250H/L	250mA	●	●	●	●				●	0.135
61MS,62MS-0300H/L	300mA	●	●	●	●				●	0.211
61MS,62MS-0315H/L	315mA	●	●	●	●				●	0.236
61MS,62MS-0350H/L	350mA	●	●	●	●				●	0.304
61MS,62MS-0375H/L	375mA	●	●	●	●				●	0.372
61MS,62MS-0400H/L	400mA	●	●	●	●				●	0.455
61MS,62MS-0500H/L	500mA	●	●	●	●				●	0.775
61MS,62MS-0600H/L	600mA	●	●	●	●				●	0.802
61MS,62MS-0630H/L	630mA	●	●	●	●				●	0.823
61MS,62MS-0750H/L	750mA	●	●	●	●				●	1.428
61MS,62MS-0800H/L	800mA	●	●	●	●				●	1.528
61MS,62MS-010H/L	1A	●	●	●	●	●	●		●	1.850
61MS,62MS-012H/L	1.2A	●	●	●	●	●	●		●	3.221
61MS,62MS-013H/L	1.25A	●	●	●	●	●	●		●	3.510
61MS,62MS-015H/L	1.5A	●	●	●	●	●	●		●	3.799
61MS,62MS-016H/L	1.6A	●	●	●	●	●	●		●	4.055
61MS,62MS-020H/L	2A	●	●	●	●	●	●		●	4.184
61MS,62MS-023H/L	2.25A	●	●	●	●	●	●		●	7.870
61MS,62MS-025H/L	2.5A	●	●	●	●	●	●		●	12.88
61MS,62MS-030H/L	3A	●	●	●	●	●	●		●	26.51
61MS,62MS-032H/L	3.15A	●	●	●	●	●	●		●	29.08
61MS,62MS-035H/L	3.5A	●	●	●	●	●	●		●	37.94
61MS,62MS-040H/L	4A	●	●	●	●	●	●		●	50.23
61MS,62MS-050H/L	5A	●	●	●	●	●	●		●	81.58
61MS,62MS-060H/L	6A			●	●	●	●		●	134.2
61MS,62MS-063H/L	6.3A			●	●	●	●		●	152.3
61MS,62MS-070H/L	7A			●	●	●	●		●	212.6
61MS,62MS-080H/L	8A			●	●	●	●		●	254.2
61MS,62MS-090H/L	9A			●	●	●	●		●	312.3
61MS,62MS-100H/L	10A			●	●	●	●		●	394.5
61MS,62MS-120H/L	12A			●	●	●	●		●	646.4
61MS,62MS-150H/L	15A			●	●	●	●		●	1089

● DENOTES FOR APPROVED ● 表示已取得安全认证  
H DENOTES FOR 250V (H代表 250V), L DENOTES FOR 125V (L代表 125V)

ELECTRICAL CHARACTERISTICS/ 电气特性:

% of CURRENT RATING 额定电流的 %	BLOWING TIME 熔断时间	
100%	4 hours Min.	最快 4 小时
135%	1 second Max.	最慢 1 秒
200%	20 seconds Max.	最慢 20 秒

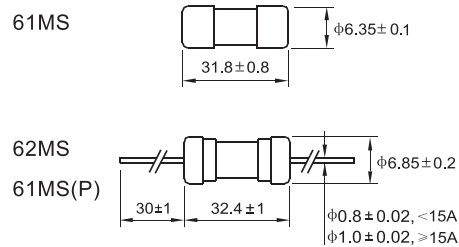
Standards/ 标准: UL 248-1, UL 248-14  
Operating Temperature/ 工作温度: -55°C ~125°C  
Storing Temperature/ 储存温度: -55°C ~85°C  
Resistance to soldering heat/ 耐焊接热性: 260°C, 10s Max.  
Solderability/ 可焊性: 245°C ± 5°C, 5s ± 0.5s



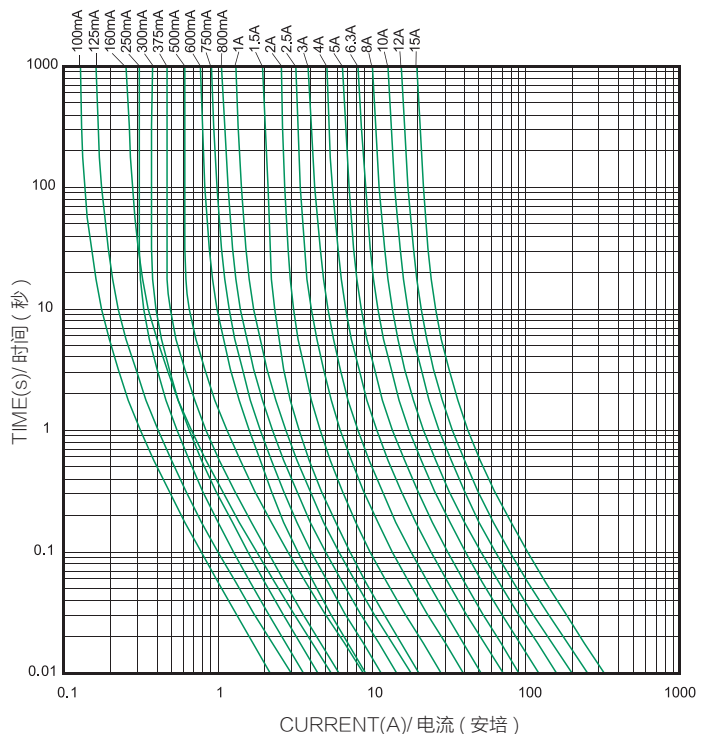
Φ6.35x32mm, RoHS Compliant & Pb-Free  
GLASS TUBE FUSE (MEDIUM SLOW-BLOW)  
玻璃保险丝管 (中等慢断型)

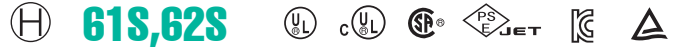
INTERRUPTING CAPACITY / 分断能力:  
10,000 amperes at 125V AC (100mA-5A)  
35 amperes at 250V AC (100mA-1A)  
100 amperes at 250V AC (1.2A-3.5A)  
200 amperes at 250V AC (4A-5A)  
100 amperes at 125V AC (1A-15A) PSE (61MS)  
500 amperes at 125V AC (1A-15A) PSE (62MS)  
100 amperes at 250V AC (1A-15A) PSE (61MS/62MS)  
100 amperes at 250V AC (100mA-15A) KC

Dimensions/ 尺寸:



61MS/62MS AVERAGE I-T CHARACTERISTICS CURVE  
(FOR REFERENCE ONLY)  
61MS/62MS 平均 I-T 曲线图 (仅供参考)





# 61S,62S

Φ6.35x32mm, RoHS Compliant & Pb-Free  
GLASS TUBE FUSE (SLOW-BLOW)  
玻璃保险丝管 (慢断型)



### TECHNICAL PARAMETERS/ 技术参数 :

CATALOG NO. 目录编号	CURRENT RATING 额定电流	SAFETY APPROVALS 安全认证								REFERENCE (A <sup>2</sup> ·Sec.) (RoHS) I <sup>2</sup> T 参考值	
		UL(cUL)		CSA		PSE		TÜV			KC
		H	L	H	L	H	L	H	L		
61S,62S-0200H/L	200mA	●	●	●	●					0.262	
61S,62S-0250H/L	250mA	●	●	●	●					0.415	
61S,62S-0300H/L	300mA	●	●	●	●					0.820	
61S,62S-0315H/L	315mA	●	●	●	●					0.910	
61S,62S-0350H/L	350mA	●	●	●	●					1.091	
61S,62S-0400H/L	400mA	●	●	●	●					1.550	
61S,62S-0500H/L	500mA	●	●	●	●					2.512	
61S,62S-0600H/L	600mA	●	●	●	●					3.803	
61S,62S-0630H/L	630mA	●	●	●	●					4.285	
61S,62S-0750H/L	750mA	●	●	●	●					7.705	
61S,62S-0800H/L	800mA	●	●	●	●					1.542	
61S,62S-010H/L	1A	●	●	●	●	●	●	●	●	3.373	
61S,62S-012H/L	1.2A	●	●	●	●	●	●	●	●	5.115	
61S,62S-013H/L	1.25A	●	●	●	●	●	●	●	●	5.789	
61S,62S-015H/L	1.5A	●	●	●	●	●	●	●	●	10.02	
61S,62S-016H/L	1.6A	●	●	●	●	●	●	●	●	11.52	
61S,62S-020H/L	2A	●	●	●	●	●	●	●	●	7.48	
61S,62S-025H/L	2.5A	●	●	●	●	●	●	●	●	11.43	
61S,62S-030H/L	3A	●	●	●	●	●	●	●	●	18.71	
61S,62S-032H/L	3.15A	●	●	●	●	●	●	●	●	20.45	
61S,62S-035H/L	3.5A	●	●	●	●	●	●	●	●	25.55	
61S,62S-040H/L	4A	●	●	●	●	●	●	●	●	32.96	
61S,62S-050H/L	5A	●	●	●	●	●	●	●	●	57.80	
61S,62S-060H/L	6A					●	●	●	●	95.06	
61S,62S-063H/L	6.3A					●	●	●	●	105.2	
61S,62S-070H/L	7A					●	●	●	●	150.5	
61S,62S-080H/L	8A					●	●	●	●	213.8	
61S,62S-090H/L	9A					●	●	●	●	284.0	
61S,62S-100H/L	10A					●	●	●	●	363.1	
61S,62S-120H/L	12A					●	●	●	●	616.6	
61S,62S-150H/L	15A					●	●	●	●	1009	

● DENOTES FOR APPROVED ● 表示已取得安全认证  
H DENOTES FOR 250V (H代表 250V), L DENOTES FOR 125V (L代表 125V)

### ELECTRICAL CHARACTERISTICS/ 电气特性 :

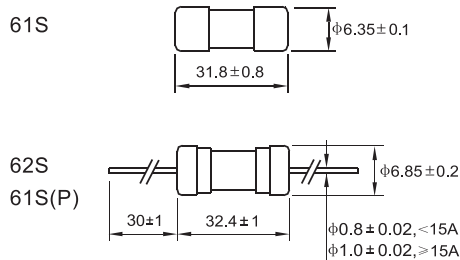
% of CURRENT RATING 额定电流的 %	BLOWING TIME 熔断时间	
100%	4 hours Min.	最快 4 小时
135%	1 hour Max.	最慢 1 小时
200%	120 seconds Max.	最慢 120 秒

Standards/ 标准: UL 248-1, UL 248-14  
Operating Temperature/ 工作温度: -55°C ~125°C  
Storing Temperature/ 储存温度: -55°C ~85°C  
Resistance to soldering heat/ 耐焊接热性: 260°C, 10s Max.  
Solderability/ 可焊性: 245°C ± 5°C, 5s ± 0.5s

### INTERRUPTING CAPACITY / 分断能力:

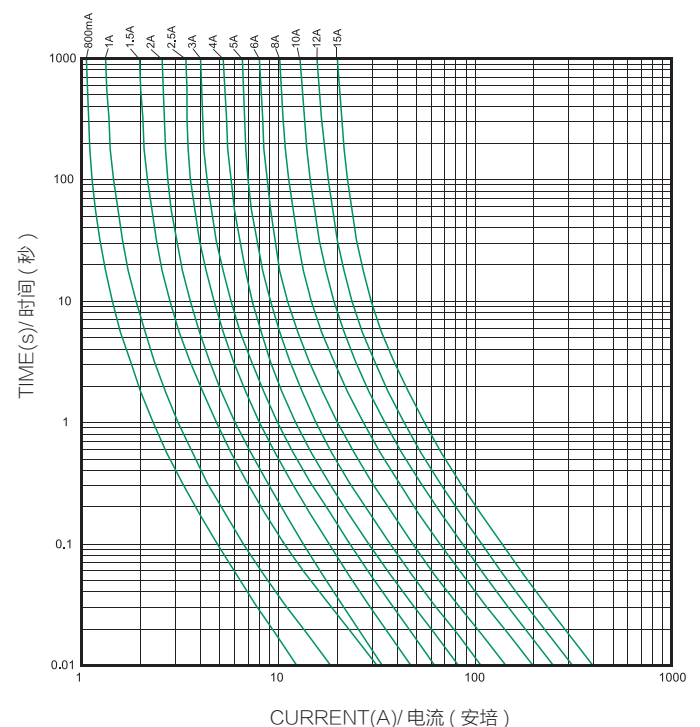
10,000 amperes at 125V AC (32mA-5A)  
35 amperes at 250V AC (32mA-1A)  
100 amperes at 250V AC (1.2A-3.5A)  
200 amperes at 250V AC (4A-5A)  
100 amperes at 125V AC (1A-15A) PSE (61S)  
500 amperes at 125V AC (1A-15A) PSE (62S)  
100 amperes at 250V AC (1A-15A) PSE (61S/62S)  
100 amperes at 250V AC (32mA-15A) KC  
35 amperes or 10In 250V AC whichever is greater (TUV)

### Dimensions/ 尺寸 :



### 61S/62S AVERAGE I-T CHARACTERISTICS CURVE (FOR REFERENCE ONLY)

### 61S/62S 平均 I-T 曲线图 (仅供参考)





Your Power Safeguard™  
您的电路安全卫士



# 61NR, 62NR

Φ 6.35x32mm, RoHS Compliant & Pb-Free  
GLASS TUBE FUSE (FAST-BLOW)  
玻璃保险丝管 (速断型)

**INTERRUPTING CAPACITY / 分断能力:**  
100 amperes at 125V AC (1A-15A) PSE (61NR)  
500 amperes at 125V AC (1A-15A) PSE (62NR)  
100 amperes at 250V AC (1A-15A) PSE (61NR/62NR)  
100 amperes at 250V AC (100mA-15A) KC

### TECHNICAL PARAMETERS/ 技术参数:

CATALOG NO. 目录编号	CURRENT RATING 额定电流	SAFETY APPROVALS 安全认证			REFERENCE (A <sup>2</sup> .Sec.) (RoHS) IT 参考值
		PSE		KC	
		H	L		
61NR,62NR-0100H/L	100mA			●	
61NR,62NR-0125H/L	125mA			●	
61NR,62NR-0150H/L	150mA			●	
61NR,62NR-0160H/L	160mA			●	
61NR,62NR-0200H/L	200mA			●	
61NR,62NR-0250H/L	250mA			●	0.01399
61NR,62NR-0300H/L	300mA			●	0.02373
61NR,62NR-0315H/L	315mA			●	0.03011
61NR,62NR-0350H/L	350mA			●	0.04456
61NR,62NR-0375H/L	375mA			●	0.05631
61NR,62NR-0400H/L	400mA			●	0.06898
61NR,62NR-0500H/L	500mA			●	0.1470
61NR,62NR-0600H/L	600mA			●	0.2725
61NR,62NR-0630H/L	630mA			●	0.3113
61NR,62NR-0750H/L	750mA			●	0.4806
61NR,62NR-0800H/L	800mA			●	0.5983
61NR,62NR-010H/L	1A	●	●	●	0.7281
61NR,62NR-012H/L	1.2A	●	●	●	1.4956
61NR,62NR-013H/L	1.25A	●	●	●	1.818
61NR,62NR-015H/L	1.5A	●	●	●	1.975
61NR,62NR-016H/L	1.6A	●	●	●	2.365
61NR,62NR-020H/L	2A	●	●	●	2.932
61NR,62NR-023H/L	2.25A	●	●	●	6.929
61NR,62NR-025H/L	2.5A	●	●	●	13.03
61NR,62NR-030H/L	3A	●	●	●	22.27
61NR,62NR-032H/L	3.15A	●	●	●	25.26
61NR,62NR-035H/L	3.5A	●	●	●	34.14
61NR,62NR-040H/L	4A	●	●	●	45.96
61NR,62NR-050H/L	5A	●	●	●	80.38
61NR,62NR-060H/L	6A	●	●	●	124.8
61NR,62NR-063H/L	6.3A	●	●	●	136.2
61NR,62NR-070H/L	7A	●	●	●	164.1
61NR,62NR-080H/L	8A	●	●	●	280.4
61NR,62NR-090H/L	9A	●	●	●	319.5
61NR,62NR-100H/L	10A	●	●	●	406.7
61NR,62NR-120H/L	12A	●	●	●	675.4
61NR,62NR-150H/L	15A	●	●	●	1083

● DENOTES FOR APPROVED      ● 表示已取得安全认证  
H DENOTES FOR 250V (H 代表 250V), L DENOTES FOR 125V (L 代表 125V)

### ELECTRICAL CHARACTERISTICS/ 电气特性:

% of CURRENT RATING 额定电流的 %	BLOWING TIME 熔断时间	
130%	1 hour Min.	最快 1 小时
160%	1 hour Max.	最慢 1 小时
200%	120 seconds Max.	最慢 120 秒

Standards/ 标准: JIS C6575

Operating Temperature/ 工作温度: -55°C ~125°C

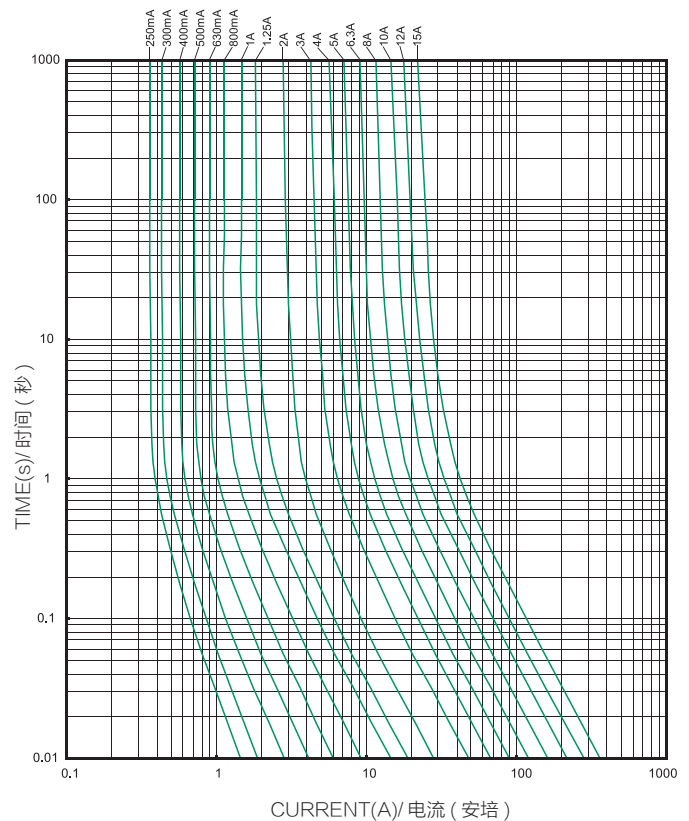
Storing Temperature/ 储存温度: -55°C ~85°C

Resistance to soldering heat/ 耐焊接热性: 260°C, 10s Max.

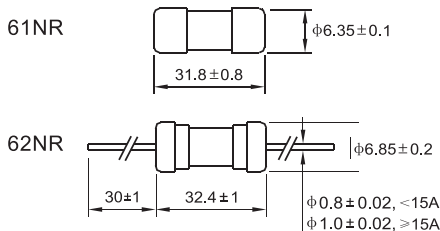
Solderability/ 可焊性: 245°C ± 5°C, 5s ± 0.5s

### 61NR/62NR AVERAGE I-T CHARACTERISTICS CURVE (FOR REFERENCE ONLY)

61NR/62NR 平均 I-T 曲线图 (仅供参考)



### Dimensions/ 尺寸:





# 61ST, 62ST



## Φ 6.35x32mm, RoHS Compliant & Pb-Free GLASS TUBE FUSE (MEDIUM SLOW-BLOW) 玻璃保险丝管 (中等慢断型)

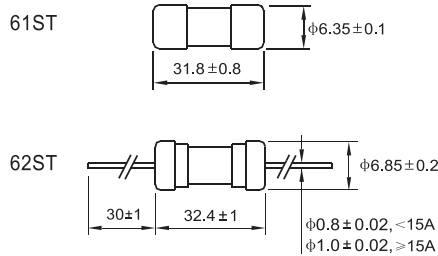
### INTERRUPTING CAPACITY / 分断能力:

100 amperes at 125V AC (1A-15A) PSE (61ST)  
500 amperes at 125V AC (1A-15A) PSE (62ST)  
100 amperes at 250V AC (1A-15A) PSE (61ST/62ST)

### ELECTRICAL CHARACTERISTICS / 电气特性:

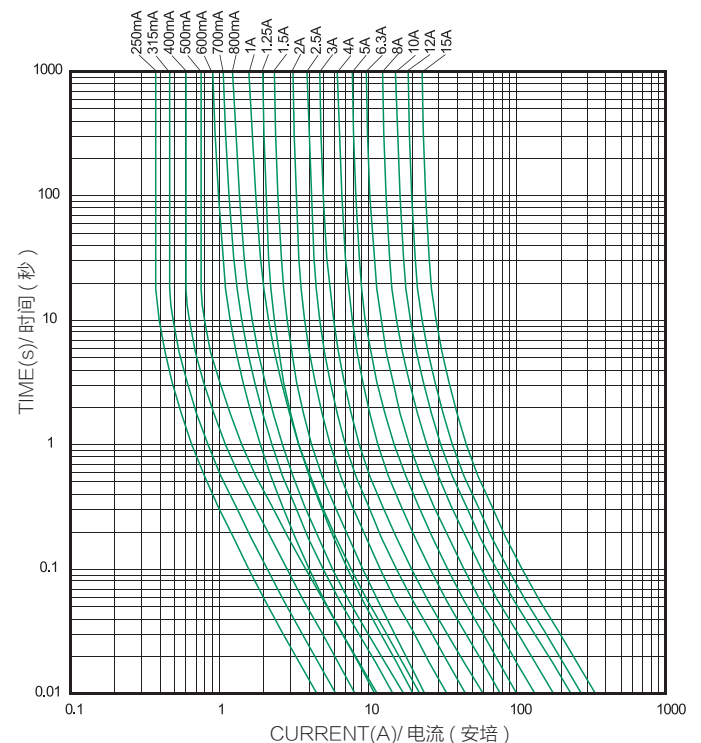
% of CURRENT RATING 额定电流的 %	BLOWING TIME 熔断时间	
130%	1 hour Min.	最快 1 小时
160%	1 hour Max.	最慢 1 小时
200%	120 seconds Max.	最慢 120 秒

### Dimensions / 尺寸:



### 61ST/62ST AVERAGE I-T CHARACTERISTICS CURVE (FOR REFERENCE ONLY)

### 61ST/62ST 平均 I-T 曲线图 (仅供参考)



### TECHNICAL PARAMETERS / 技术参数:

CATALOG NO. 目录编号	CURRENT RATING 额定电流	SAFETY APPROVALS 安全认证		REFERENCE (A <sup>2</sup> Sec.) (RoHS) I <sup>2</sup> T 参考值
		PSE		
		H	L	
61ST,62ST-0100H/L	100mA			
61ST,62ST-0125H/L	125mA			
61ST,62ST-0150H/L	150mA			
61ST,62ST-0160H/L	160mA			
61ST,62ST-0200H/L	200mA			
61ST,62ST-0250H/L	250mA			0.211
61ST,62ST-0300H/L	300mA			0.304
61ST,62ST-0315H/L	315mA			0.372
61ST,62ST-0350H/L	350mA			0.426
61ST,62ST-0375H/L	375mA			0.501
61ST,62ST-0400H/L	400mA			0.708
61ST,62ST-0500H/L	500mA			1.389
61ST,62ST-0600H/L	600mA			1.253
61ST,62ST-0630H/L	630mA			1.381
61ST,62ST-0700H/L	700mA			1.914
61ST,62ST-0750H/L	750mA			2.311
61ST,62ST-0800H/L	800mA			2.911
61ST,62ST-010H/L	1A	●	●	5.063
61ST,62ST-012H/L	1.2A	●	●	3.878
61ST,62ST-013H/L	1.25A	●	●	4.207
61ST,62ST-015H/L	1.5A	●	●	5.702
61ST,62ST-016H/L	1.6A	●	●	6.502
61ST,62ST-020H/L	2A	●	●	9.078
61ST,62ST-025H/L	2.5A	●	●	16.67
61ST,62ST-030H/L	3A	●	●	32.24
61ST,62ST-032H/L	3.15A	●	●	35.21
61ST,62ST-035H/L	3.5A	●	●	45.92
61ST,62ST-040H/L	4A	●	●	59.71
61ST,62ST-050H/L	5A	●	●	98.25
61ST,62ST-060H/L	6A	●	●	160.2
61ST,62ST-063H/L	6.3A	●	●	176.8
61ST,62ST-070H/L	7A	●	●	268.3
61ST,62ST-080H/L	8A	●	●	304.8
61ST,62ST-090H/L	9A	●	●	479.8
61ST,62ST-100H/L	10A	●	●	570.4
61ST,62ST-120H/L	12A	●	●	874.6
61ST,62ST-150H/L	15A	●	●	1407

● DENOTES FOR APPROVED ● 表示已取得安全认证  
H DENOTES FOR 250V (H代表 250V), L DENOTES FOR 125V (L代表 125V)

Standards / 标准: JIS C6575

Operating Temperature / 工作温度: -55°C ~125°C

Storing Temperature / 储存温度: -55°C ~85°C

Resistance to soldering heat / 耐焊接热性: 260°C, 10s Max.

Solderability / 可焊性: 245°C ± 5°C, 5s ± 0.5s



Your Power Safeguard™  
您的电路安全卫士



TECHNICAL PARAMETERS/ 技术参数:

CATALOG NO. 目录编号	CURRENT RATING 额定电流	SAFETY APPROVALS 安全认证								REFERENCE (A <sup>2</sup> .Sec.) (RoHS) I <sup>2</sup> T 参考值	
		UL(cUL)			UR(cUR)			PSE			KC
		H	L	L1	H	L	L1	H	L		H
65NM-0300H/L	300mA									●	0.0149
65NM-0315H/L	315mA									●	0.0169
65NM-0350H/L	350mA									●	0.0227
65NM-0375H/L	375mA									●	0.0272
65NM-0400H/L	400mA									●	0.0339
65NM-0500H/L	500mA	●	●							●	0.0716
65NM-0600H/L	600mA	●	●							●	0.1068
65NM-0630H/L	630mA	●	●							●	0.1162
65NM-0750H/L	750mA	●	●							●	0.2233
65NM-0800H/L	800mA	●	●							●	0.2871
65NM-010H/L	1A	●	●					●	●	●	0.5843
65NM-012H/L	1.2A	●	●					●	●	●	0.6298
65NM-013H/L	1.25A	●	●					●	●	●	0.7173
65NM-015H/L	1.5A	●	●					●	●	●	1.7168
65NM-016H/L	1.6A	●	●					●	●	●	2.011
65NM-020H/L	2A	●	●					●	●	●	1.712
65NM-025H/L/L1	2.5A	●	●	●				●	●	●	3.232
65NM-030H/L/L1	3A	●	●	●				●	●	●	5.032
65NM-032H/L/L1	3.15A	●	●	●				●	●	●	5.573
65NM-035H/L/L1	3.5A	●	●	●				●	●	●	8.111
65NM-040H/L/L1	4A	●	●	●				●	●	●	12.78
65NM-050H/L/L1	5A	●	●	●				●	●	●	25.64
65NM-060H/L/L1	6A	●	●	●				●	●	●	50.61
65NM-070H/L/L1	7A	●	●	●				●	●	●	84.09
65NM-080H/L/L1	8A	●	●	●				●	●	●	120.4
65NM-090H/L/L1	9A	●	●	●				●	●	●	167.1
65NM-100H/L/L1	10A	●	●	●				●	●	●	234.1
65NM-120H/L/L1	12A	●	●	●				●	●	●	467.2
65NM-150H/L/L1	15A	●	●	●				●	●	●	720.1
65NM-200H/L/L1	20A				●	●	●	●	●	●	2008
65NM-250H/L/L1	25A				●	●	●	●	●	●	2586
65NM-300H/L/L1	30A				●	●	●	●	●	●	3006

● DENOTES FOR APPROVED ● 表示已取得安全认证  
H DENOTES FOR 250V (H 代表 250V), L DENOTES FOR 125V (L 代表 125V)  
L1 DENOTES FOR 125V DC (L1 代 125V DC)

ELECTRICAL CHARACTERISTICS/ 电气特性:

% of CURRENT RATING 额定电流的 %	BLOWING TIME 熔断时间	
100%	4 hours Min.	最快 4 小时
135%	1 hour Max.	最慢 1 小时
200%	120 seconds Max.	最慢 120 秒

Standards/ 标准: UL 248-1, UL 248-14  
Operating Temperature/ 工作温度: -55°C ~125°C  
Storing Temperature/ 储存温度: -55°C ~85°C  
Resistance to soldering heat/ 耐焊接热性: 260°C, 10s Max.  
Solderability/ 可焊性: 245°C ± 5°C, 5s ± 0.5s

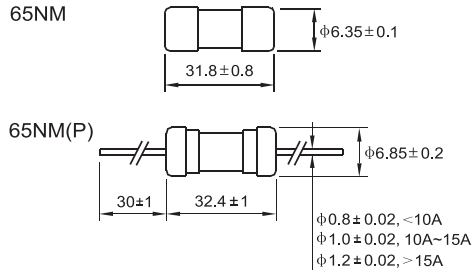


Φ6.35x32mm, RoHS Compliant & Pb-Free  
CERAMIC TUBE FUSE (FAST-BLOW)  
瓷保险丝管 (速断型)

INTERRUPTING CAPACITY / 分断能力:

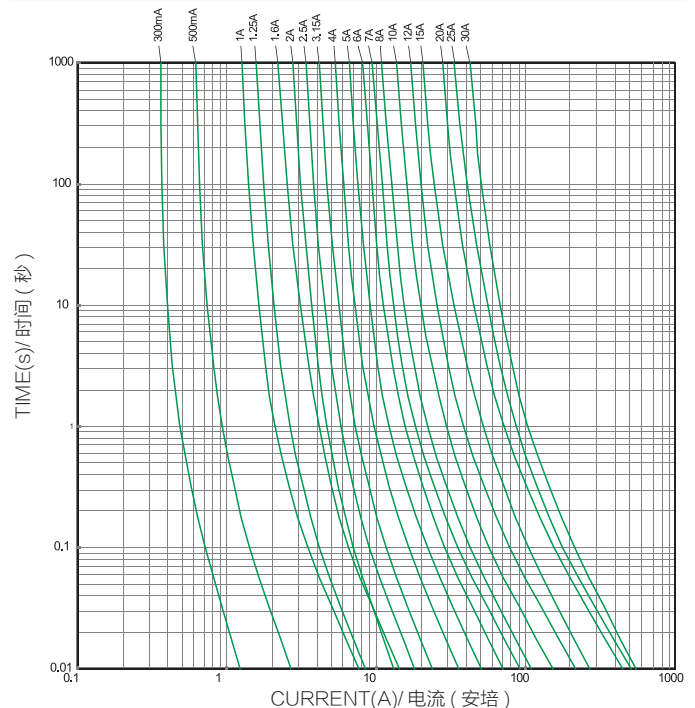
10,000 amperes at 125V AC (500mA-15A)  
35 amperes at 250V AC (500mA-1A)  
100 amperes at 250V AC (1.2A-3.5A)  
200 amperes at 250V AC (4A-10A)  
750 amperes at 250V AC (12A-15A)  
100 amperes at 125V AC (20A-30A)  
100 amperes at 250V AC (20A-30A)  
500 amperes at 125V AC (1A-15A) PSE  
100 amperes at 250V AC (1A-30A) PSE  
100 amperes at 250V AC (300mA-3A) KC  
100 amperes at 250V AC (4A-9A) KC  
10,000 amperes at 125V DC (2.5A-15A) UL/cUL  
400 amperes at 125V DC (20A-30A) UR/cUR

Dimensions/ 尺寸:




65NM AVERAGE I-T CHARACTERISTICS CURVE  
(FOR REFERENCE ONLY)

65NM 平均 I-T 曲线图 (仅供参考)





Φ 6.35x32mm, RoHS Compliant & Pb-Free  
**CERAMIC TUBE FUSE (SLOW-BLOW)**  
瓷保险丝管 (慢断型)



TECHNICAL PARAMETERS/ 技术参数:

CATALOG NO. 目录编号	CURRENT RATING 额定电流	SAFETY APPROVALS 安全认证										REFERENCE (A <sup>2</sup> .Sec.) (RoHS) I <sup>2</sup> T 参考值
		UL(cUL)		UR(cUR)		PSE		KC		TÜV		
		H	L	H	L	H	L	H	L	H	L	
65TS-0500H/L	500mA	●	●					●				
65TS-0600H/L	600mA	●	●					●				
65TS-0630H/L	630mA	●	●					●				
65TS-0750H/L	750mA	●	●					●				
65TS-0800H/L	800mA	●	●					●				
65TS-010H/L	1A	●	●			●	●	●				0.5117
65TS-012H/L	1.2A	●	●			●	●	●				0.4802
65TS-013H/L	1.25A	●	●			●	●	●				0.5002
65TS-015H/L	1.5A	●	●			●	●	●				0.7983
65TS-016H/L	1.6A	●	●			●	●	●				1.521
65TS-020H/L	2A	●	●			●	●	●				2.342
65TS-025H/L/L1	2.5A	●	●			●	●	●				4.545
65TS-030H/L/L1	3A	●	●			●	●	●	●	●		4.987
65TS-032H/L/L1	3.15A	●	●			●	●	●	●	●		5.246
65TS-035H/L/L1	3.5A	●	●			●	●	●	●	●		8.456
65TS-040H/L/L1	4A	●	●			●	●	●	●	●		12.47
65TS-050H/L/L1	5A	●	●			●	●	●	●	●		26.52
65TS-060H/L/L1	6A	●	●			●	●	●	●	●		49.68
65TS-070H/L/L1	7A	●	●			●	●	●	●	●		70.47
65TS-080H/L/L1	8A	●	●			●	●	●	●	●		108.5
65TS-100H/L/L1	10A	●	●			●	●	●	●	●		238.8
65TS-120H/L/L1	12A	●	●			●	●	●	●	●		434.6
65TS-130H/L/L1	13A	●	●			●	●	●	●	●		531.2
65TS-150H/L/L1	15A	●	●			●	●	●	●	●		720.1
65TS-200H/L/L1	20A			●	●	●	●	●	●	●		2008
65TS-250H/L/L1	25A			●	●	●	●	●	●	●		3511
65TS-300H/L/L1	30A			●	●	●	●	●	●	●		6658

● DENOTES FOR APPROVED      ● 表示已取得安全认证  
H DENOTES FOR 250V (H 代表 250V), L DENOTES FOR 125V (L 代表 125V)

ELECTRICAL CHARACTERISTICS/ 电气特性:

% of CURRENT RATING 额定电流的 %	BLOWING TIME 熔断时间	
100%	4 hours Min.	最快 4 小时
135%	1 hour Max.	最慢 1 小时
200%	120 seconds Max.	最慢 120 秒

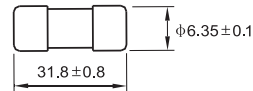
Standards/ 标准: UL 248-1, UL 248-14  
Operating Temperature/ 工作温度: -55°C ~125°C  
Storing Temperature/ 储存温度: -55°C ~85°C  
Resistance to soldering heat/ 耐焊接热性: 260°C, 10s Max.  
Solderability/ 可焊性: 245°C ± 5°C, 5s ± 0.5s

INTERRUPTING CAPACITY / 分断能力:

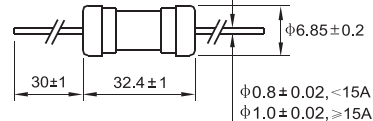
- 10,000 amperes at 125V AC (500mA-15A)
- 35 amperes at 250V AC (500mA-1A)
- 100 amperes at 250V AC (1.2A-3.5A)
- 200 amperes at 250V AC (4A-10A)
- 750 amperes at 250V AC (12A-15A)
- 400 amperes at 125V AC (20A-30A)
- 100 amperes at 250V AC (20A-30A)
- 500 amperes at 125V AC (1A-15A) PSE
- 100 amperes at 250V AC (1A-30A) PSE
- 100 amperes at 250V AC (500mA-10A) KC

Dimensions/ 尺寸:

65TS

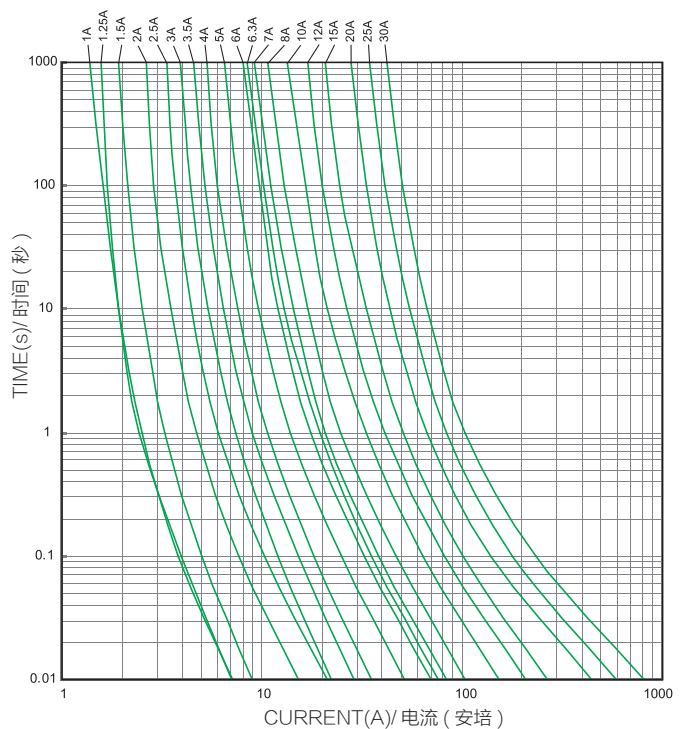


65TS(P)



65TS AVERAGE I-T CHARACTERISTICS CURVE  
(FOR REFERENCE ONLY)

65TS 平均 I-T 曲线图 (仅供参考)





**Φ6.35x32mm IEC STANDARD FUSE**  
RoHS Compliant & Pb-Free  
**TIME-LAG FUSE**  
慢断型保险管

**INTERRUPTING CAPACITY / 分断能力:**

10 In at 250V AC (8A-16A)  
100 amperes at 250V AC (20A-30A)

**TECHNICAL PARAMETERS/ 技术参数:**

CATALOG NO. 目录编号	CURRENT RATING 额定电流	MAX. VOLTAGE DROP(mv) 最大电压	SAFETY APPROVALS 安全认证 CQC	REFERENCE (A <sup>2</sup> .Sec.) (RoHS) iT 参考值
61T-080H	8A	100	●	570.4
61T-100H	10A	100	●	874.6
61T-120H	12A	80		1369
61T-125H	12.5A	80	●	1428
61T-130H	13A	80		1484
61T-150H	15A	80		2205
61T-160H	16A	80	●	2830
61T-200H	20A	80		4168
61T-250H	25A	80		2645
61T-300H	30A	80		4285

● DENOTES FOR APPROVED    ● 表示已取得安全认证  
H DENOTES FOR 250V        H 代表 250V

**ELECTRICAL CHARACTERISTICS/ 电气特性:**

RATING 额定	BLOWING TIME    熔断时间		
	≤ 10A	>10A-16A	>16A
2.1In	Max. 最慢 2 minutes	5 minutes	30 minutes
2.75In	Min. 最快 600 ms	600 ms	600 ms
	Max. 最慢 10 seconds	10 seconds	10 seconds
4In	Min. 最快 150 ms	150 ms	150 ms
	Max. 最慢 3 minutes	5 minutes	5 minutes
10In	Min. 最快 20 ms	20 ms	20 ms
	Max. 最慢 300 ms	400 ms	400 ms

Standards/ 标准: GB 9364, IEC 60127

Operating Temperature/ 工作温度: -55°C ~125°C

Storing Temperature/ 储存温度: -55°C ~85°C

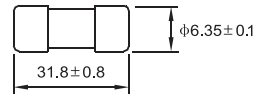
Resistance to soldering heat/ 耐焊接热性: 260°C, 10s Max.

Solderability/ 可焊性: 245°C ± 5°C, 5s ± 0.5s

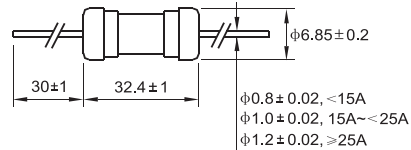
**Dimensions/ 尺寸:**

Unit 单位: mm

61T

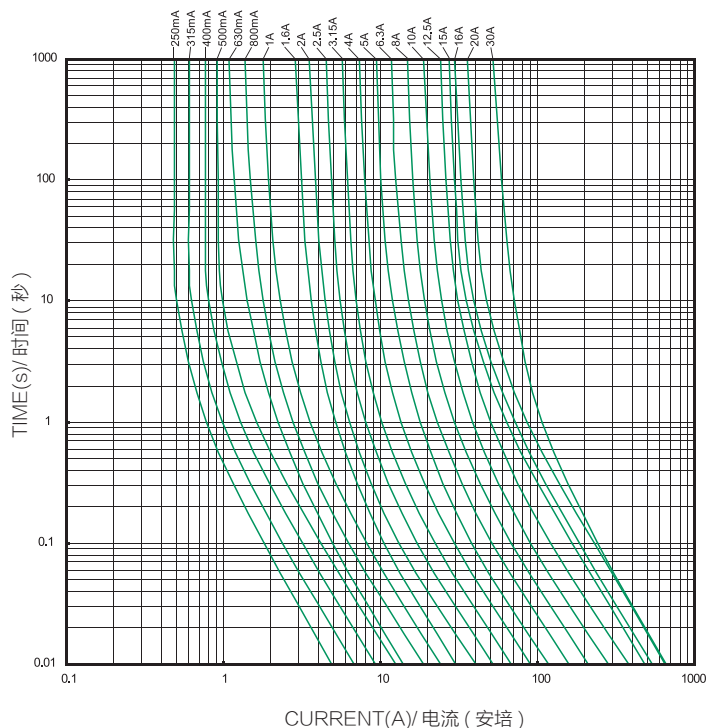


61T(P)



**61T AVERAGE I-T CHARACTERISTICS CURVE  
(FOR REFERENCE ONLY)**

**61T 平均 I-T 曲线图 (仅供参考)**





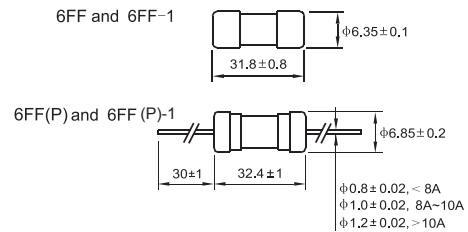
## Φ 6.35x32mm, RoHS Compliant & Pb-Free CERAMIC TUBE FUSE (VERY FAST-ACTING) 瓷保险丝管 (特快熔断型)

### INTERRUPTING CAPACITY/ 分断能力:

- 10,000 amperes at 1000V AC (200mA-2A)
- 10,000 amperes at 600V AC (200mA-10A)
- 10,000 amperes at 500V AC (200mA-10A)
- 10,000 amperes at 500V DC / 1000V DC (200mA-A) UR/cUR

### Dimensions/ 尺寸:

Unit 单位: mm



Standards/ 标准: IEC 60127

Operating Temperature/ 工作温度: -55°C ~125°C

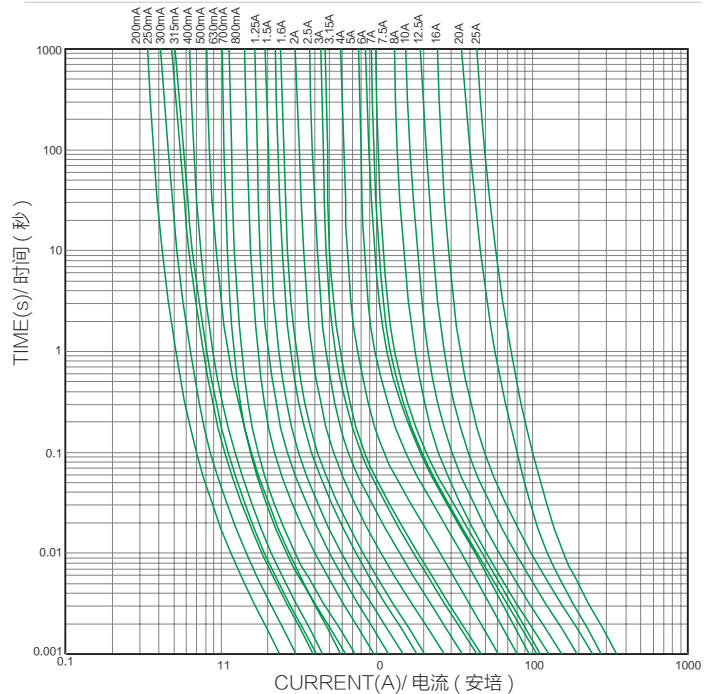
Storing Temperature/ 储存温度: -55°C ~85°C

Resistance to soldering heat/ 耐焊接热性: 260°C, 10s Max

Solderability/ 可焊性: 245°C ± 5°C, 5s ± 0.5s

### 6FF AND 6FF-1 AVERAGE I-T CHARACTERISTICS CURVE (FOR REFERENCE ONLY)

### 6FF 和 6FF-1 平均 I-T 曲线图 (仅供参考)



### TECHNICAL PARAMETERS/ 技术参数:

CATALOG NO. 目录编号	CURRENT RATING 额定电流	SAFETY APPROVALS 安全认证					I <sup>T</sup> REFERENCE (A <sup>2</sup> .Sec.) (RoHS)
		UR/cUR		TUV			
		H1	H2	H1	H2	H3	
6FF/6FF-1-0200H1/H2/H3	200mA	●	●	●	●	●	0.00573
6FF/6FF-1-0250H1/H2/H3	250mA	●	●	●	●	●	0.00926
6FF/6FF-1-0300H1/H2/H3	300mA	●	●	●	●	●	0.0152
6FF/6FF-1-0315H1/H2/H3	315mA	●	●	●	●	●	0.0168
6FF/6FF-1-0350H1/H2/H3	350mA	●	●	●	●	●	0.0212
6FF/6FF-1-0375H1/H2/H3	375mA	●	●	●	●	●	0.0203
6FF/6FF-1-0400H1/H2/H3	400mA	●	●	●	●	●	0.0342
6FF/6FF-1-0500H1/H2/H3	500mA	●	●	●	●	●	0.0366
6FF/6FF-1-0600H1/H2/H3	600mA	●	●	●	●	●	0.0400
6FF/6FF-1-0630H1/H2/H3	630mA	●	●	●	●	●	0.0532
6FF/6FF-1-0700H1/H2/H3	700mA	●	●	●	●	●	0.0763
6FF/6FF-1-0750H1/H2/H3	750mA	●	●	●	●	●	0.0925
6FF/6FF-1-0800H1/H2/H3	800mA	●	●	●	●	●	0.142
6FF/6FF-1-010H1/H2/H3	1A	●	●	●	●	●	0.218
6FF/6FF-1-013H1/H2/H3	1.25A	●	●	●	●	●	0.328
6FF/6FF-1-015H1/H2/H3	1.5A	●	●	●	●	●	0.411
6FF/6FF-1-016H1/H2/H3	1.6A	●	●	●	●	●	0.738
6FF/6FF-1-020H1/H2/H3	2A	●	●	●	●	●	1.271
6FF-025H2/H3	2.5A	●	●	●	●	●	1.950
6FF-030H2/H3	3A	●	●	●	●	●	2.188
6FF-032H2/H3	3.15A	●	●	●	●	●	2.728
6FF-035H2/H3	3.5A	●	●	●	●	●	3.631
6FF-040H2/H3	4A	●	●	●	●	●	6.457
6FF-050H2/H3	5A	●	●	●	●	●	9.247
6FF-060H2/H3	6A	●	●	●	●	●	10.24
6FF-063H2/H3	6.3A	●	●	●	●	●	11.48
6FF-070H2/H3	7A	●	●	●	●	●	12.76
6FF-080H2/H3	8A	●	●	●	●	●	16.44
6FF-100H2/H3	10A	●	●	●	●	●	24.10
6FF-120H2	12A	●	●	●	●	●	33.85
6FF-125H2	12.5A	●	●	●	●	●	38.63
6FF-150H2	15A	●	●	●	●	●	55.28
6FF-160H2	16A	●	●	●	●	●	63.53
6FF-200H2	20A	●	●	●	●	●	76.21
6FF-250H2	25A	●	●	●	●	●	121.3

H<sub>1</sub> DENOTES FOR 1000V 6FF/6FF(P) 200mA-2A H<sub>1</sub> 表示 1000V

H<sub>2</sub> DENOTES FOR 500V 6FF-1/6FF(P)-1 200mA-2A  
6FF/6FF(P) 2.5A-25A H<sub>2</sub> 表示 500V

H<sub>3</sub> DENOTES FOR 600V 6FF-1/6FF(P)-1 200mA-2A  
6FF/6FF(P) 2.5A-10A H<sub>3</sub> 表示 600V

● DENOTES FOR APPROVED

● 表示已取得安全认证


### ELECTRICAL CHARACTERISTICS/ 电气特性:

RATING 额定	BLOWING TIME 熔断时间	BLOWING TIME 熔断时间			
		< 1A	1A-10A	> 10A-16A	> 16A-25A
2.1In Max. 最慢	30 minutes	—	30 minutes	30 minutes	30 minutes
2.75In Min. 最快	5 ms	—	5 ms	10 ms	10 ms
Max. 最慢	1 sec.	—	1 sec.	2 sec.	5 sec.
4In Max. 最慢	60 ms	60 ms	60 ms	100 ms	200 ms
10In Max. 最慢	6 ms	6 ms	6 ms	10 ms	10 ms





Your Power Safeguard™  
您的电路安全卫士

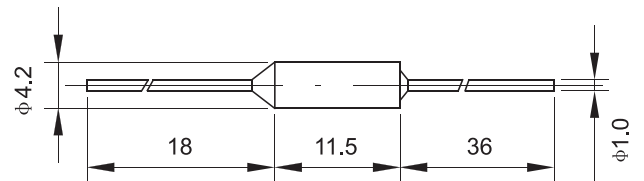


TH 系列 (TH SERIES) CCC CE CULUS PS EJET

## THERMAL CUTOFF 温度保险丝

Dimensions/ 尺寸 :

Unit 单位: mm



### APPLICATION FOR:

Refrigerator, Air-conditioner, Washing Machine, Cleaner, Electric Tool, Hair Drier, Iron, Mangle, Electric Radiator, Electric Rice Cooker, Electric wok, Electric Fry Pan, Induction Cooker, Sandwich Maker, Coffee Maker, Electric Kettle, Electric Mug, Water Heater, Cold & Hot Water Dispenser, TV Set, Music Center, Computer, Aviation Instrument, Copier, Transformer, Capacitor, etc.


### TECHNICAL PARAMETERS/ 技术参数 :

CATALOG NO. 目录编号	Rated Functioning Temp. Tf (°C) 额定动作温度	Fusing-off Temp. (°C) 实际动作温度	Holding Temp. Th (°C) 保持温度	Max. Temp. Tm (°C) 极限温度	Rated current Ir(A) 额定电流	Rated Voltage Ur(V) 额定电压	SAFETY APPROVALS 安全认证			
							CCC	VDE	cULUS	PSE
TH66	66	64 ± 2	42	130	10	250AC	●			●
TH72	72	70 ± 2	45	150	10	250AC		●	●	●
TH77	77	75 ± 2	55	120	10	250AC	●	●	●	●
TH84	84	80 ± 2	60	150	10	250AC	●			●
TH93	93	90 ± 2	66	150	10	250AC			●	●
TH94	94	92 ± 2	66	150	10	250AC		●	●	●
TH99	99	97 ± 2	71	150	10	250AC	●	●	●	●
TH105	105	103 ± 2	80	150	10	250AC	●			●
TH110	110	108 ± 2	88	140	10	250AC	●	●	●	●
TH113	113	108 ± 2	88	150	10	250AC	●			●
TH121	121	119 ± 2	94	150	10	250AC	●			●
TH128	128	126 ± 2	106	155	10	250AC	●	●	●	●
TH133	133	131 ± 2	104	159	10	250AC	●	●	●	●
TH139	139	137 ± 2	117	170	10	250AC	●			●
TH142	142	140 ± 2	114	159	10	250AC	●	●	●	●
TH152	152	149 ± 3	128	176	10	250AC	●	●	●	●
TH157	157	154 ± 2	127	172	10	250AC	●	●	●	●
TH167	167	165 ± 2	146	190	10	250AC	●	●	●	●
TH172	172	170 ± 2	144	189	10	250AC	●			●
TH184	184	182 ± 2	160	214	10	250AC	●	●		●
TH192	192	189 ± 3	164	300	10	250AC	●	●	●	●
TH198	198	196 ± 2	170	250	10	250AC	●			●
TH216	216	213 ± 3	189	350	10	250AC	●	●		●
TH228	228	225 ± 3	190	300	10	250AC	●	●	●	●
TH240	240	234 ± 3	190	350	10	250AC	●	●	●	●

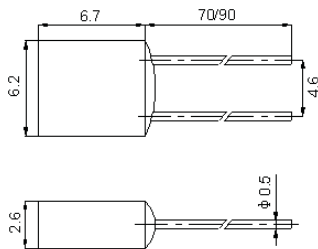
● DENOTES FOR APPROVED ●表示已取得安全认证

# Ⓜ RH01,RH03 系列 (RH01,RH03 SERIES)

## THERMAL CUTOFF 温度保险丝



Unit 单位: mm



### APPLICATION FOR:

Transformer, Exhaust Fan, Electric Fan, Small-power Motor, Electric Ballast, Electric Blanket, Capacitor, and other heating devices.

### RH01

#### TECHNICAL PARAMETERS/ 技术参数:

CATALOG NO. 目录编号	Rated Functioning Temp. T <sub>f</sub> (°C) 额定动作温度	Fusing-off Temp.(°C) 实际动作温度	Holding Temp. T <sub>m</sub> (°C) 保持温度	Max. Temp. T <sub>m</sub> (°C) 极限温度	Rated Voltage U <sub>r</sub> (V) 额定电压	CURRENT RATING 额定电流	SAFETY APPROVALS 安全认证	
							VDE 1A 2A	CCC 1A 2A 3A
RH01-75	75	72±2	55	160	250	1、2、3	○	●
RH01-85	85	80±2	62	160	250	1、2、3	○	●
RH01-92	92	87±2	65	160	250	1、2、3	○	●
RH01-102	102	98±2	72	180	250	1、2、3	○	●
RH01-105	105	100±2	75	180	250	1、2、3	○	●
RH01-115	115	111±2	87	180	250	1、2、3	●	●
RH01-125	125	121±2	95	180	250	1、2、3	●	●
RH01-130	130	126±2	102	180	250	1、2、3	●	●
RH01-135	135	130±2	105	180	250	1、2、3	○	●
RH01-140	140	135±2	110	180	250	1、2、3	●	●
RH01-145	145	140±2	114	180	250	1、2、3	●	●
RH01-150	150	146±2	120	180	250	1、2、3	●	●

● DENOTES FOR APPROVED    ● 表示已取得安全认证  
○ DENOTES FOR PENDING    ○ 表示安全认证申请中

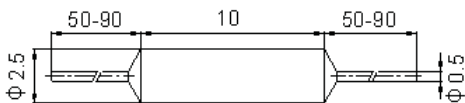
### RH03

#### TECHNICAL PARAMETERS/ 技术参数:

CATALOG NO. 目录编号	Rated Functioning Temp. T <sub>f</sub> (°C) 额定动作温度	Fusing-off Temp.(°C) 实际动作温度	Holding Temp. T <sub>m</sub> (°C) 保持温度	Max. Temp. T <sub>m</sub> (°C) 极限温度	Rated Voltage U <sub>r</sub> (V) 额定电压	CURRENT RATING 额定电流	SAFETY APPROVALS 安全认证	
							VDE 1A 2A	CCC 1A 2A 3A
RH03-75	75	72±2	55	160	250	1、2、3	○	●
RH03-85	85	80±2	62	160	250	1、2、3	○	●
RH03-92	92	87±2	65	160	250	1、2、3	○	●
RH03-102	102	98±2	72	180	250	1、2、3	○	●
RH03-105	105	100±2	75	180	250	1、2、3	○	●
RH03-115	115	111±2	87	180	250	1、2、3	●	●
RH03-125	125	121±2	95	180	250	1、2、3	●	●
RH03-130	130	126±2	102	180	250	1、2、3	●	●
RH03-135	135	130±2	105	180	250	1、2、3	○	●
RH03-140	140	135±2	110	180	250	1、2、3	●	●
RH03-145	145	140±2	114	180	250	1、2、3	●	●
RH03-150	150	146±2	120	180	250	1、2、3	●	●

● DENOTES FOR APPROVED    ● 表示已取得安全认证  
○ DENOTES FOR PENDING    ○ 表示安全认证申请中

Unit 单位: mm



### APPLICATION FOR:

Transformer, Exhaust Fan, Electric Fan, Small-power Motor, Charger, Electric Ballast, Electric Blanket, Capacitor, and other heating devices.

TECHNICAL PARAMETERS/ 技术参数:

Rated Functioning Temp. T <sub>f</sub> (°C) 额定动作温度	Reset Temp. Ton(°C) 恢复温度	Rated Voltage Ur(V) 额定电压	CURRENT RATING 额定电流	SAFETY APPROVALS 安全认证	
				CQC	VDE
48±3	35±8	250	5、10	●	
55±3	40±8	250	5、10	●	
58±3	42±8	250	5、10	●	
60±3	45±5	250	5、10	●	
65±3	48±5	250	5、10	●	
70±3	55±5	250	5、10	●	○
75±3	55±7	250	5、10	●	○
80±3	60±7	250	5、10	●	○
85±3	65±7	250	5、10	●	○
90±3	70±10	250	5、10	●	○
95±3	70±10	250	5、10	●	○
100±3	70±10	250	5、10	●	○
105±3	80±10	250	5、10	●	○
110±3	85±10	250	5、10	●	○
115±5	85±15	250	5、10	●	○
120±5	90±15	250	5、10	●	○
125±5	95±10	250	5、10	●	○
130±5	95±10	250	5、10	●	○
135±5	100±10	250	5、10	●	○
140±5	110±10	250	5、10	●	○
145±5	110±10	250	5、10	●	○
150±7	120±10	250	5、10	●	○
155±7	120±10	250	5、10	●	○
160±10	130±15	250	5、10	●	○
165±10	130±15	250	5、10	●	○
170±10	130±15	250	5、10	●	○
175±10	140±15	250	5、10	●	○
180±10	140±15	250	5、10	●	○
185±10	140±15	250	5、10	●	○

● DENOTES FOR APPROVED ● 表示已取得安全认证  
○ DENOTES FOR PENDING ○ 表示安全认证申请中

# Ⓜ KSD-F01 系列 (KSD-F01 SERIES)

## THERMOSTAT

### 温度保护器

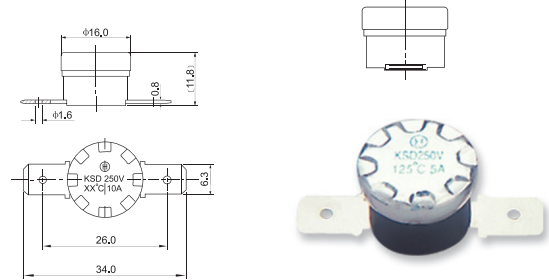


APPLICATION FOR:

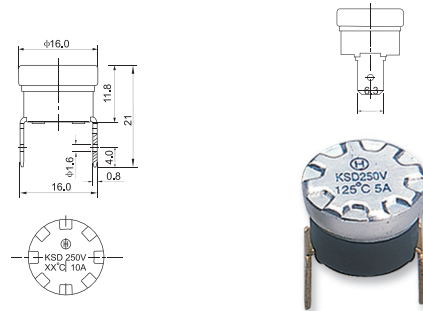
Auto-drip Coffee Maker, Water Heater, Sandwich Toaster, Microwave Oven, Washer, Electric Rice Cooker, Clothes Dryer, Electric Heater Office Appliance Refrigerator, Heater for Car Seats etc.

(W/O BHL) Without Bracket Horizontal Lead

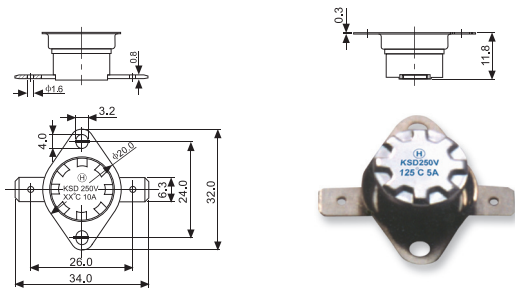
Unit 单位: mm



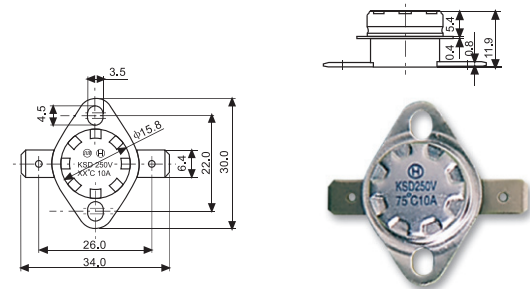
(W/O BVL) Without Bracket Vertical Lead



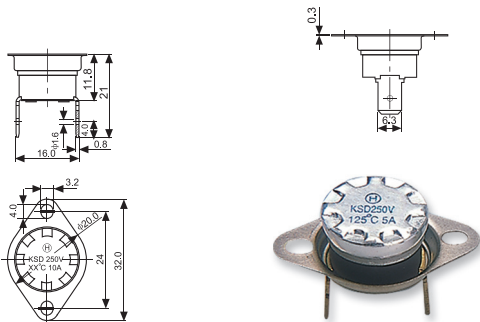
(LBHL) Loose Bracket Horizontal Lead



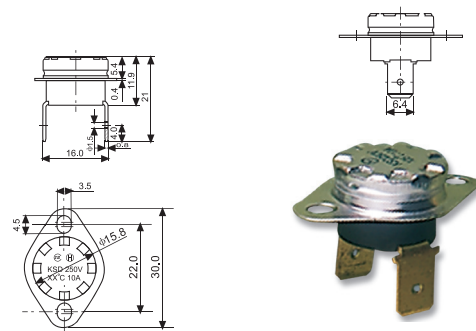
(FBHL) Fixed Bracket Horizontal Lead



(LBVL) Loose Bracket Vertical Lead



(FBVL) Fixed Bracket Vertical Lead



# H KSD-9700、CK-1 系列 (KSD-9700、CK-1 SERIES)



## THERMOSTAT 温度保险器

### KSD-9700

#### TECHNICAL PARAMETERS/ 技术参数：

Rated Functioning Tf(°C) 额定动作温度	Reset Temp. Ton(°C) 恢复温度	Rated Voltage AC(V) 额定电压	Current Rating(A) 额定电流	SAFETY APPROVALS 安全认证
				CQC
60±5	40±10	250	5	
70±5	50±10	250	5	●
80±5	55±10	250	5	●
85±5	60±10	250	5	●
90±5	65±10	250	5	●
95±5	70±10	250	5	●
100±5	75±10	250	5	●
105±5	80±10	250	5	●
110±5	80±10	250	5	●
115±5	80±10	250	5	●
120±5	80±10	250	5	●
125±5	80±10	250	5	●
130±5	90±15	250	5	●
135±5	90±15	250	5	●
140±5	90±15	250	5	●
145±5	90±15	250	5	●
150±5	90±15	250	5	●

● DENOTES FOR APPROVED ● 表示已取得安全认证

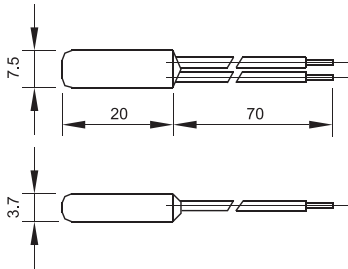
### CK-1

#### TECHNICAL PARAMETERS/ 技术参数：

Rated Functioning Temp. Tf(°C) 额定动作温度	Reset Temp.Ton(°C) 恢复温度	Rated Voltage AC(V) 额定电压	Current Rating(A) 额定电流
60±5	35±15	250	5、10
65±5	40±15	250	5、10
70±5	45±15	250	5、10
75±5	50±15	250	5、10
80±5	55±15	250	5、10
85±5	60±15	250	5、10
90±5	65±15	250	5、10
95±5	70±15	250	5、10
100±5	70±15	250	5、10
105±5	70±15	250	5、10
110±5	70±15	250	5、10
115±5	75±20	250	5、10
120±5	80±20	250	5、10
125±5	85±20	250	5、10
130±5	90±20	250	5、10
135±5	90±25	250	5、10
140±5	90±25	250	5、10
145±5	90±25	250	5、10
150±5	90±25	250	5、10



Unit 单位: mm

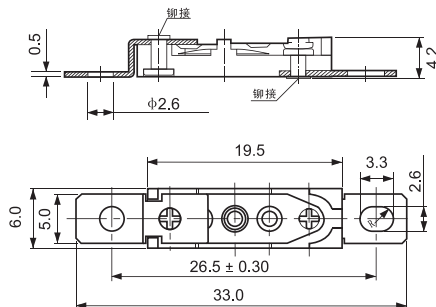


#### APPLICATION FOR:

Fan motor, Transformer, Fluorescence Lamp Ballast, Battery, Induction Cooker, Motor, etc.



Unit 单位: mm



#### APPLICATION FOR:

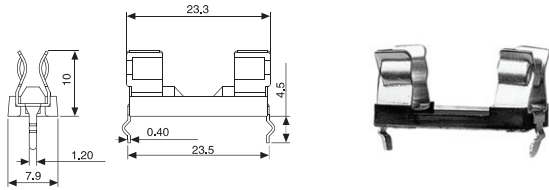
Hand-held Hair Dryer, Dehumidifying Machine, Electric Fan, etc.

## FUSE BLOCK & FUSE CLIP

### HF-001/A (RoHS)

PCB TYPE FUSE BLOCK FOR 5X20MM FUSE

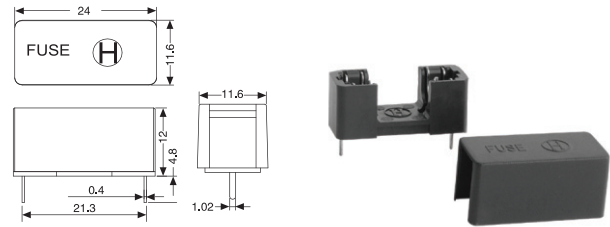
Unit 单位: mm



### HF-003/C (RoHS)

FUSE BLOCK FOR 5x20MM FUSE WITH COVER

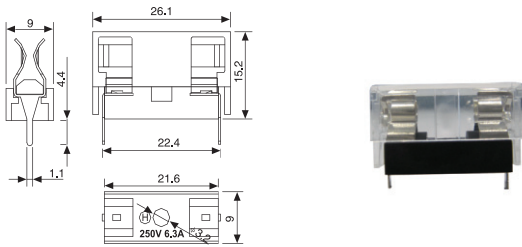
Unit 单位: mm



### HF-003 (RoHS)

FUSE BLOCK FOR 5x20MM FUSE WITH TRANSPARENT COVER

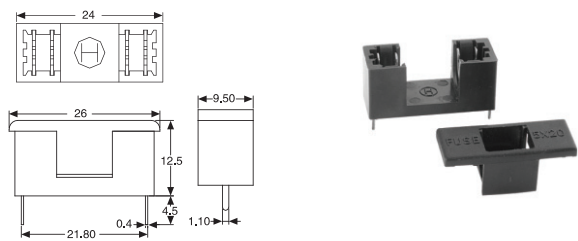
Unit 单位: mm



### HF-003/D (RoHS)

FUSE BLOCK FOR 5x20MM FUSE WITH COVER

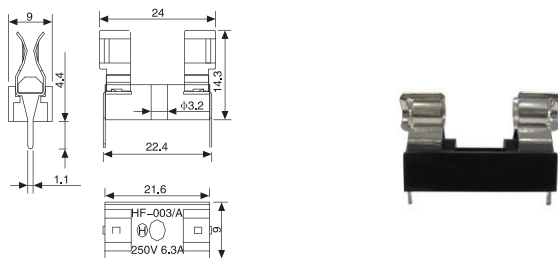
Unit 单位: mm



### HF-003/A (RoHS)

FUSE BLOCK FOR 5X20MM FUSE

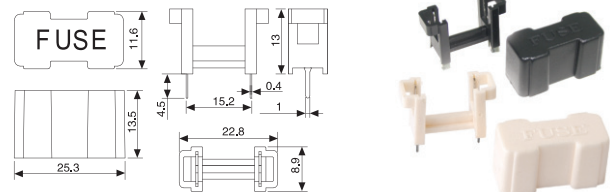
Unit 单位: mm



### HF-003/I (RoHS)

FUSE BLOCK FOR 5x20MM FUSE WITH COVER

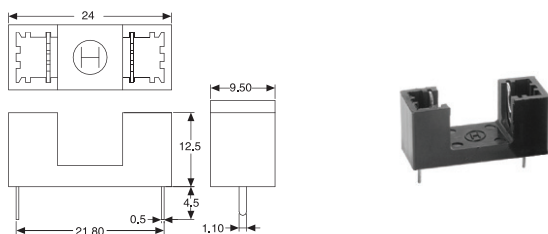
Unit 单位: mm



### HF-003/B (RoHS)

FUSE BLOCK FOR 5x20MM FUSE WITHOUT COVER

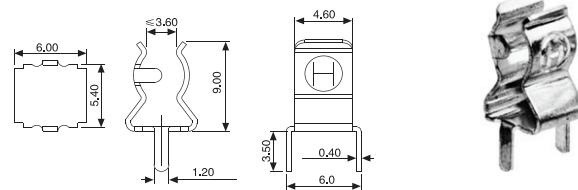
Unit 单位: mm



### HF-004 (RoHS) (HF-004/N)

FUSE CLIP FOR 5X20MM FUSE

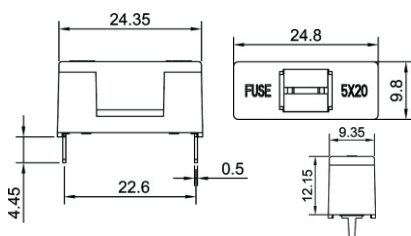
Unit 单位: mm



### HF-001/BCN (RoHS)

FUSE BLOCK FOR 5x20MM FUSE WITH COVER

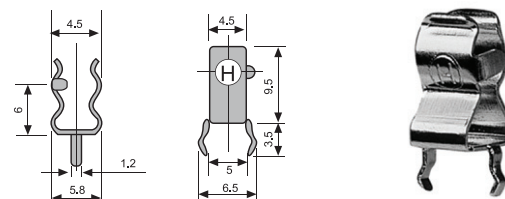
Unit 单位: mm



### HF-004/A (RoHS)

FUSE CLIP FOR 5x20MM FUSE  
PHOSPHOR BRONZE, NICKEL PLATED OR TIN PLATED

Unit 单位: mm

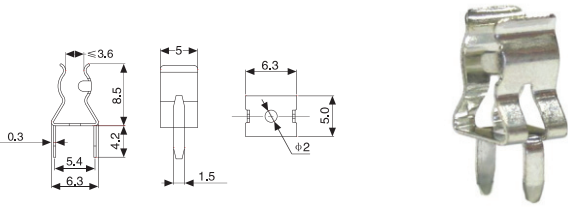




## FUSE BLOCK & FUSE CLIP

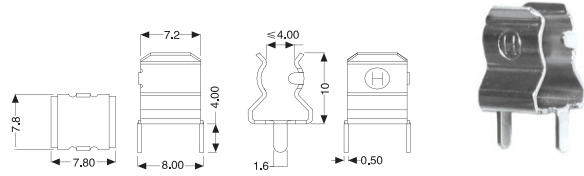
**HF-004/C (RoHS)**  
FUSE CLIP FOR 5x20MM FUSE

Unit 单位: mm



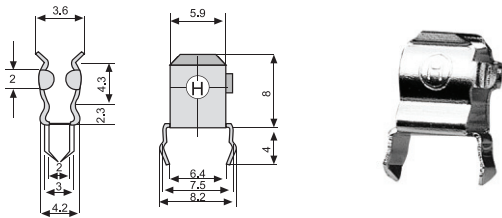
**HF-005/N (NICKEL PLATED) (RoHS)**  
**HF-005/T (TIN PLATED) (RoHS)**  
FUSE CLIP FOR 6x32MM FUSE

Unit 单位: mm



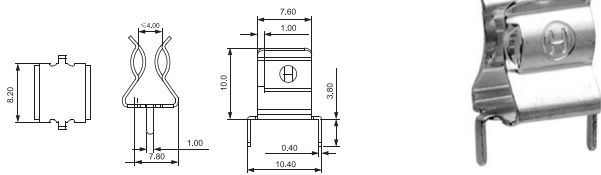
**HF-004/D (RoHS)**  
FUSE CLIP FOR 5x20MM FUSE  
NICKEL PLATED OR TIN PLATED

Unit 单位: mm



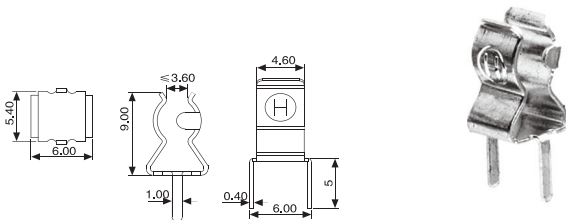
**HF-005/I (RoHS)**  
FUSE CLIP FOR 6x32MM FUSE  
NICKEL PLATED OR TIN PLATED

Unit 单位: mm



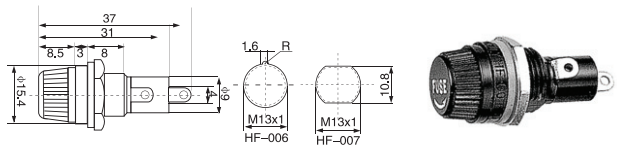
**HF-004/J (RoHS)**  
FUSE CLIP FOR 5x20MM FUSE  
NICKEL PLATED OR TIN PLATED

Unit 单位: mm



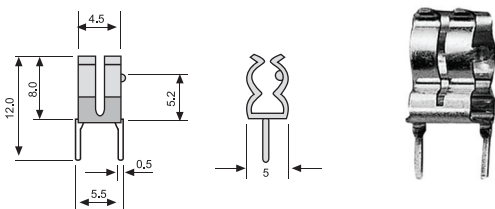
**HF-006 HF-007**  
PANEL MOUNT FUSE HOLDER FOR 5x20MM FUSE

Unit 单位: mm



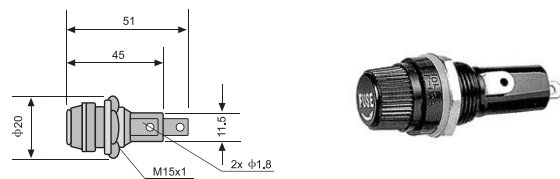
**HF-004/P (RoHS)**  
FUSE CLIP FOR 5x20MM FUSE  
PHOSPHOR BRONZE, TIN PLATED

Unit 单位: mm



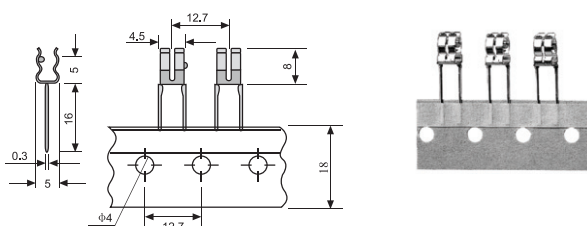
**HF-008**  
PANEL MOUNT FUSE HOLDER FOR 6x32MM FUSE

Unit 单位: mm



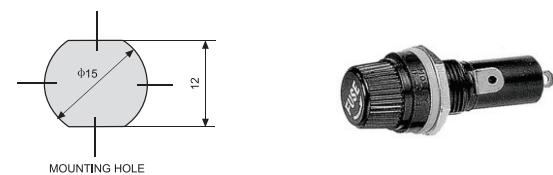
**HF-004/PT (RoHS)**  
FUSE CLIP FOR 5x20MM FUSE, TAPED TYPE  
PHOSPHOR BRONZE, TIN PLATED

Unit 单位: mm



**HF-009**  
PANEL MOUNT FUSE HOLDER FOR 6x32MM FUSE

Unit 单位: mm





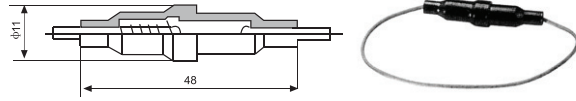
Your Power Safeguard™  
您的电路安全卫士

## FUSE BLOCK

### HF-011

INLINE FUSE HOLDER FOR 5x20MM FUSE  
WITH 180MM WIRE

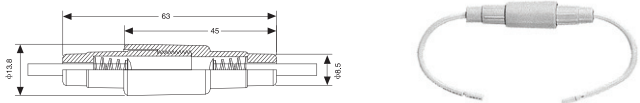
Unit 单位: mm



### HF-011/I

INLINE FUSE HOLDER FOR 5x20MM & 6X32MM  
FUSE (UL APPROVED MATERIALS)

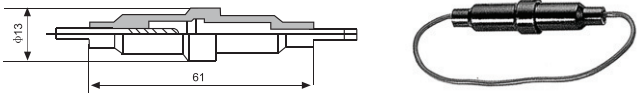
Unit 单位: mm



### HF-012

INLINE FUSE HOLDER FOR 6X32MM FUSE  
WITH 180MM WIRE

Unit 单位: mm

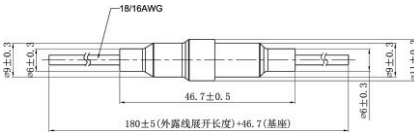


### HF-013N



INLINE FUSE HOLDER FOR 5x20MM FUSE  
WITH 180MM LEAD WIRE

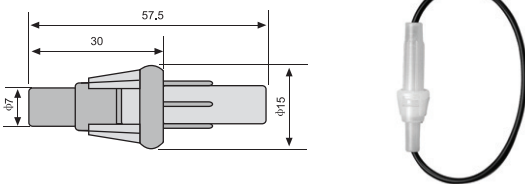
Unit 单位: mm



### HF-014

INLINE FUSE HOLDER FOR 6x32MM FUSE  
WITH 180MM LEAD WIRE

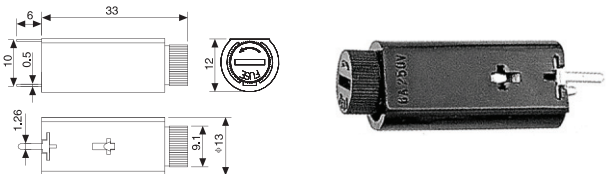
Unit 单位: mm



### HF-101 (RoHS)

FUSE HOLDER FOR 5x20MM FUSE

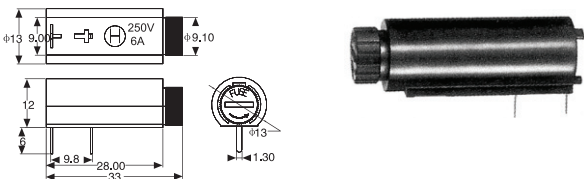
Unit 单位: mm



### HF-102 (RoHS)

FUSE HOLDER FOR 5x20MM FUSE

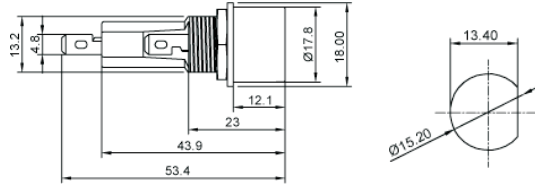
Unit 单位: mm



# FH SERIES

Unit 单位: mm

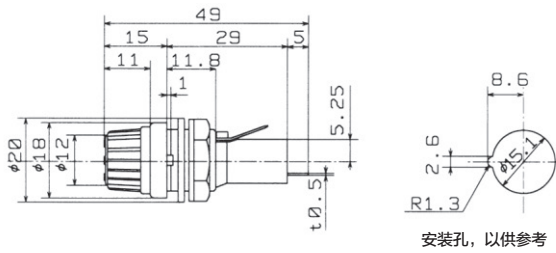

FH-001AFN



Rating: 10A

Matching Fuse:  $\Phi 6.0 \times 30$

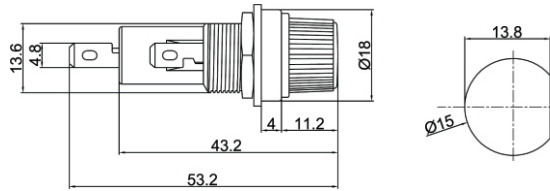
FH-001AFH



Rating: 15A

Matching Fuse:  $\Phi 6.35 \times 31.8$   
 $\Phi 6.4 \times 30$

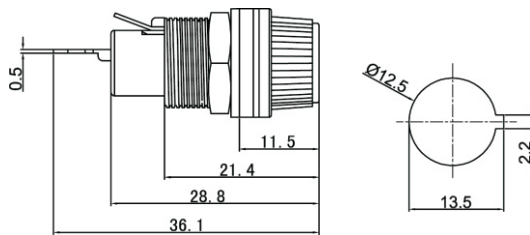
FH-032AFN



Rating: 10A

Matching Fuse:  $\Phi 6.0 \times 30$

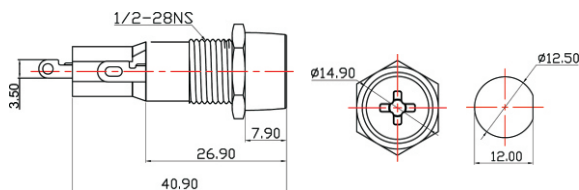
FH-043N



Rating: 10A

Matching Fuse:  $\Phi 5.0 \times 20$

FH-033N



Rating: 10A(UL, cUL)  
6.3A(CQC, VDE)

Matching Fuse:  $\Phi 5.0 \times 20$

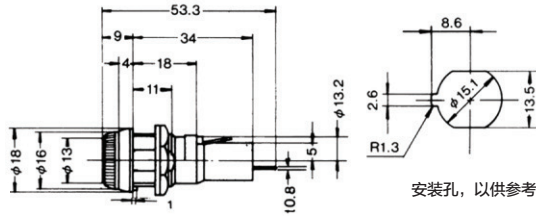



Your Power Safeguard™  
您的电路安全卫士

# FUSE BLOCK

Unit 单位: mm

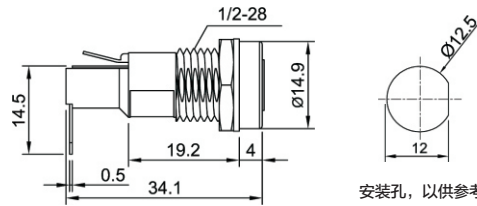
## FH-S04



Rating: 10A

Matching Fuse:  $\Phi 6.35 \times 31.8$   
 $\Phi 6.4 \times 30$

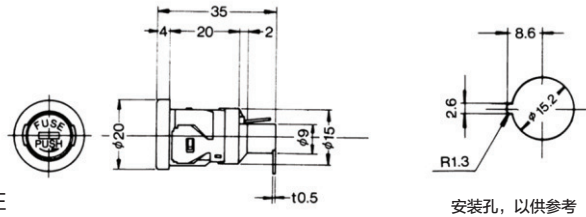

## FH-B02N (ROHS)



Rating: 10A

Matching Fuse:  $\Phi 5.2 \times 20$

## FH-B12



SNAP-IN MOUNTING TYPE

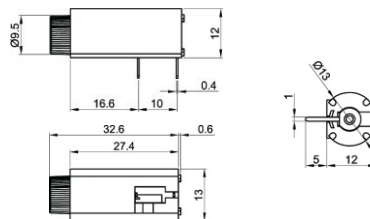

Rating: 10A (6.3A)

Matching Fuse:  $\Phi 5.2 \times 20$

Thickness of mounting board: 0.8/1.0/1.2  
1.6/2.0

UR/SEMKO/CSA/VDE Approval

## FH-B13HAN



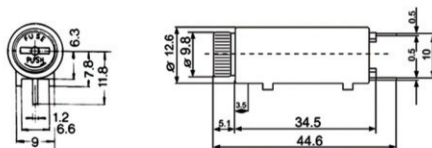
Rating: 10A

Matching Fuse:  $\Phi 5.2 \times 20$

UR/CSA/VDE Approval

\* Vertical type available

## FH-B13VA



Rating: 10A

Matching Fuse:  $\Phi 5.2 \times 20$

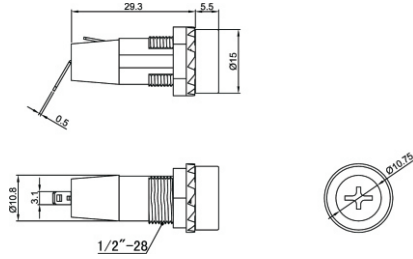
UR/CSA/VDE Approval

\* Vertical type available

# FUSE HOLDER

Unit 单位: mm

FH-520H

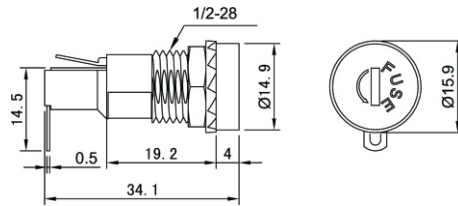


Rating: 15A 250V AC (UL, cUL)  
6.3A 2.5W 250V AC (VDE)

Fuse:  $\Phi 5.0 \times 20 \text{mm}$

Panel thickness: 4.5mm max

FH-BPWH

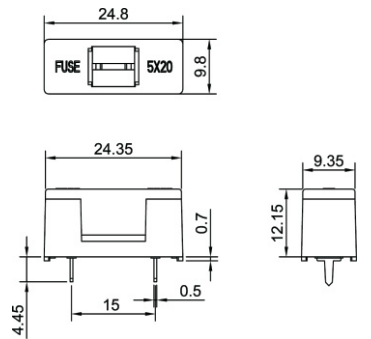


Rating: 15A 250V AC (UL, cUL)

Fuse:  $\Phi 5.0 \times 20 \text{mm}$

Panel thickness: 4.5mm max

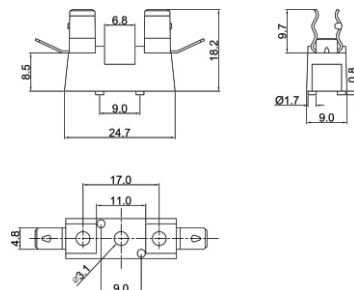

FH-GH



Rating: 15A 250V AC (UL, cUL)

Fuse:  $\Phi 5.0 \times 20 \text{mm}$

FH-201H



Rating: 15A 250V AC (UL, cUL)

Fuse:  $\Phi 5.0 \times 20 \text{mm}$



## IEC 60127-1 小型熔断体色码

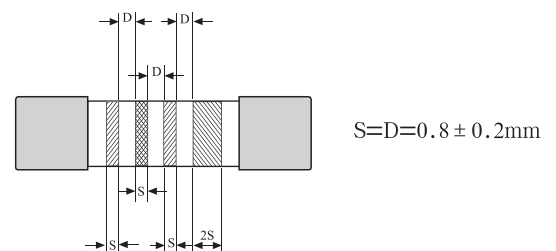
RATED CURRENT(mA) 额定电流	FIRST BAND COLOUR 第一带颜色	SECOND BAND COLOUR 第二带颜色	THIRD BAND 第三带颜色 COLOUR MULTIPLIER 颜色倍率	FOURTH BAND TIME CURRENT CHARACTERISTIC 第四带时间电流特性
25	红 RED	绿 GREEN	黑 BLACK	10 <sup>0</sup> FF (0) = 黑 BLACK
.32	橙 ORANGE	红 RED	"	10 <sup>0</sup> F (2) = 红 RED
40	黄 YELLOW	黑 BLACK	"	10 <sup>0</sup> M (4) = 黄 YELLOW
.50	绿 GREEN	黑 BLACK	"	10 <sup>0</sup> T (6) = 蓝 BLUE
56	绿 GREEN	蓝 BLUE	"	10 <sup>0</sup> TT (8) = 灰 GREY
.63	蓝 BLUE	橙 ORANGE	"	10 <sup>0</sup>
71	紫 VIOLET	棕 BROWN	"	10 <sup>0</sup>
.80	灰 GREY	黑 BLACK	"	10 <sup>0</sup>
90	白 WHITE	"	"	10 <sup>0</sup>
.100	棕 BROWN	"	棕 BROWN	10 <sup>1</sup>
112	"	棕 BROWN	"	10 <sup>1</sup>
.125	"	红 RED	"	10 <sup>1</sup>
140	"	黄 YELLOW	"	10 <sup>1</sup>
.160	"	蓝 BLUE	"	10 <sup>1</sup>
180	"	灰 GREY	"	10 <sup>1</sup>
.200	红 RED	黑 BLACK	"	10 <sup>1</sup>
224	"	红 RED	"	10 <sup>1</sup>
.250	"	绿 GREEN	"	10 <sup>1</sup>
280	"	灰 GREY	"	10 <sup>1</sup>
.315	橙 ORANGE	棕 BROWN	"	10 <sup>1</sup>
355	橙 ORANGE	绿 GREEN	"	10 <sup>1</sup>
.400	黄 YELLOW	黑 BLACK	"	10 <sup>1</sup>
450	黄 YELLOW	绿 GREEN	"	10 <sup>1</sup>
.500	绿 GREEN	黑 BLACK	"	10 <sup>1</sup>
560	绿 GREEN	蓝 BLUE	"	10 <sup>1</sup>
.630	蓝 BLUE	橙 ORANGE	"	10 <sup>1</sup>
710	紫 VIOLET	棕 BROWN	"	10 <sup>1</sup>
.800	灰 GREY	黑 BLACK	"	10 <sup>1</sup>
900	白 WHITE	"	"	10 <sup>1</sup>
.1000	棕 BROWN	"	红 RED	10 <sup>2</sup>
1120	"	棕 BROWN	"	10 <sup>2</sup>
.1250	"	红 RED	"	10 <sup>2</sup>
1400	"	黄 YELLOW	"	10 <sup>2</sup>
.1600	"	蓝 BLUE	"	10 <sup>2</sup>
1800	"	灰 GREY	"	10 <sup>2</sup>
.2000	红 RED	黑 BLACK	"	10 <sup>2</sup>
.2500	红 RED	绿 GREEN	"	10 <sup>2</sup>
.3150	橙 ORANGE	棕 BROWN	"	10 <sup>2</sup>
.4000	黄 YELLOW	黑 BLACK	"	10 <sup>2</sup>
.5000	绿 GREEN	黑 BLACK	"	10 <sup>2</sup>
.6300	蓝 BLUE	橙 ORANGE	"	10 <sup>2</sup>
.8000	灰 GREY	黑 BLACK	"	10 <sup>2</sup>
.10000	棕 BROWN	黑 BLACK	橙 ORANGE	10 <sup>2</sup>


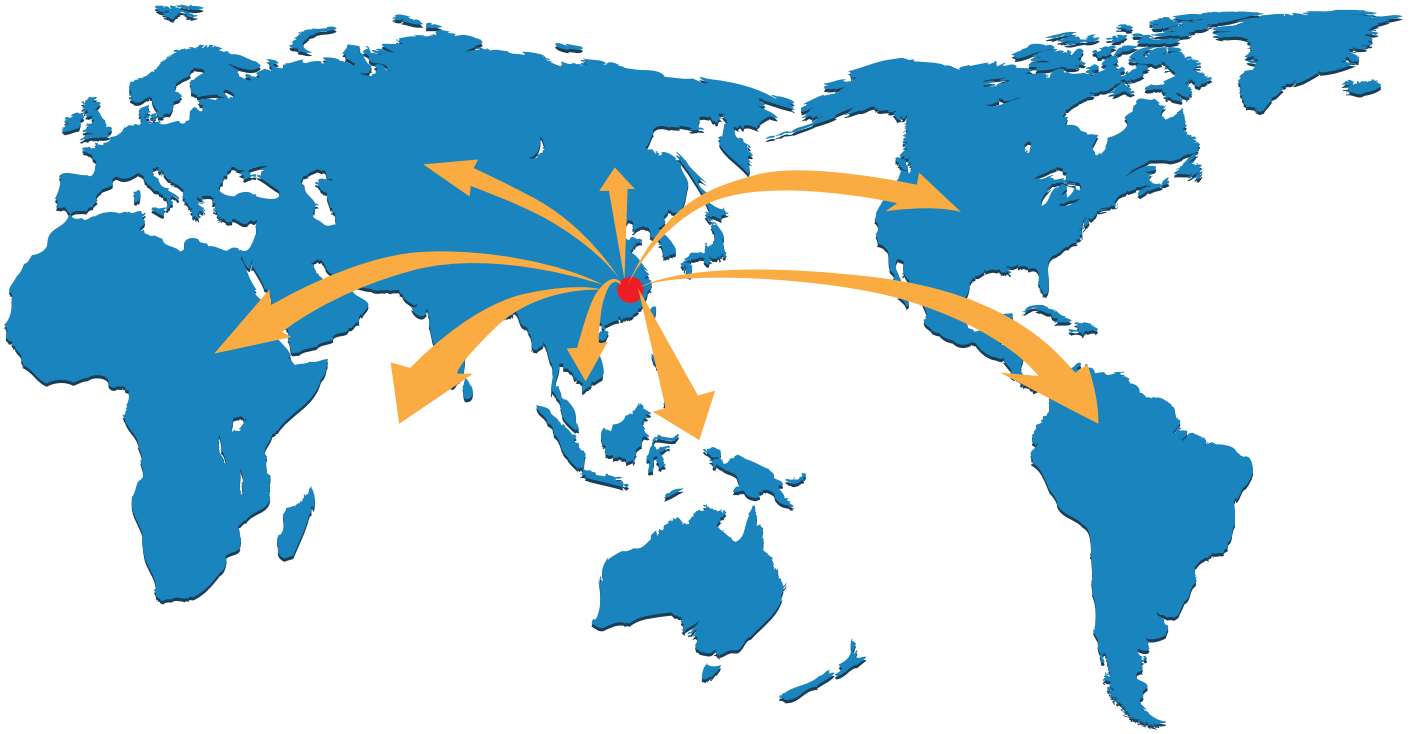
### .=R10 数系

表示额定电流的色带系对应于 R10、R20 数系值的前两位数。

.=R10 SERIES.

COLOUR BANDS INDICATE RATED CURRENT BASED UPON FIRST TWO DIGITS OF R10/R20 SERIES.





HOLLYLAND® 好利®

备注：在出版本资料时，我们已经尽力保证所有数据及图片准确无误。但如有任何更改，恕不另行通知

REMARK: No specific notice will be given out regarding any changes on data or product information.



**HOLLY 好利**



BS EN IS9001  
Certificate No.:FM 40402



ISO14001:2004 CERTIFIED



[www.hollyfuse.com](http://www.hollyfuse.com)

---

### **Hollyland (China) Electronics Technology Corporation Limited**

9-19 Fanghu Road, Huli District Xiamen, Fujian, China P.C.361009  
Tel: (86) 592-577 2288 Fax: (86) 592- 577 3979  
E-mail: [sdxm@hollyfuse.com](mailto:sdxm@hollyfuse.com)

---

### **Hong Kong Office: Hollyland Co., Ltd.**

31/F, Billion Centre, Tower A, 1 Wang Kwong Road  
Kowloon Bay, Hong Kong  
Tel: (852) 3666 5111 Fax: (852) 2682 1666

---

### **Shenzhen Office**

No. 1002, Flat 1, Guangchengshijia Xilongxuan 10th Zone Xin'an  
Bao'an, Shenzhen, Guangdong, China P.C. 518101  
Tel: (86) 755-2766 2927 Fax: (86) 755-27662925

---

---

### **好利来(中国)电子科技股份有限公司**

中国福建省厦门市湖里区枋湖路9-19号 邮编: 361009  
电话: (86) 592-577 2288 传真: (86) 592- 577 3979  
邮箱: [sdxm@hollyfuse.com](mailto:sdxm@hollyfuse.com)

---

### **香港子公司: 好利来有限公司**

香港九龙湾宏光道1号亿京中心A座31楼  
电话: (852) 3666 5111 传真: (852) 2682 1666

---

### **深圳办事处**

中国广东省深圳市宝安新安10区冠城世家曦龙轩1座1002室  
电话: (86) 755-2766 2927 传真: (86) 755-27662925  
邮编: 518101

---