

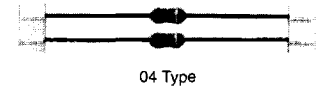
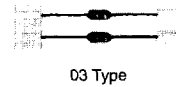


LEADED INDUCTORS

AXIAL LEAD INDUCTORS

LA Series: These high quality, low cost, epoxy resin coated axial lead inductors are ideal for high volume automated production processes.

Part Number	L (μH)	Q min	Self-resonant Frequency (MHz)	DC Resistance (Ω) Max	Rated Current (mA) max	Insertion Pitch In./(mm)
LA02	0.22-220	35-40	5-450 min	0.4-20	35-400	.197 (5.0)
LAN02	0.12-470	40-50	3-500 min	0.12-22	60-850	.197 (5.0)
LAL03	0.22-1000	35-50	1.4-450 min	0.4-33	40-400	.394 (10.0)
LAL04TB	0.22-1000	30-80	1.4-300 min	0.1-14	100-1400	.492 (12.5)
LAL05TB	12-220	20-30	2-11 min	0.15-1.4	220-1050	.689 (17.5)



Part Numbering System	
■	Packaging (TB: Ammo Pack, 52mm LEAD SPACE) (TA: Ammo Pack, 26mm LEAD SPACE)
■	Inductance
■	Inductance tolerance (5%, 10%, 20%)
■	Lead diameter LAL02=0.5±.05MM LAP02=0.45±.05

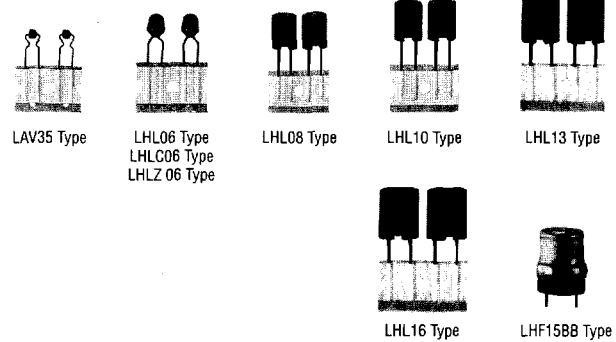


Type	Dimensions In./(mm)	
	L (max)	φD
LA□02	.134 (3.4)	.091 max (2.3) max
LAN02	.142 (3.6)	.094 max (2.4) max
LAL03	.276 (7.0)	.102+0.004/-0.008 (2.6+0.1/-0.2)
LAL04	.386 (9.8)	.157 max (4.0) max
LAL05	.551 (14.0)	.217 max (5.5) max

RADIAL LEAD INDUCTORS

LHL Series: LHL06~LHL16 series radial inductors are encapsulated in a resin housing and designed for high current applications, the LAV35 and LHL06 items are for lower current applications. All items can be packaged for automatic insertion except the LHF15BB series. The LHL06 is a high current, low Rdc inductor.

Part Number	L (μH)	Q min	Self-resonant Frequency (MHz)	DC Resistance (Ω) Max	Rated Current (mA) max	Insertion Pitch In./(mm)
LAV35	0.22-1000	50	2.0-170	0.09-28	55-1000	.197 (5.0)
LHL06	1-10000	40-50	0.7-87	0.15-96	22-750	.197 (5.0)
LHLC06	1-100	20-30	6.9-98	0.049-0.92	420-2500	.197 (5.0)
LHLZ06	1-1000	20-50	1.6-85	0.026-9.5	0.16-3.4	.197 (5.0)
LHL08	1-33000	20-65	0.23-76	0.013-100	40-4700	.197 (5.0)
LHL10	3.3-150000	30-90	0.069-46	0.019-300	28-4200	.197 (5.0)
LHL13	10-10000	30-140	0.3-19	0.023-10	190-4500	.295 (7.5)
LHL16	47-10000	20-70	0.26-4.5	0.046-7.3	250-3700	.295 (7.5)
LHF15BB	47-10000	15-70	0.28-4.2	0.05-6.6	250-4200	.394 (10.0)



Part Numbering System	
■	Packaging
■	Inductance
■	Inductance tolerance

Type	LAV35	LHL06	LHLC06	LHLZ06	LHL08	LHL10	LHL13	LHL16	LHF15BB
Fig.									
D	0.236 max (6.0 max)	0.268 max (6.8 max)	0.295 max (7.5 max)	0.307 max (7.8 max)	0.354 max (9.0 max)	0.433 max (11.0 max)	0.551 max (14.0 max)	0.669 max (17.0 max)	0.709 max (18.0 max)
H	0.315 max (8.0 max)	0.433 max (11.0 max)	0.433 max (11.0 max)	0.433 max (11.0 max)	0.374 max (9.5 max)	0.551 max (14.0 max)	0.669 max (17.0 max)	0.827 max (21.0 max)	0.906 max (23.0 max)
e	—	0.197±0.039 (5.0±1.0)	0.197±0.039 (5.0±1.0)	0.197±0.039 (5.0±1.0)	0.197±0.039 (5.0±1.0)	0.197±0.039 (5.0±1.0)	0.197±0.039 (5.0±1.0)	0.197±0.039 (5.0±1.0)	0.197±0.039 (5.0±1.0)
F	—	0.197±0.039 (5.0±1.0)	0.197±0.039 (5.0±1.0)	0.197±0.039 (5.0±1.0)	0.197±0.039 (5.0±1.0)	0.197±0.039 (5.0±1.0)	0.295±0.039 (7.5±1.0)	0.295±0.039 (7.5±1.0)	0.394±0.039 (10.0±1.0)
φd	0.020±0.002 (0.5±0.05)	0.024±0.002 (0.6±0.05)	0.024±0.002 (0.6±0.05)	0.024±0.002 (0.6±0.05)	0.024±0.002 (0.6±0.05)	0.024±0.002 (0.6±0.05)	0.031±0.002 (0.8±0.05)	0.031±0.002 (0.8±0.05)	0.039±0.002 (1.0±0.05)

Unit : inch (mm)