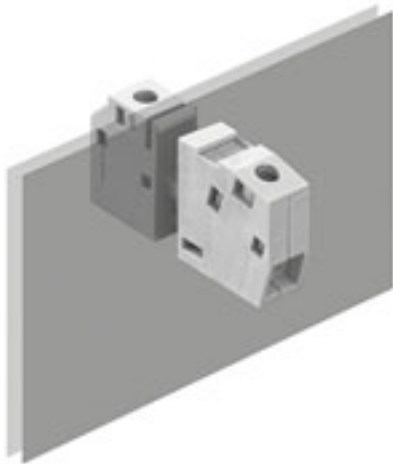


WGK series
WGK 4

Weidmüller Interface GmbH & Co. KG
Klingenbergstraße 16
D-32758 Detmold
Germany
Fon: +49 5231 14-0
Fax: +49 5231 14-292083
www.weidmueller.com



The WGK finger-proof-insulated enclosures are especially suitable as industrial electronic enclosures for frequency converters, power supplies or filter components which offer a convenient and reliable form of connection internally and externally.

General ordering data

Order No.	1936550000
Type	WGK 4
Version	WGK series, Feedthrough terminal, Rated cross-section: 4 mm ² , Screw connection, Grey, Direct mounting, Feed-through (bushing)
GTIN (EAN)	4032248664337
Qty.	50 pc(s).

WGK series
WGK 4

Weidmüller Interface GmbH & Co. KG
 Klingenbergstraße 16
 D-32758 Detmold
 Germany
 Fon: +49 5231 14-0
 Fax: +49 5231 14-292083
 www.weidmueller.com

Technical data
Dimensions and weights

Length	35.5 mm	Width	8.1 mm
Height	21.5 mm	Height of lowest version	21.5 mm
Net weight	8.64 g		

2 clampable conductors with identical cross-section

Wire connection cross section AWG, max.	AWG 12	Wire connection cross section AWG, min.	AWG 22
---	--------	---	--------

Additional connection

Blade size	0.6 x 3.5 mm	Clamping screw	M 3
Rated current	32 A	Tightening torque, max.	0.8 Nm
Tightening torque, min.	0.6 Nm		

Conductors suitable for clamping

Wire connection cross section AWG, max.	AWG 12	Wire connection cross section AWG, min.	AWG 22
Wire connection cross section, finely stranded with wire-end ferrules DIN 46228/1, rated connection, max.	4 mm ²	Wire connection cross section, finely stranded with wire-end ferrules DIN 46228/1, rated connection, min.	0.5 mm ²
Wire connection cross section, finely stranded, max.	4 mm ²	Wire connection cross section, solid core max. rated connection	6 mm ²
Wire connection cross section, solid core, max. rated connection	0.5 mm ²		

Rated data to IEC

Current at maximum wires	41 A	Pollution severity	3
Rated cross-section	4 mm ²	Rated current	32 A
Rated impulse withstand voltage	6 kV	Rated voltage	250 V
Standards	IEC 60947-7-1		

Technical data

Blade size	0.6 x 3.5 mm	Clamping range, rated connection, max.	6 mm ²
Clamping range, rated connection, min.	0.05 mm ²	Clamping screw	M 3
Gauge to IEC 60947-1	A3	Number of connections	2
Stripping length, rated connection	8 mm	Tightening torque, max.	0.8 Nm
Tightening torque, min.	0.6 Nm		

Technical specification

Colour of insulating material	Grey	Connection direction	on side
End cover plate required	No	Installation advice	Direct mounting, Feed-through (bushing)
Product family	WGK series		

CSA ratings data

Certificate No. (CSA)	200039-1830694	Voltage size B (CSA)	300 V
Current size B (CSA)	30 A	Wire cross section max. (CSA)	10 AWG
Wire cross section min. (CSA)	30 AWG		

**WGK series
WGK 4**

Weidmüller Interface GmbH & Co. KG
 Klingenbergstraße 16
 D-32758 Detmold
 Germany
 Fon: +49 5231 14-0
 Fax: +49 5231 14-292083
 www.weidmueller.com

Technical data

UL ratings data

Certificate No. (cURus)	E60693VOL1SEC84	Conductor size Factory wiring max. (cURus)	10 AWG
Conductor size Factory wiring min. (cURus)	30 AWG	Conductor size Field wiring max. (cURus)	10 AWG
Conductor size Field wiring min. (cURus)	30 AWG	Current size B (cURus)	30 A
Current size C (cURus)	30 A	Current size D (cURus)	10 A
Voltage size B (cURus)	300 V	Voltage size C (cURus)	150 V
Voltage size D (cURus)	300 V		

Material data

Material	Wemid	Colour	Grey
UL 94 flammability rating	V-0		

Classifications

ETIM 3.0	EC001283	UNSPSC	30-21-18-11
eClass 5.1	27-14-11-34	eClass 6.0	27-14-11-34
eClass 7.0	27-14-11-34		

Notes

Notes • Metal walls: 1 #96 2.5 mm = 400 V; 2.5 #96 6 mm = 250 V; plastic walls: 1 #96 6 mm = 500 V

Approvals

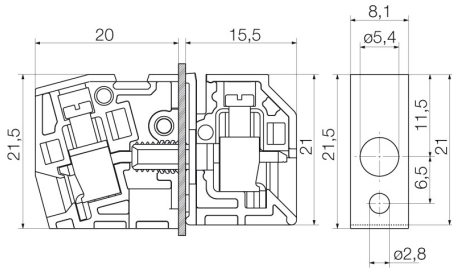
Approvals



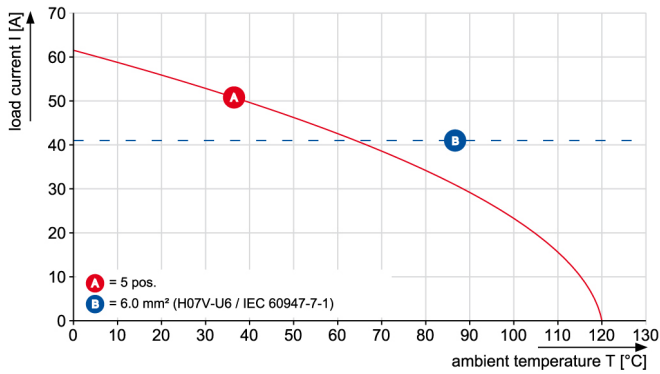
**WGK series
WGK 4**

Weidmüller Interface GmbH & Co. KG
 Klingenbergstraße 16
 D-32758 Detmold
 Germany
 Fon: +49 5231 14-0
 Fax: +49 5231 14-292083
 www.weidmueller.com

Drawings



WGK 4



WGK 4

