



SPECIFICATIONS

Current Rating:


Wire size	# 20	# 22	# 24	# 26	# 28	# 30
Ampere	5 A	5 A	4 A	3 A	2 A	1 A

Contact Resistance: 10mΩ Max.

Dielectric Voltage: 1500V AC for one minute

Operation temperature: -40°C to 105°C  

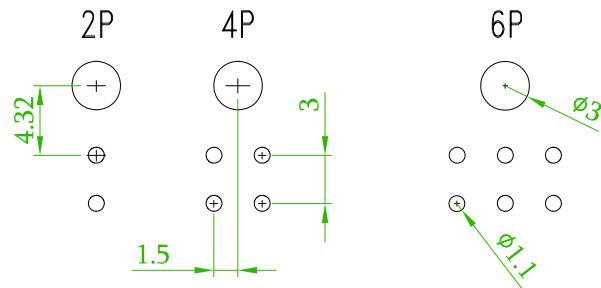
MATERIAL

Insulator: LCP, UL94V-0 

Contact: Brass

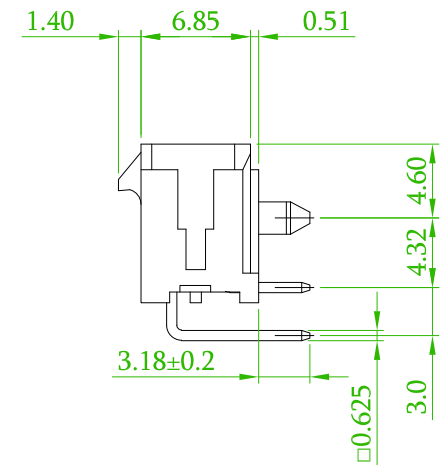
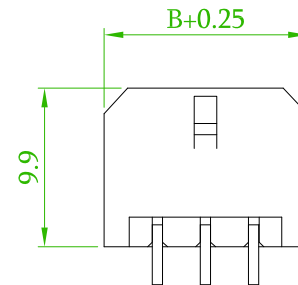
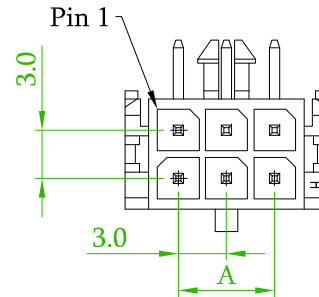
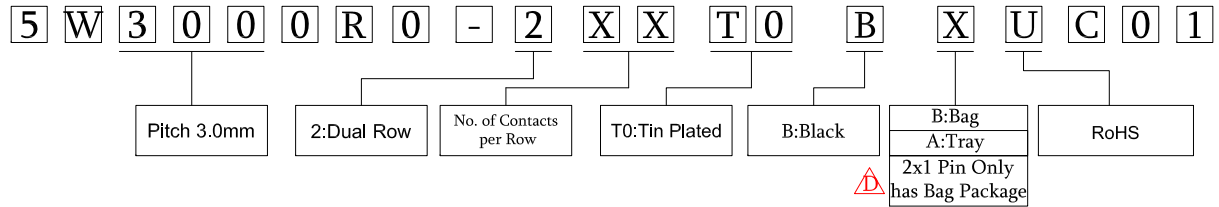
Glow-Wire Flammability(GWF) IEC 60695-2-12




Contacts	Dim. A	Dim. B
2x01	--	6.65
2x02	3.0	9.65
2x03	6.0	12.65
2x04	9.0	15.65
2x05	12.0	18.65
2x06	15.0	21.65
2x07	18.0	24.65
2x08	21.0	27.65
2x09	24.0	30.65
2x10	27.0	33.65
2x11	30.0	36.65
2x12	33.0	39.65



Recommended PCB Layout
(PCB TOLERANCE ±0.1)

ORDER INFORMATION



 x1	Add a note: 2x1 Pin Only has Bag Package.	Gary	2018/03/05
 x2	Revise operation temperature and insulator	Andy	2017/09/06
 x1	Add the Temperature Range	Eloise	2016/11/25
REV.	ECN NO. OR DESCRIPTION	REVISED	DATE

 Amtek Technology Co., Ltd. TEL: 886-2-2260-6878 FAX: 886-2-2260-8030	品名 TITLE	3.0mm WAFER D/R V/T DIP TYPE			頁數 Page	1/1
	品號 PART NO.	5W3000R0-2XXT0BXUC01			繪圖 DRAWN	Eloise 2016/11/25
	圖號 DRAWING NO.	GW083-EL335	版本 REV.	D	核對 CHECKED	Josh 2018/03/05
	客戶品號 CUSTOMER P/N		比例 SCALE	None	承認 APPROVED	Jason 2018/03/05
	公差 TOLERANCE	.X ± 0.25 .XX ± 0.15	單位 UNIT	mm	THIRD ANGLE PROJECTION	