

NOTE: UNLESS OTHERWISE SPECIFIED

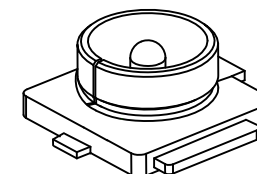
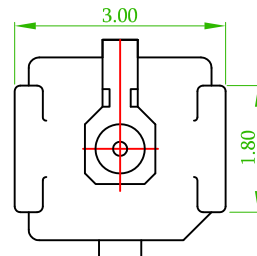
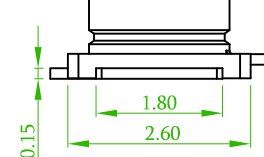
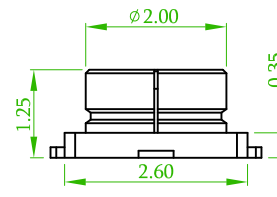
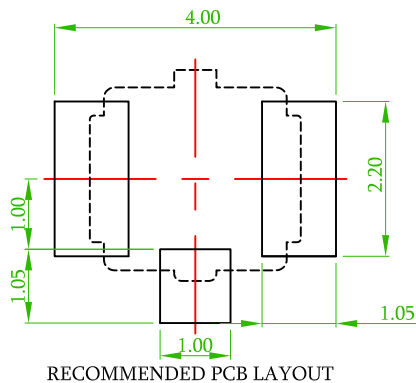
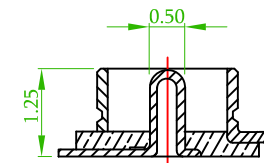
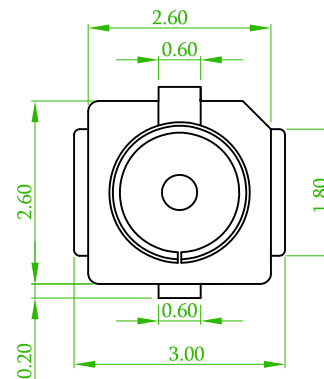
1. DIMENSION SHALL BE INTERPRETED PER ANSI Y14.5M-1994.
2. CONTACT RETENTION FORCE: 0.4 N MIN.
3. CONTACT MATERIAL: COPPER ALLOY.
4. INSULATOR: HIGH TEMPERATURE PLASTIC UL94 V-0.
5. CONTACT FINISH: GOLD PLATED 3u" Min. ON MATING AREAR.
GOLD FINSH 1u" Min. ON SHELL, ALL OVER 50u" Min. NICKEL UNDER PLATED.
6. ALL MATERIAL MEET RoHS SPECIFICATION AND IN CONFORMITY WITCH REACH & SVHC STANDARD STIPULATIONS.


ORDER INFORMATION 


6 2 I P X M 0 1 - F 5 G 0 W G 0 1



3	GROUND PAD	METAL SHELL, GOLD/BRIGHT GOLD PLATING	1
2	CENTER PIN	CENTER CNT, GOLD/BRIGHT GOLD PLATING	1
1	HOUSING	OVER MOLD HOUSING, LCP, IVORY, UL94V-0	1
ITEM	PART NUMBER	DESCRIPTION	Q'TY



	ECN NO.:170541 Revise the Order Information.:62IPXM01-F5GWN1->62IPXM01-F5G0WG01	Mia	2017/08/21
REV.	ECN NO. OR DESCRIPTION	REVISED	DATE

 糧德精密有限公司 Amtek Technology Co., Ltd. TEL: 886-2-2260-6878 FAX: 886-2-2260-8030	品名 TITLE	RF HEADER(UFL)				頁數 Page	1/1
	品號 PART NO.	62IPXM01-F5G0WG01				繪圖 DRAWN	Roy 2016/09/05
	圖號 DRAWING NO.	GW195-MC484	版本 REV.	C	核對 CHECKED	Jonny 2016/09/05	
	客戶品號 CUSTOMER P/N		比例 SCALE	None	承認 APPROVED	Aaron 2016/09/05	
	公差 TOLERANCE	.X ± 0.15 .XX ± 0.10	X°. ± 1°	單位 UNIT	mm	THIRD ANGLE PROJECTION	