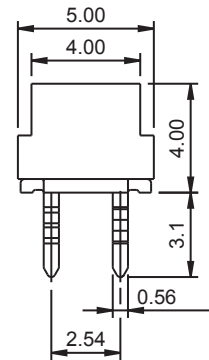
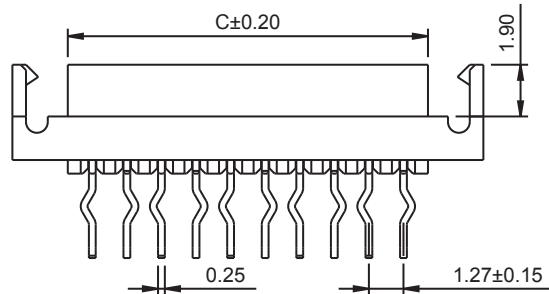


\* 1 hole necessary to let IDC nose go through the hole  
PCB LAYOUT - COMPONENT VIEW



MATERIAL:  
HOUSING MATERIAL: PBT  
FLAMABILITY RATING: UL94-V0  
COLOR: RED  
CONTACT MATERIAL: PHOSPHOR BRONZE  
CONTACT TYPE: STAMPED  
CONTACT PLATING: MATT TIN OVER NICKEL  
QUALITY CLASS: 25 MATING CYCLES  
PITCH: 2.54 MM PER ROW

ENVIRONMENTAL:  
OPERATING TEMPERATURE: -40°C UP TO 105°C  
COMPLIANCE: LEAD FREE AND ROHS

ELECTRICAL:  
CURRENT RATING: 1.5A PER PIN (PCB PIN)  
WORKING VOLTAGE: 100VAC  
INSULATION RESISTANCE: >1000MOHM  
DIELECTRIC WITHSTANDING VOLT.: 500VAC/MN  
CONTACT RESISTANCE: 10MOHM MAX

STANDARD  
RoHS CERTIFIED: E323964 / MOD. NUMBER 69036719xx7x

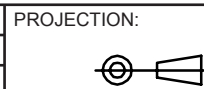
SOLDERING:  
WAVE PROCESS ONLY

DIMENSION:  
DIM.A= 1.27 x No. of Spaces  
DIM.B= DIM.A + 5.87  
DIM.C= DIM.A + 1.80

AVAILABLE  
xx : 4 TO 26 CIRCUITS

PACKAGING:  
TUBE

RoHS Compliant			
G	02-MAY-11	DIMENSION B	GG
F	12-MAY-10	PCB LAYOUT	JP
E	07-APR-10	PINNING	JP
D	09-MAR-10	STANDARD	JP
C	23-DEC-07	LAYOUT / INSET	CH
B	12-JUN-07	DIMENSIONS	EC
A	03-NOV-06	PDF	JP
REV	DATE	FILE	BY



APPROVAL: RJ

GENERAL TOLERANCE  
.X = +/- 0.2  
.XX = +/- 0.15



UNIT: MM  
SCALE:  
SHEET: 1/1  
DRAW: EAGER

DESCRIPTION: MM FEMALE CONNECTOR WITH LATCH AND WITHOUT POLARIZATION  
WERI PART NO: 690 367 19 xx 72

SIZE  
**A4**