



ISO9001 ISO14001 IATF16949 CHILISIN ELECTRONICS CORP.

RoHS & Halogen Free & REACH Compliance.

SPECIFICATION FOR APPROVAL

Customer : IBS

Customer P/N: _____

Drawing No : _____

Quantity : 0 Pcs. Date : 2019/04/23

Chilisin P/N : BSCH001608086N8J00

SPECIFICATION ACCEPTED BY:	
COMPONENT ENGINEER	
ELECTRICAL ENGINEER	
MECHANICAL ENGINEER	
APPROVED	
REJECTED	

奇力新電子股份有限公司
Chilisin Electronics Corp
No. 29, Alley 301, Tehhsin Rd.,
Hukou, Hsinchu 303, Taiwan
TEL : +886-3- 599-2646
FAX : +886-3- 599-9176
E-mail : sales@chilisin.com
http : //www.chilisin.com

東莞奇力新電子(東莞廠)有限公司
Chilisin Electronics (Dongguan) Co., Ltd.
No. 78, Puxing Rd., Yuliangwei Administration Area,
Qingxi Town, Dongguan City, Guangdong, China
TEL : +86-769-8773-0251~3
FAX : +86-769-8773-0232
E-mail : cect@chilisin.com

奇力新電子(越南廠)有限公司
Chilisin Electronics (Vietnam) Limited
No 143 - 145, Road No 10, VSIP Hai Phong,
Lap Le Commune, Thuy Nguyen Dist,
Haiphong City, Vietnam
Tel : 84-316 255 688 Fax : 84-316 255
689
E-mail : sales@chilisin.com

奇力新電子(湖南廠)有限公司
HuNan Chilisin Electronics Technology Co., Ltd
No. 8, Shaziao Liangshuijing Town, Yuanling
County, Huaihua City, Hunan Province 419601,
China
Tel : 86-745-867-5882
E-mail : cect@chilisin.com

Drawn by
鐘佩秋 **vivian.chung**

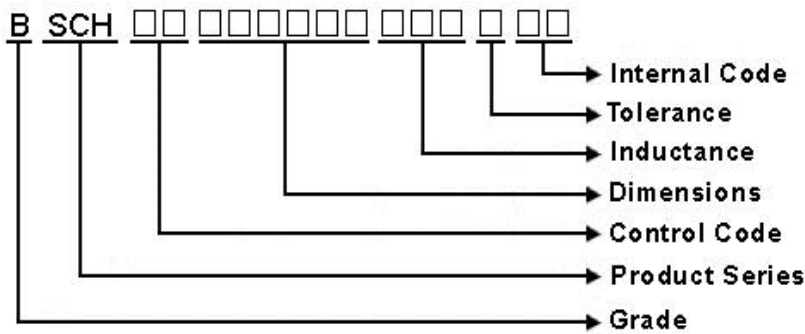
Checked by
吳振賢 **lcn07**

Approved by
陳瑞揚 **ryan.chen**

BSCH00160808 Series Specification

1 Scope: This specification applies to Multilayer ceramic chip inductors

2 Part Numbering:



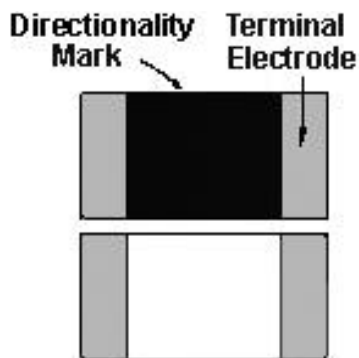
3 Rating:

Operating Temperature: $-55^{\circ}\text{C} \sim 125^{\circ}\text{C}$ (Including self - temperature rise)

Storage Temperature: $-55^{\circ}\text{C} \sim 125^{\circ}\text{C}$ (after PCB)

$-5^{\circ}\text{C} \sim 40^{\circ}\text{C}$, Humidity 40%~70% (before PCB)

4 Marking:

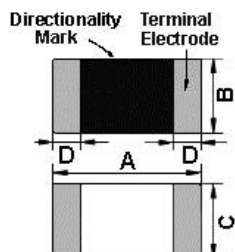


5 Standard Testing Condition

	Unless otherwise specified	In case of doubt
Temperature	Ordinary Temperature(15 to 35°C)	20 to 30°C
Humidity	Ordinary Humidity(25 to 85% RH)	50 to 80 %RH

BSCH00160808 Series Specification

6 Configuration and Dimensions:



Dimensions in mm

TYPE	160808
A	1.6±0.15
B	0.8±0.15
C	0.8±0.15
D	0.3±0.20

7 Electrical Characteristics:

Part No.	Inductance (nH)	L,Q Test Freq.	Q Min.	SRF (MHz)Typ.	RDC (Ω)Max.	IDC (mA)Max.	Tolerance
BSCH001608081N0□00	1	100 MHz,200 mV	8	10000	0.1	600	S
BSCH001608081N2□00	1.2	100 MHz,200 mV	8	10000	0.1	600	S
BSCH001608081N5□00	1.5	100 MHz,200 mV	8	8000	0.1	600	S
BSCH001608081N6□00	1.6	100 MHz,200 mV	8	8000	0.1	600	S
BSCH001608081N8□00	1.8	100 MHz,200 mV	8	8000	0.1	600	S
BSCH001608082N2□00	2.2	100 MHz,200 mV	8	7200	0.1	600	S
BSCH001608082N7□00	2.7	100 MHz,200 mV	10	6200	0.1	600	S
BSCH001608083N0□00	3	100 MHz,200 mV	10	5200	0.12	600	S
BSCH001608083N3□00	3.3	100 MHz,200 mV	10	5200	0.12	600	S,K
BSCH001608083N6□00	3.6	100 MHz,200 mV	10	5000	0.14	600	S
BSCH001608083N9□00	3.9	100 MHz,200 mV	10	5000	0.14	600	S,K
BSCH001608084N3□00	4.3	100 MHz,200 mV	10	4750	0.16	600	S,K
BSCH001608084N7□00	4.7	100 MHz,200 mV	10	4750	0.16	600	S,K
BSCH001608085N1□00	5.1	100 MHz,200 mV	10	4100	0.18	600	S,K
BSCH001608085N6□00	5.6	100 MHz,200 mV	10	4100	0.18	600	S,K
BSCH001608086N2□00	6.2	100 MHz,200 mV	10	3750	0.22	600	J,K
BSCH001608086N8□00	6.8	100 MHz,200 mV	10	3750	0.22	600	J,K
BSCH001608087N5□00	7.5	100 MHz,200 mV	10	3300	0.24	600	J,K
BSCH001608088N2□00	8.2	100 MHz,200 mV	10	3300	0.24	600	J,K
BSCH0016080810N□00	10	100 MHz,200 mV	12	3000	0.26	600	J,K
BSCH0016080812N□00	12	100 MHz,200 mV	12	2600	0.28	600	J,K
BSCH0016080815N□00	15	100 MHz,200 mV	12	2500	0.32	600	J,K
BSCH0016080816N□00	16	100 MHz,200 mV	12	2400	0.35	600	J,K
BSCH0016080818N□00	18	100 MHz,200 mV	12	2400	0.35	600	J,K
BSCH0016080822N□00	22	100 MHz,200 mV	12	2000	0.4	500	J,K

NOTE: □-tolerance J=±5% / K=±10% / S=±0.3nH

1. Operating temperature range – 5 5 °C ~ 1 2 5 °C (Including self - temperature rise)
2. IDC: Applied the current to coils, the inductance shall be less than 10% initial value.
3. Residual impedance of short chip : 0nH



ISO9001 ISO14001 IATF16949 CHILISIN ELECTRONICS CORP.

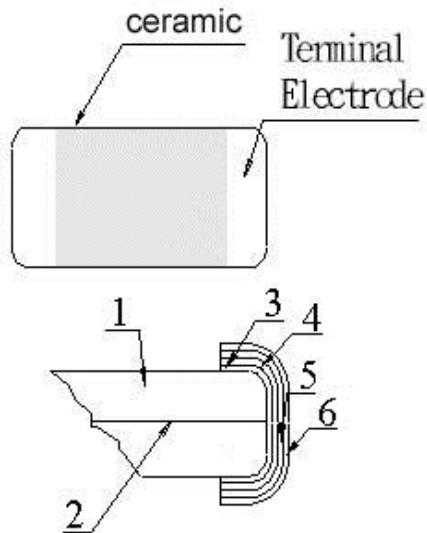
BSCH00160808 Series Specification

Part No.	Inductance (nH)	L,Q Test Freq.	Q Min.	SRF (MHz)Typ.	RDC (Ω)Max.	IDC (mA)Max.	Tolerance
BSCH0016080827N□00	27	100 MHz,200 mV	12	1900	0.45	500	J,K
BSCH0016080833N□00	33	100 MHz,200 mV	12	1600	0.55	400	J,K
BSCH0016080839N□00	39	100 MHz,200 mV	12	1400	0.6	400	J,K
BSCH0016080847N□00	47	100 MHz,200 mV	12	1300	0.7	400	J,K
BSCH0016080856N□00	56	100 MHz,200 mV	12	1100	0.75	400	J,K
BSCH0016080862N□00	62	100 MHz,200 mV	12	1050	0.85	400	J,K
BSCH0016080868N□00	68	100 MHz,200 mV	12	1050	0.85	400	J,K
BSCH0016080875N□00	75	100 MHz,200 mV	12	900	1	300	J,K
BSCH0016080882N□00	82	100 MHz,200 mV	12	900	1	300	J,K
BSCH00160808R10□00	100	100 MHz,200 mV	12	770	1.2	300	J,K
BSCH00160808R12□00	120	50 MHz,200 mV	8	650	1.3	300	J,K
BSCH00160808R15□00	150	50 MHz,200 mV	8	550	1.7	250	J,K
BSCH00160808R18□00	180	50 MHz,200 mV	8	520	1.9	250	J,K
BSCH00160808R22□00	220	50 MHz,200 mV	8	500	2	250	J,K
BSCH00160808R27□00	270	50 MHz,200 mV	8	470	2.2	150	J,K
BSCH00160808R33□00	330	50 MHz,200 mV	8	320	2.8	100	J,K
BSCH00160808R39□00	390	50 MHz,200 mV	8	300	3	100	J,K

BSCH00160808 Series Specification

8 BSCH00160808 Series

8.1 Construction:



8.2 Material List:

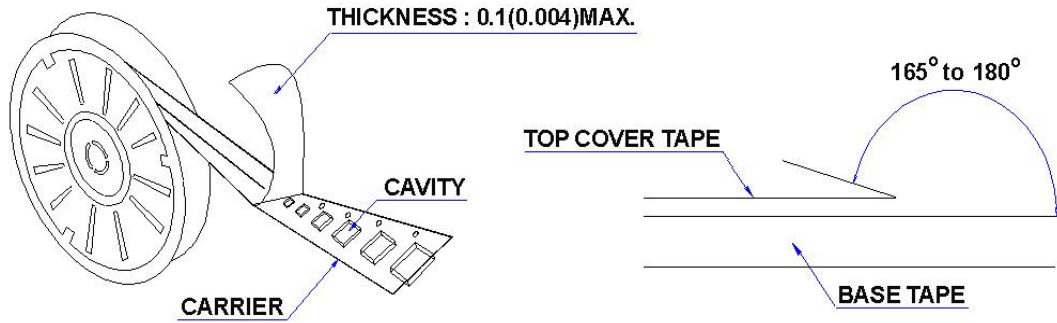
No	Part	Material
1	Main Substance	Al ₂ O ₃ -B ₂ O ₃ -SiO ₂
2	Silver electrode	Ag
3	Silver electrode	Ag
4	Cu plating	Cu
5	Ni plating	Ni
6	Sn plating	Sn

BSCH00160808 Series Specification

9 Packaging:

9.1 Packaging -Cover Tape

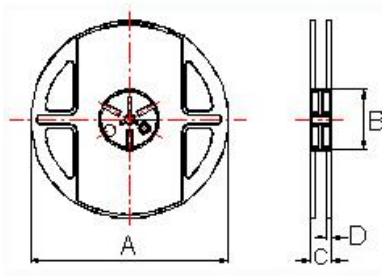
The force for tearing off cover tape is 10 to 100 grams in the arrow direction.



9.2 Packaging Quantity

TYPE	PCS/REEL
160808	4000

9.3 Reel Dimensions



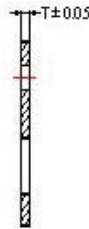
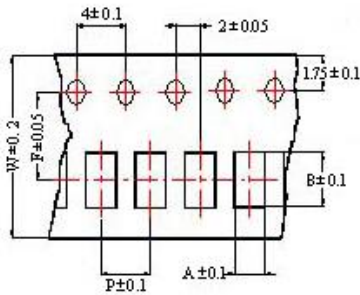
Dimensions in mm

TYPE	A	B	C	D
160808	178	60	12	1.5

BSCH00160808 Series Specification

9 Packaging:

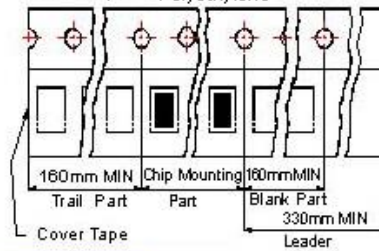
9.4 Tape Dimensions in mm



Tape Material

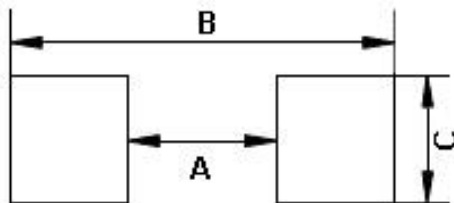
Carrier tape : Paper

Cover tape : Polyethylene



TYPE	A	B	T	W	P	F
160808	1.00	1.80	0.95	8	4	3.5

10 Recommended Land Pattern:



Dimensions in mm

TYPE	A	B	C
160808	0.7 ~ 0.8	1.8 ~ 2.0	0.6 ~ 0.8

11 Note:

1. Please make sure that your product has been evaluated and confirmed against your specifications when our product is mounted to your product.
2. Do not knock nor drop.
3. All the items and parameters in this product specification have been prescribed on the premise that our product is used for the purpose, under the condition and in the environment agreed upon between you and us. You are requested not to use our product deviating from such agreement.
4. Please keep the distance between transformer/coil and other components (refer to the standard IEC 950)
5. The moisture sensitivity level (MSL) of products is classified as level 1.



ISO9001 ISO14001 IATF16949 CHILISIN ELECTRONICS CORP.

BSCH00160808 Series Specification

12 Graph: BSCH001608086N8J00

