

Electrical data

Impedance	100 Ω
Frequency	DC to 1 GHz
Return loss	≥ 30 dB, DC to 1 GHz
	TBD, DC to 15 GHz
Skew	TBD
Insulation resistance	≥ 1 x10 ³ MΩ
Signal contact resistance	≤ 10 mΩ
Outer contact resistance	≤ 7.5 mΩ
Test voltage (at sea level)	250 V rms
Working voltage (at sea level)	100 V rms
Power current	≤ 1,5 A DC
RF-leakage	TBD

-Connector only, VSWR in application depends decisive on PCB layout -

Mechanical data

Mating cycles	≥ 25
Engagement force	≤ 30 N
Disengagement force	≥ 2 N
Retention force latch	≥ 110 N
Coding efficiency	≥ 80 N

Environmental data

Temperature range	-40°C to +105°C
Thermal shock	DIN IEC 60068-2-14
Humidity	DIN EN 60068-2-30 @ +40°C
Dry heat	DIN EN 60068-2-2 @ +105°C
Vibration	DIN IEC 60068-2-64 Class 1
Mechanical Shock	DIN IEC 60068-2-27 Class 1
Soldering profile	acc. to IEC 60068-2-58; Group 3 (250°C/ 30 sec)

Packing

Standard	215 pcs on tape & reel
Weight	5g/pcs















Preliminary

Dieses Dokument ist urheberrechtlich geschützt • This document is protected by copyright • Rosenberger Hochfrequenztechnik GmbH & Co. KG

RF_35/09;14/6.2

Coding

Part Number has to be accomplished by codification

Coding	Plug	Colour	RAL	Part-Number
A		jet black	sim. 9005	E6S201-40MT5-A
B		pure white	sim. 9010	E6S201-40MT5-B
C		light blue	sim. 5012	E6S201-40MT5-C
D*		claret violet	sim. 4004	E6S201-40MT5-D
E*		may green	sim. 6017	E6S201-40MT5-E
F*		nut brown	sim. 8011	E6S201-40MT5-F
G*		platinum grey	sim. 7036	E6S201-40MT5-G
H*		light pink	sim. 3015	E6S201-40MT5-H
J*		beige	sim. 1001	E6S201-40MT5-J
K*		curry	sim. 1027	E6S201-40MT5-K
L*		yellow green	sim. 6018	E6S201-40MT5-L
M*		pastel orange	sim. 2003	E6S201-40MT5-M
O*		light green	sim. 6027	E6S201-40MT5-O
Z		water blue	sim. 5021	E6S201-40MT5-Z

* Coding on request

Preliminary

While the information has been carefully compiled to the best of our knowledge, nothing is intended as representation or warranty on our part and no statement herein shall be construed as recommendation to infringe existing patents. In the effort to improve our products, we reserve the right to make changes judged to be necessary.

Draft	Date	Approved	Date	Rev.	Engineering change number	Name	Date
J. Schmid	17.11.2016	J. Schmid	14.12.2018	700	18-v790	T. Stockhammer	14.12.2018