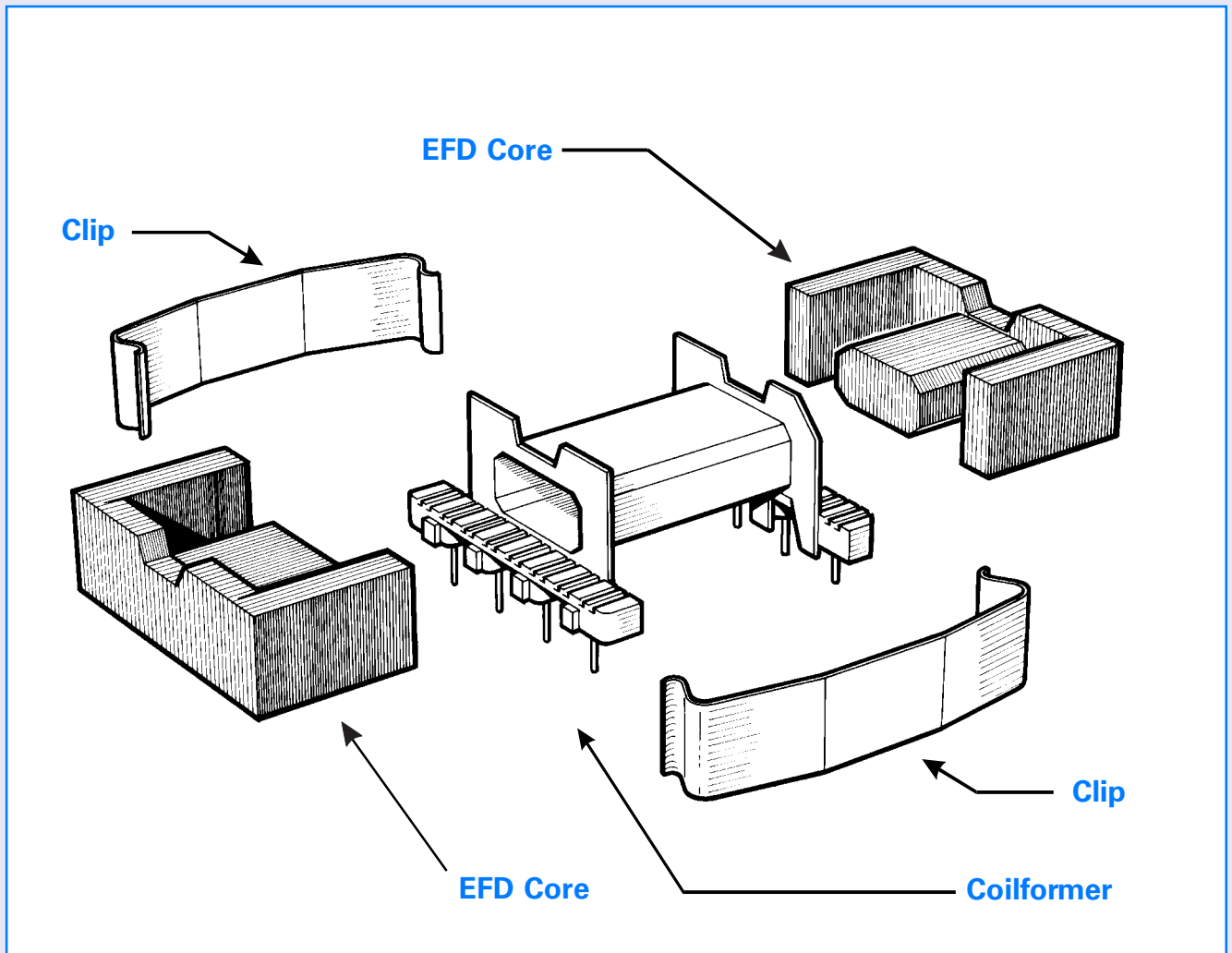


## EFD Series Components

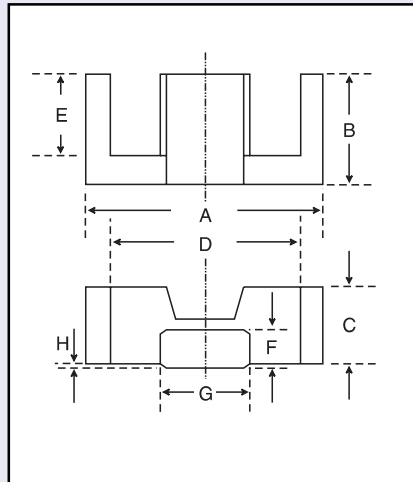



### EFD Cores

EFD (**E**conomical **F**lat **D**esign) cores have been developed in recent years to meet the increasing demand for low profile components in power transformer design. A combination of very low height and excellent throughput power, when compared to other cores of a similar height, make these cores ideal where space considerations are a priority.

EFD Cores are available in a range of sizes and materials together with their associated coilformers and clips.

## EFD 15 32-720-



### Core Dimensions (mm)

A	14.60 - 15.40	F	2.30 - 2.50
B	7.35 - 7.65	G	5.15 - 5.45
C	4.50 - 4.80	H	0.20 Ref
D	10.65 - 11.35		
E	5.25 - 5.75		

### Core Parameters

In accordance with IEC Document 60205.

Parameter	$\Sigma/A$	Effective Length	Effective Area	Minimum Area	Effective Volume
Symbol	$C_1$	$l_e$	$A_e$	$A_{min}$	$V_e$
Value	2.27mm <sup>-1</sup>	34.00mm	15.00mm <sup>2</sup>	12.20mm <sup>2</sup>	510.00mm <sup>3</sup>

### Electrical Specification

Material	$A_L$ Value	Tolerance	Gap Length	Eff. Permeability	Part Number
F47	650	+30/-20%	-	1175	32-720-47
F44	675	+30/-20%	-	1220	32-720-44
F45	780	+30/-20%	-	1410	32-720-45
F44	164	+15/-15%	0.10 Approx.	295	32-721-44
F47	164	+15/-15%	0.10 Approx.	295	32-721-47
F44	100	+10/-10%	0.17 Approx.	180	32-722-44
F47	100	+10/-10%	0.17 Approx.	180	32-722-47

Part numbers refer to half cores. Other material grades and gap lengths may be available on request.

\* $A_L$  Value shown is obtained when tested with an ungapped half core of the same grade.

### Bobbins/Coil Formers

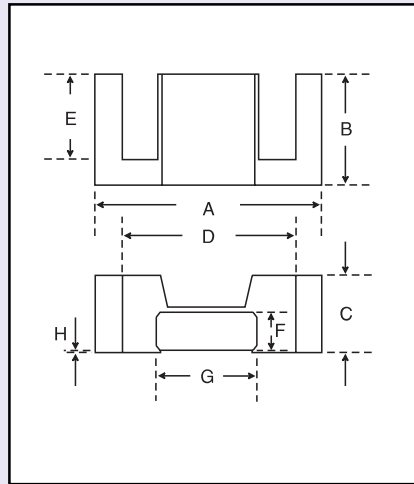
Mounting	No. of Sections	Pins	Part Number
Horizontal	1	8	59-720-76

### Clips


Part Number
76-070-95

### Core Dimensions (mm)

<b>A</b>	19.45 - 20.55	<b>F</b>	3.45 - 3.75
<b>B</b>	9.85 - 10.15	<b>G</b>	8.70 - 9.10
<b>C</b>	6.50 - 6.80	<b>H</b>	0.17 Ref
<b>D</b>	14.90 - 15.90		
<b>E</b>	745 - 795		



### EFD 20 32-740-



### Core Parameters

In accordance with IEC Document 60205.

Parameter	$\Sigma/A$	Effective Length	Effective Area	Minimum Area	Effective Volume
Symbol	$C_1$	$l_e$	$A_e$	$A_{min}$	$V_e$
Value	1.52mm <sup>-1</sup>	4700mm	31.00mm <sup>2</sup>	29.00mm <sup>2</sup>	1460.00mm <sup>3</sup>

### Electrical Specification

Material	$A_L$ Value	Tolerance	Gap Length	Eff. Permeability	Part Number
F47	1075	+30/-20%	-	1300	32-740-47
F44	1120	+30/-20%	-	1355	32-740-44
F45	1200	+30/-20%	-	1450	32-740-45
F44	160	+10/-10%	0.20 Approx.	195	32-741-44
F47	160	+10/-10%	0.20 Approx.	195	32-741-47
F44	100	+10/-10%	0.35 Approx.	120	32-742-44
F47	100	+10/-10%	0.35 Approx.	120	32-742-47

Part numbers refer to half cores. Other material grades and gap lengths may be available on request.

\* $A_L$  Value shown is obtained when tested with an ungapped half core of the same grade.

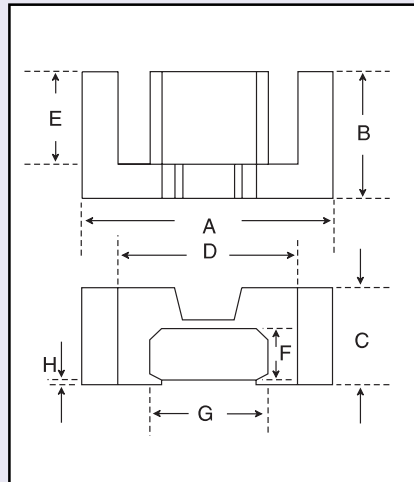

### Bobbins/Coil Formers

Mounting	No. of Sections	Pins	Part Number
Horizontal	1	8	59-740-76

### Clips

Part Number
76-071-95

## EFD 25 32-760-



### Core Dimensions (mm)

<b>A</b>	24.45 - 25.65	<b>F</b>	8.90 - 9.30
<b>B</b>	12.35 - 12.65	<b>G</b>	11.20 - 11.60
<b>C</b>	8.90 - 9.30	<b>H</b>	0.60 Ref
<b>D</b>	18.10 - 19.30		
<b>E</b>	9.05 - 9.55		

### Core Parameters

In accordance with IEC Document 60205.

Parameter	$\Sigma/A$	Effective Length	Effective Area	Minimum Area	Effective Volume
Symbol	$C_1$	$l_e$	$A_e$	$A_{min}$	$V_e$
Value	1.00mm <sup>-1</sup>	57.00mm	58.00mm <sup>2</sup>	57.00mm <sup>2</sup>	3300.00mm <sup>3</sup>

### Electrical Specification

Material	$A_L$ Value	Tolerance	Gap Length	Eff. Permeability	Part Number
F47	1720	+30/-20%	-	1370	32-760-47
F44	1790	+30/-20%	-	1425	32-760-44
F45	2000	+30/-20%	-	1590	32-760-45
F44	315	+10/-10%	0.20 Approx.	250	32-761-44
F47	315	+10/-10%	0.20 Approx.	250	32-761-47
F44	250	+10/-10%	0.30 Approx.	200	32-762-44
F47	250	+10/-10%	0.30 Approx.	200	32-762-47
F44	160	+10/-10%	0.60 Approx.	125	32-763-44
F47	160	+10/-10%	0.60 Approx.	125	32-763-47

Part numbers refer to half cores. Other material grades and gap lengths may be available on request.

\* $A_L$  Value shown is obtained when tested with an gapped half core of the same grade.

### Bobbins/Coil Formers

Mounting	No. of Sections	Pins	Part Number
Horizontal	1	10	59-760-76

### Clips

Part Number
76-072-95

