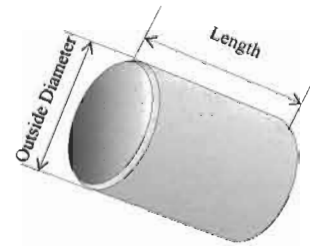
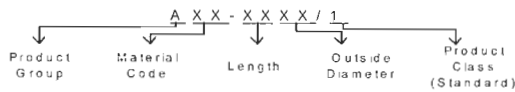


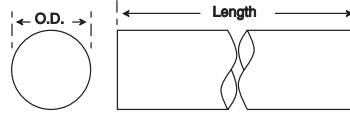

Product Group A : Slug Cores



The most popular usage of ferrite slugs is in power applications, EMI suppression, and as antenna rods. MMG offers core sizes ranging from 0.030" to approximately 2 inches in a variety of materials. Ferrite slugs are a popular design alternative due to the ease of assembly as well as the electrical stability. Slugs can be easily wound using simple mechanical machinery. Below is a list of popular core sizes and with MMG's pressing and thrufeed grinding capabilities we can customize to fit most applications.

Core Part No	Units	Length	Outside Diameter	L:D Ratio	A(cm ²)
A__-2V0V/1	in. mm	0.100 2.540	0.030 0.762	3.333	0.0046
A__-501K/1	in. mm	0.175 4.445	0.055 1.397	3.182	0.0153
A__-B31R/1	in. mm	0.388 9.855	0.061 1.549	6.361	0.0189
A__-B32G/1	in. mm	0.388 9.855	0.086 2.184	4.512	0.0375
A__-D32V/1	in. mm	0.458 11.633	0.100 2.540	4.580	0.0507
A__-TK49/1	in. mm	1.020 25.908	0.149 3.785	6.846	0.1125
A__-VA78/1	in. mm	1.066 27.076	0.253 6.426	4.213	0.3243
A__-1F08X/1	in. mm	1.745 44.323	0.313 7.950	5.575	0.4964
A__-1FOAN/1	in. mm	1.745 44.323	0.373 9.474	4.678	0.7050
A__-T3KEA/T	in. mm	1.357 34.468	0.500 12.700	2.714	1.2668

Small Rods 36-XXX-



Small Rods

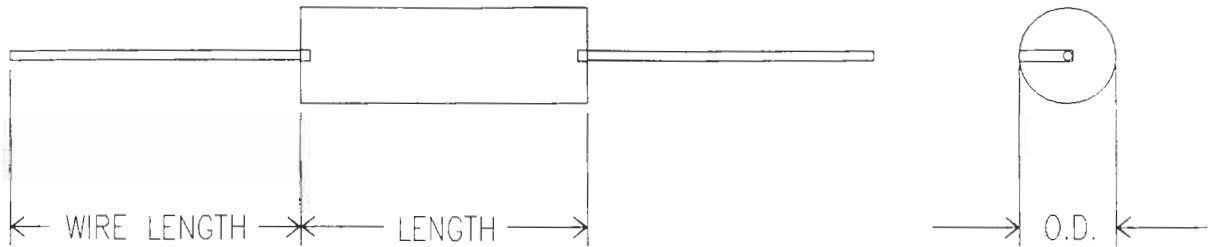
These can be used to increase the inductance of a coil. F14 can be used for in-line chokes and suppressors as well as small antennae up to 1MHz. F6 can be used for motor suppression and in-line chokes as well as loud speaker crossover network energy storage inductors.

Plain

O.D.	Length	F6 Part Number	F14 Part Number
1.6 ±0.08	28.0 ±0.80	-	36-106-31
2.0 ±0.30	25.4 ±0.80	-	36-151-31
3.2 ±0.15	25.4 ±0.76	-	36-253-31
4.0 ±0.17	20.0 ±0.40	36-309-26	36-306-31
5.0 ±0.15	20.0 ±0.60	-	36-960-31
5.0 ±0.15	30.0 ±0.60	-	36-381-31
6.35 ±0.25	19.0 ±0.50	36-452-26	36-452-31
6.35 ±0.25	25.4 ±0.80	36-453-26	36-453-31
6.35 ±0.25	35.0 ±1.0	-	36-462-31
6.35 ±0.25	38.0 ±1.20	36-456-26	36-456-31
8.0 +0/-0.4	27.0 ±1.00	-	36-552-31
9.50 ±0.29	25.4 ±0.76	36-601-26	36-601-31
9.50 ±0.29	50.8 ±1.50	36-606-26	36-606-31
10.0 +0/-0.5	30.0 ±1.00	-	36-652-31
10.0 +0/-0.5	45.0 ±0.35	36-667-26	-
12.7 +0.15/-0.38	25.4 ±0.76	36-701-26	-
12.7 ±0.30	50.8 ±1.50	36-702-26	-
15.9 ±0.30	50.8 ±0.60	36-755-26	-
19.05 ±0.57	38.1 ±1.14	36-803-26	-

MMG/NEOSID (CANADA) LIMITED COIL FORMS AND ROD CORES

COILFORMS



ROD CORES



Neosid presently manufactures a diverse range of coilforms and rod cores. If there is a particular application that requires a size or material that is not listed, please do not hesitate to contact the factory with your specific requirements.

MMG/NEOSID (CANADA) LIMITED

FERRITE RODS

PART NUMBER	DESCRIPTION	O. D. inches	LENGTH inches
30P0187005	187P5 F13	0.187	0.500
31P0187005	187P5 F14	0.187	0.500
32P0187005	187P5 F16	0.187	0.500
34P0187005	187P5 F25	0.187	0.500 *
35P0187005	187P5 F29	0.187	0.500 *
24P0187005	187P5 F302	0.187	0.500
30P0187007	187P7 F13	0.187	0.750
31P0187007	187P7 F14	0.187	0.750
32P0187007	187P7 F16	0.187	0.750
34P0187007	187P7 F25	0.187	0.750 *
35P0187007	187P7 F29	0.187	0.750 *
24P0187007	187P7 F302	0.187	0.750
30P0187010	187P1 F13	0.187	1.000
31P0187010	187P1 F14	0.187	1.000
32P0187010	187P1 F16	0.187	1.000
34P0187010	187P1 F25	0.187	1.000 *
35P0187010	187P1 F29	0.187	1.000 *
24P0187010	187P1 F302	0.187	1.000
30P0250007	250P7 F13	0.250	0.750
31P0250007	250P7 F14	0.250	0.750
32P0250007	250P7 F16	0.250	0.750
34P0250007	250P7 F25	0.250	0.750 *
35P0250007	250P7 F29	0.250	0.750 *
24P0250007	250P7 F302	0.250	0.750
30P0250010	250P1 F13	0.250	1.000
31P0250010	250P1 F14	0.250	1.000
32P0250010	250P1 F16	0.250	1.000
34P0250010	250P1 F25	0.250	1.000 *
35P0250010	250P1 F29	0.250	1.000 *
24P0250010	250P1 F302	0.250	1.000
30P0250011	250P1.125 F13	0.250	1.125
31P0250011	250P1.125 F14	0.250	1.125
32P0250011	250P1.125 F16	0.250	1.125
34P0250011	250P1.125 F25	0.250	1.125 *
35P0250011	250P1.125 F29	0.250	1.125 *
24P0250011	250P1.125 F302	0.250	1.125
30P0250012	250P1.250 F13	0.250	1.250
31P0250012	250P1.250 F14	0.250	1.250
32P0250012	250P1.250 F16	0.250	1.250
34P0250012	250P1.250 F25	0.250	1.250 *
35P0250012	250P1.250 F29	0.250	1.250 *
24P0250012	250P1.250 F302	0.250	1.250

*THESE PARTS MUST BE GROUND TO SIZE, TO REDUCE COST PLEASE CONTACT THE FACTORY FOR AS PRESSED SIZES

MMG/NEOSID (CANADA) LIMITED

FERRITE RODS

PART NUMBER	DESCRIPTION	O. D. inches	LENGTH inches
30P0250015	250P1.5 F13	0.250	1.500
31P0250015	250P1.5 F14	0.250	1.500
32P0250015	250P1.5 F16	0.250	1.500
34P0250015	250P1.5 F25	0.250	1.500 *
35P0250015	250P1.5 F29	0.250	1.500 *
24P0250015	250P1.5 F302	0.250	1.500
30P0312010	312P1 F13	0.312	1.000
31P0312010	312P1 F14	0.312	1.000
32P0312010	312P1 F16	0.312	1.000
34P0312010	312P1 F25	0.312	1.000 *
35P0312010	312P1 F29	0.312	1.000 *
24P0312010	312P1 F302	0.312	1.000
30P0312012	312P1.25 F13	0.312	1.250
31P0312012	312P1.25 F14	0.312	1.250
32P0312012	312P1.25 F16	0.312	1.250
34P0312012	312P1.25 F25	0.312	1.250 *
35P0312012	312P1.25 F29	0.312	1.250 *
24P0312012	312P1.25 F302	0.312	1.250
30P0312015	312P1.5 F13	0.312	1.500
31P0312015	312P1.5 F14	0.312	1.500
32P0312015	312P1.5 F16	0.312	1.500
34P0312015	312P1.5 F25	0.312	1.500 *
35P0312015	312P1.5 F29	0.312	1.500 *
24P0312015	312P1.5 F302	0.312	1.500
30P0375010	375P1 F13	0.375	1.000
31P0375010	375P1 F14	0.375	1.000
32P0375010	375P1 F16	0.375	1.000
34P0375010	375P1 F25	0.375	1.000 *
35P0375010	375P1 F29	0.375	1.000 *
24P0375010	375P1 F302	0.375	1.000
30P0375012	375P1.25 F13	0.375	1.250
31P0375012	375P1.25 F14	0.375	1.250
32P0375012	375P1.25 F16	0.375	1.250
34P0375012	375P1.25 F25	0.375	1.250 *
35P0375012	375P1.25 F29	0.375	1.250 *
24P0375012	375P1.25 F302	0.375	1.250
30P0375015	375P1.5 F13	0.375	1.500
31P0375015	375P1.5 F14	0.375	1.500
32P0375015	375P1.5 F16	0.375	1.500
34P0375015	375P1.5 F25	0.375	1.500 *
35P0375015	375P1.5 F29	0.375	1.500 *
24P0375015	375P1.5 F302	0.375	1.500

*THESE PARTS MUST BE GROUND TO SIZE, TO REDUCE COST PLEASE CONTACT THE FACTORY FOR AS PRESSED SIZES

MMG/NEOSID (CANADA) LIMITED

FERRITE RODS

PART NUMBER	DESCRIPTION	O. D. inches	LENGTH inches
30P0437010	437P1 F13	0.437	1.000
31P0437010	437P1 F14	0.437	1.000
32P0437010	437P1 F16	0.437	1.000
34P0437010	437P1 F25	0.437	1.000 *
35P0437010	437P1 F29	0.437	1.000 *
24P0437010	437P1 F302	0.437	1.000
30P0437012	437P1.25 F13	0.437	1.250
31P0437012	437P1.25 F14	0.437	1.250
32P0437012	437P1.25 F16	0.437	1.250
34P0437012	437P1.25 F25	0.437	1.250 *
35P0437012	437P1.25 F29	0.437	1.250 *
24P0437012	437P1.25 F302	0.437	1.250
30P0500008	500P8 F13	0.500	0.875
31P0500008	500P8 F14	0.500	0.875
32P0500008	500P8 F16	0.500	0.875
34P0500008	500P8 F25	0.500	0.875 *
35P0500008	500P8 F29	0.500	0.875 *
24P0500008	500P8 F302	0.500	0.875
30P0500001	500P1 F13	0.500	1.000
31P0500001	500P1 F14	0.500	1.000
32P0500001	500P1 F16	0.500	1.000
34P0500001	500P1 F25	0.500	1.000 *
35P0500001	500P1 F29	0.500	1.000 *
24P0500001	500P1 F302	0.500	1.000
30P0500012	500P1.25 F13	0.500	1.250
31P0500012	500P1.25 F14	0.500	1.250
32P0500012	500P1.25 F16	0.500	1.250
34P0500012	500P1.25 F25	0.500	1.250 *
35P0500012	500P1.25 F29	0.500	1.250 *
24P0500012	500P1.25 F302	0.500	1.250
30P0500015	500P1.5 F13	0.500	1.500
31P0500015	500P1.5 F14	0.500	1.500
32P0500015	500P1.5 F16	0.500	1.500
34P0500015	500P1.5 F25	0.500	1.500 *
35P0500015	500P1.5 F29	0.500	1.500 *
24P0500015	500P1.5 F302	0.500	1.500
30P0500002	500P2 F13	0.500	2.000
31P0500002	500P2 F14	0.500	2.000
32P0500002	500P2 F16	0.500	2.000
34P0500002	500P2 F25	0.500	2.000 *
35P0500002	500P2 F29	0.500	2.000 *
24P0500002	500P2 F302	0.500	2.000

*THESE PARTS MUST BE GROUND TO SIZE, TO REDUCE COST PLEASE CONTACT THE FACTORY FOR AS PRESSED SIZES