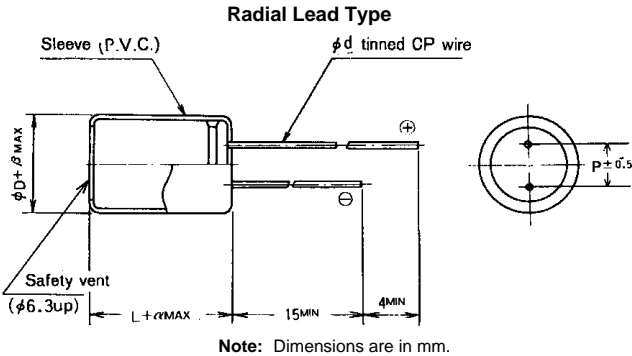


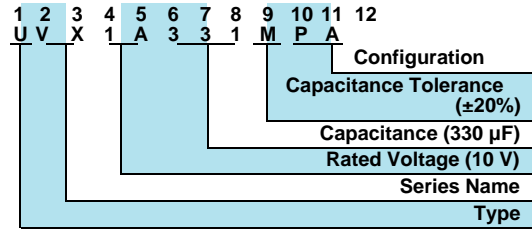
# Aluminum Electrolytic Capacitors **nichicon**

## UVX Series Radial Capacitors

UVX miniature electrolytic capacitor for general purpose features reduced case size anti-solvent through 100 volts. The VX Series is most suitable for electronic equipment when a smaller case size is required. The small case size makes it ideal for use with high speed automatic insertion equipment. **Load life:** 2000 hours at 85° C. Units with Ø 6.3 mm or more are provided with our unique safety case/vent. **Capacitance Tolerance:** ±20% at 120 Hz, 20° C. **Operating Temperature Range:** -40° to +85° C.



Type numbering system (Example: 10 V 33µF)



øD	5	6.3	8	10	12.5	16	18	20	22	25
P	2	2.5	3.5	5	5	7.5	7.5	10	10	12.5
ød	.5	.5	.6	.6	.6	.8	.8	1	1	1
a	-100 V	1	1	1.5	1.5	1.5	1.5	2	2	2
	160 V-	-	1.5	1.5	2	2	2	2	2	2
β		.5	.5	.5	.5	.5	.5	1	1	1

Configuration	
øD	Code
5	DA
6.3	EA
8 - 10	PA
12.5 - 18	HA
20	RAY
22	RAZ
25	RAA

Mfr.'s Type	µF	WVDC	Case Size D X L (mm)	Each		
				1-99	100-499	
UVX0J101MDA	100	6.3	5 11	.17	.13	
UVX0J221MEA	220		6.3 11	.22	.17	
UVX0J471MPA	470		8 11.5	.28	.21	
UVX0J102MPA	1000		10 12.5	.46	.35	
UVX0J222MHA	2200		12.5 20	.66	.49	
UVX1A220MDA	22	10	5 11	.13	.10	
UVX1A330MDA	33		5 11	.14	.11	
UVX1A470MDA	47		5 11	.14	.11	
UVX1A101MDA	100		5 11	.17	.13	
UVX1A221MEA	220		6.3 11	.24	.18	
UVX1A331MPA	330		8 11.5	.27	.20	
UVX1A471MPA	470		8 11.5	.39	.29	
UVX1A102MPA	1000		10 16	.46	.35	
UVX1A222MHA	2200		12.5 20	.76	.57	
UVX1C100MDA	10		16	5 11	.13	.10
UVX1C220MDA	22	5 11		.14	.11	
UVX1C330MDA	33	5 11		.14	.11	
UVX1C470MDA	47	5 11		.17	.12	
UVX1C101MEA	100	6.3 11		.22	.17	
UVX1C221MPA	220	8 11.5		.27	.20	
UVX1C331MPA	330	8 11.5		.39	.29	
UVX1C471MPA	470	10 12.5		.41	.31	
UVX1C102MPA	1000	10 20		.57	.42	
UVX1C222MHA	2200	12.5 25		1.16	.87	
UVX1C332MHA	3300	16 25		1.57	1.17	
UVX1C472MHA	4700	16 31.5		2.23	1.68	
UVX1E4R7MDA	4.7	25		5 11	.13	.10
UVX1E100MDA	10		5 11	.14	.11	
UVX1E220MDA	22		5 11	.17	.12	
UVX1E330MDA	33		5 11	.17	.12	
UVX1E470MDA	47		5 11	.22	.17	
UVX1E101MEA	100		6.3 11	.24	.18	
UVX1E221MPA	220		8 11.5	.41	.31	
UVX1E331MPA	330		10 12.5	.47	.35	
UVX1E471MPA	470		10 16	.57	.42	
UVX1E102MHA	1000		12.5 20	.86	.65	
UVX1E222MHA	2200		16 25	1.57	1.17	
UVX1E332MHA	3300		16 31.5	2.23	1.68	
UVX1E472MHA	4700		18 35.5	2.90	2.18	
UVX1V4R7MDA	4.7		35	5 11	.13	.10
UVX1V100MDA	10			5 11	.14	.11
UVX1V220MDA	22			5 11	.17	.12
UVX1V330MDA	33			5 11	.22	.17
UVX1V470MEA	47	6.3 11		.22	.17	
UVX1V101MPA	100	8 11.5		.27	.20	
UVX1V221MPA	220	10 12.5		.46	.35	
UVX1V331MPA	330	10 16		.48	.36	
UVX1V471MPA	470	10 20		.57	.42	
UVX1V102MHA	1000	12.5 25		1.21	.91	
UVX1V222MHA	2200	16 31.5		2.22	1.67	
UVX1V332MHA	3300	18 35.5		2.90	2.18	

Mfr.'s Type	µF	WVDC	Case Size D X L (mm)	Each	
				1-99	100-499
UVX1H0R1MDA	.1	50	5 11	.13	.10
UVX1HR22MDA	.22		5 11	.13	.10
UVX1HR33MDA	.33		5 11	.13	.10
UVX1HR47MDA	.47		5 11	.13	.10
UVX1H010MDA	1		5 11	.13	.10
UVX1H2R2MDA	2.2		5 11	.13	.10
UVX1H3R3MDA	3.3		5 11	.13	.10
UVX1H4R7MDA	4.7		5 11	.17	.12
UVX1H100MDA	10		5 11	.17	.12
UVX1H220MDA	22		5 11	.22	.16
UVX1H330MEA	33		6.3 11	.24	.18
UVX1H470MEA	47		6.3 11	.24	.18
UVX1H101MPA	100		8 11.5	.39	.29
UVX1H221MPA	220		10 16	.57	.42
UVX1H331MPA	330		10 20	.66	.50
UVX1H471MHA	470		12.5 20	.86	.65
UVX1H102MHA	1000	16 25	1.58	1.18	
UVX1H222MHA	2200	18 35.5	2.90	2.18	
UVX1J4R7MDA	4.7	63	5 11	.17	.12
UVX1J100MDA	10		5 11	.17	.12
UVX1J220MEA	22		6.3 11	.24	.18
UVX1J330MEA	33		6.3 11	.24	.18
UVX1J470MPA	47		8 11.5	.27	.20
UVX1J101MPA	100		10 12.5	.46	.35
UVX1J221MPA	220		10 20	.66	.50
UVX1J471MHA	470		12.5 25	1.29	.96
UVX1J102MHA	1000		16 31.5	2.11	1.59
UVX1J222MHA	2200		18 40	2.90	2.18
UVX2A010MDA	1	100	5 11	.13	.10
UVX2A2R2MDA	2.2		5 11	.14	.11
UVX2A4R7MDA	4.7		5 11	.17	.12
UVX2A100MPA	10		6.3 11	.25	.19
UVX2A220MPA	22		8 11.5	.28	.21
UVX2A470MPA	47		10 16	.41	.30
UVX2A101MHA	100		12.5 20	.65	.49
UVX2A221MHA	220		16 25	1.12	.84
UVX2A471MHA	470		16 31.5	2.11	1.59

Frequency coefficient of allowable ripple current

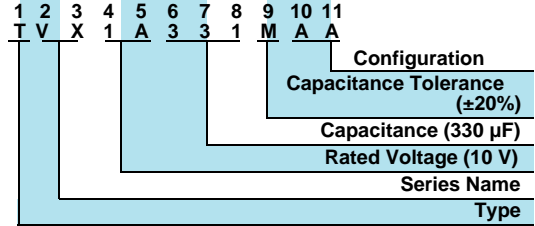
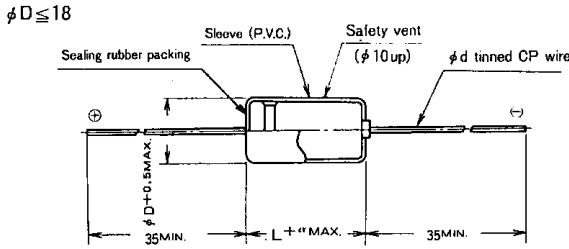
V	Cap. (µF)	Frequency (Hz)				
		50	120	300	1k	10k-
6.3 - 100	~	.75	1.00	1.35	1.57	2.00
	100 - 470	.80	1.00	1.23	1.34	1.50
	1000 - 33000	.85	1.00	1.10	1.13	1.15

## TVX Series Axial Capacitors

**TVX Compact Series** miniature aluminum electrolytic capacitors provide higher component density in solid-state circuitry. Features further miniaturization of both body length and diameter for greater CV density when compared to conventional type aluminum electrolytic lines. **Capacitance:** ±20%. **Operating temperature range:** -40°C to +85°C.

### Axial Lead Type

Type numbering system (Example: 10 V 33µF)



Note: Dimensions are in mm.

∅D	5-13	16-25.4
∅d	.6	.8

V	6.3-100	160-450
µ	1	2

\* µ = 2 for ∅D 22

Configuration	
∅D	Code
5 - 8	AA
10 - 18	CA
22, 25.4	DA

Mfr.'s Type	µF	WVDC	Case Size D X L (mm)		Each			
			1-99	100-499	1-99	100-499		
TVX0J101MAA	100	6.3	5 12	.31	.24			
TVX0J221MAA	220		6.3 16	.32	.24			
TVX0J331MAA	330		6.3 16	.43	.32			
TVX0J471MAA	470		8 16	.45	.34			
TVX0J102MCA	1000		10 21	.69	.51			
TVX1A470MAA	47	10	5 12	.25	.19			
TVX1A101MAA	100		6.3 12	.31	.24			
TVX1A221MAA	220		6.3 16	.37	.28			
TVX1A331MAA	330		8 16	.37	.28			
TVX1A471MAA	470		8 16	.43	.32			
TVX1A102MCA	1000		10 21	.61	.45			
TVX1A222MCA	2200		13 26	1.11	.83			
TVX1C220MAA	22	16	5 12	.25	.19			
TVX1C330MAA	33		5 12	.27	.20			
TVX1C470MAA	47		5 12	.31	.24			
TVX1C101MAA	100		6.3 16	.35	.27			
TVX1C221MAA	220		8 16	.42	.31			
TVX1C331MAA	330		8 16	.49	.37			
TVX1C471MAA	470		8 20	.49	.37			
TVX1C102MCA	1000		10 26	.85	.64			
TVX1C222MCA	2200		13 31.5	1.28	.96			
TVX1C332MCA	3300		16 31.5	2.01	1.50			
TVX1C472MCA	4700		16 41.5	2.73	2.05			
TVX1C682MCA	6800		18 41	3.19	2.40			
TVX1C103MDA	10000		22 40	4.21	3.16			
TVX1C153MDA	15000		22 52	5.94	4.46			
TVX1E100MAA	10		25	5 12	.25	.19		
TVX1E220MAA	22	5 12		.27	.20			
TVX1E330MAA	33	5 12		.31	.24			
TVX1E470MAA	47	6.3 12		.31	.24			
TVX1E101MAA	100	6.3 16		.37	.28			
TVX1E221MAA	220	8 16		.43	.32			
TVX1E331MAA	330	8 20		.50	.38			
TVX1E471MCA	470	10 26		.71	.54			
TVX1E102MCA	1000	13 26		1.11	.83			
TVX1E222MCA	2200	16 31.5		2.18	1.63			
TVX1E332MCA	3300	16 41.5		2.76	2.07			
TVX1E472MCA	4700	18 41		3.19	2.40			
TVX1E103MDA	10000	22 52		5.93	4.45			
TVX1V100MAA	10	35		5 12	.25	.19		
TVX1V220MAA	22			5 12	.31	.24		
TVX1V330MAA	33		6.3 12	.31	.24			
TVX1V470MAA	47		6.3 16	.32	.24			
TVX1V101MAA	100		8 16	.37	.28			
TVX1V221MAA	220		8 20	.50	.38			
TVX1V331MCA	330		10 21	.61	.45			
TVX1V471MCA	470		10 26	.85	.64			
TVX1V102MCA	1000		13 31.5	1.28	.96			
TVX1V222MCA	2200		16 31.5	2.56	1.92			
TVX1V332MCA	3300		16 41.5	3.16	2.37			
TVX1V472MDA	4700		22 40	4.10	3.07			
TVX1V103MDA	10000		25.4 61	8.03	6.02			

Mfr.'s Type	µF	WVDC	Case Size D X L (mm)		Each		
			1-99	100-499	1-99	100-499	
TVX1HR47MAA	.47	50	5 12	.25	.19		
TVX1H010MAA	1		5 12	.25	.19		
TVX1H2R2MAA	2.2		5 12	.25	.19		
TVX1H3R3MAA	3.3		5 12	.25	.19		
TVX1H4R7MAA	4.7		5 12	.25	.19		
TVX1H100MAA	10		5 12	.31	.24		
TVX1H220MAA	22		6.3 12	.32	.24		
TVX1H330MAA	33		6.3 16	.32	.24		
TVX1H470MAA	47		6.3 16	.37	.28		
TVX1H101MAA	100		8 16	.49	.37		
TVX1H221MCA	220		10 21	.61	.45		
TVX1H331MCA	330		10 26	.85	.64		
TVX1H471MCA	470		13 26	1.11	.83		
TVX1H102MCA	1000		16 31.5	2.05	1.54		
TVX1H222MCA	2200		18 41	3.76	2.82		
TVX1H332MDA	3300	22 40	4.65	3.48			
TVX1H472MDA	4700	22 52	5.94	4.46			
TVX1J4R7MAA	4.7	63	5 12	.25	.19		
TVX1J100MAA	10		5 12	.31	.23		
TVX1J220MAA	22		6.3 12	.32	.24		
TVX1J470MAA	47		8 16	.37	.28		
TVX1J101MAA	100		8 20	.50	.38		
TVX1J221MCA	220		10 26	.85	.64		
TVX1J471MCA	470		13 31.5	1.45	1.09		
TVX2A010MAA	1	100	5 12	.25	.19		
TVX2A2R2MAA	2.2		5 12	.27	.20		
TVX2A4R7MAA	4.7		5 12	.31	.24		
TVX2A100MAA	10		6.3 12	.31	.24		
TVX2A470MAA	47		8 20	.50	.38		
TVX2A101MCA	100		10 26	.85	.64		
TVX2A221MCA	220		13 26	1.28	.96		
TVX2A471MCA	470	16 31.5	2.56	1.92			
TVX2C2R2MAA	2.2	160	6.3 16	.38	.29		
TVX2C100MAA	10		8 20	.51	.38		
TVX2C220MCA	22		10 26	.85	.64		
TVX2E2R2MAA	2.2	250	8 16	.47	.35		
TVX2E4R7MAA	4.7		8 20	.51	.38		
TVX2E470MCA	47		16 31.5	1.93	1.45		
TVX2E101MCA	100		16 41.5	2.69	2.02		

Frequency coefficient of allowable ripple current

V	Cap. (µF)	Frequency (Hz)			
		120	300	1k	10k-
6.3 - 100	~ 47	1.00	1.35	1.57	2.00
	100 ~ 470	1.00	1.23	1.34	1.50
	1000 ~ 22000	1.00	1.10	1.13	1.15
160 - 450	1 ~ 220	1.00	1.25	1.40	1.60
	330 ~ 470	1.00	1.10	1.13	1.15

# Aluminum Electrolytic Capacitors



## GQ Series - Radial High Reliability Type

**GQ**  
Snap-in Terminal Type, Long Life, Wide Temperature Range




- Operating Temperature Range: -40°C to 105°C
- Capacitance Tolerance: ± 20%
- Marking: Printed with white color letter on dark brown sleeve

Mfr's Type	µF	Voltage	Dimensions D L (mm)	Each
LGQ2D471MHSZ	470	200	22 40	4.68
LGQ2D681MHSZ	680		22 50	5.95
LGQ2D102MHSC	1000		35 35	8.68
LGQ2E471MHSA	470	250	22 40	6.31
LGQ2E681MHSC	680		35 35	9.04

## LK Series - Snap in Terminal Type

- Operating Temperature Range: -40°C to 85°C
- Capacitance Tolerance: ± 20%
- Marking: Printed with white color letter on black sleeve


**LK**  
Snap-in Terminal Type, Standard



Mfr's Type	µF	Voltage	Dimensions D L (mm)	Each
LLK1C682MHSZ	6,800	16	22 25	2.94
LLK1C103MHSA	10,000		25 25	3.36
LLK1E472MHSZ	4,700	25	22 25	2.99
LLK1E103MHSA	10,000		30 30	4.77
LLK1V332MHSZ	3,300	35	22 25	2.99
LLK1V472MHSZ	4,700		22 25	3.70
LLK1V103MHSA	10,000		22 45	5.29
LLK1H222MHSZ	2,200		22 25	3.18
LLK1H332MHSZ	3,300		25 25	3.89
LLK1H472MHSB	4,700	50	30 25	4.77
LLK1H103MHSA	10,000		30 45	7.23
LLK2A102MHSC	1,000		22 30	3.70
LLK2D221MHSZ	220	200	22 25	3.08
LLK2D331MHSA	330		25 25	3.81
LLK2D471MHSB	470		30 25	4.72
LLK2D471MHSZ	470		22 40	4.17
LLK2D681MHSA	680		25 40	5.62
LLK2D102MHSC	1,000		35 35	7.95
LLK2E221MHSA	220		250	25 25
LLK2E331MHSA	330	25 30		4.54
LLK2E471MHSB	470	30 35		5.62
LLK2E681MHSC	680	35 30		7.63

## RT Series - Low Profile Sized

**RT**  
Low-Profile Sized, Wide Temperature Range



- Radial Leads
- Operating Temperature Range: -55°C to 105°C
- Capacitance Tolerance: ± 20%
- Marking: Printed with white color letters on black sleeve

Mfr's Type	µF	Voltage	Dimensions D L (mm)	Each
URT1C470MCH	47	16	6.3 9	.23
URT1C101MNH	100		8 9	.28
URT1C221MNH	220		10 9	.34
URT1C471MNH	470		12.5 9	.46
URT1C222MRH6*	2200		18 15	1.22
URT1E470MCH	47	25	6.3 9	.27
URT1E101MNH	100		8 9	.32
URT1E221MPH	220		10 12.5	.45
URT1E102MRH6*	1000		18 15	.80
URT1V220MCH	22		35	6.3 9
URT1V470MNH	47	6.3 9		.28
URT1V101MNH	100	10 9		.34
URT1V102MRH6*	1000	18 15		1.22
URT1H220MCH	22	50		6.3 9
URT1H470MNH	47		8 9	.32
URT1H101MPH	100		10 12.5	.48
URT1H471MRH6*	470		18 15	.89
URT1H102MRH	1000		18 20	1.42

## LQ Series - Low Profile Type

- Operating Temperature Range: -40°C to 85°C
- Capacitance Tolerance: ± 20%
- Marking: Printed with white color letter on black sleeve

**LQ**  
Snap-in Terminal Type, Low-Profile Sized




Mfr's Type	µF	Voltage	Dimensions D L (mm)	Each
LLQ2D471MHSZ	471	200	22 35	4.13
LLQ2D681MHSB	681		30 30	5.78
LLQ2D102MHSC	1000		35 30	7.95
LLQ2D681MHSB	1500		35 40	10.48

## KL Series- Low Leakage Current

- Low leakage current
- Radial leads
- Operating Temperature Range: -40°C to 105°C
- Capacitance Tolerance: M = ± 20%, K = ± 10%
- Marking: Printed with black color letter on orange sleeve


**KL** Low Leakage Current



Mfr's Type	µF	Voltage	Dimensions D L (mm)	Cap. Tol. +-	Each	
UKL1A470MDAANA	47	10	5 11	20	.24	
UKL1A101MEAANA	100		6.3 11	20	.29	
UKL1C100MKDANA	10	16	5 11	10	.23	
UKL1C100MDAANA	10		5 11	20	.21	
UKL1C150MDAANA	15		5 11	20	.21	
UKL1C220KDAANA	22		5 11	10	.26	
UKL1C220MDAANA	22		5 11	20	.24	
UKL1C330KDAANA	33		5 11	10	.26	
UKL1C330MDAANA	33		5 11	20	.24	
UKL1C470KEAANA	47		6.3 11	10	.30	
UKL1C470MEAANA	47		6.3 11	20	.29	
UKL1C680MEAANA	68		6.3 11	20	.29	
UKL1C101KPAANA	100		8 11.5	10	.35	
UKL1C101MPAANA	100		8 11.5	20	.32	
UKL1C151MPAANA	150		8 11.5	20	.37	
UKL1C221MPAANA	220		10 12.5	20	.42	
UKL1E4R7KDAANA	4.7	25	5 11	10	.23	
UKL1E4R7MDAANA	4.7		5 11	20	.21	
UKL1E100KDAANA	10		5 11	10	.26	
UKL1E100MDAANA	10		5 11	20	.24	
UKL1E150MDAANA	15		5 11	20	.24	
UKL1E220KDAANA	22		5 11	10	.30	
UKL1E220MDAANA	22		5 11	20	.29	
UKL1E330KEAANA	33		6.3 11	10	.30	
UKL1E330MEAANA	33		6.3 11	20	.29	
UKL1E470KEAANA	47		6.3 11	10	.35	
UKL1E470MEAANA	47		6.3 11	20	.32	
UKL1E680MPAANA	68		8 11.5	20	.32	
UKL1E101KPAANA	100		8 11.5	10	.46	
UKL1E101MPAANA	100		8 11.5	20	.37	
UKL1V220KEAANA	22		35	6.3 11	10	.30
UKL1V220MEAANA	22			6.3 11	20	.29
UKL1V330KEAANA	33			6.3 11	10	.35
UKL1V330MEAANA	33	6.3 11		20	.32	
UKL1V470KPAANA	47	8 11.5		10	.35	
UKL1V470MPAANA	47	8 11.5		20	.32	
UKL1V101MPAANA	100	10 12.5		20	.42	
UKL1H0R1MDAANA	.1	50	5 11	20	.21	
UKL1HR22MDAANA	.22		5 11	20	.21	
UKL1HR47KDAANA	.47		5 11	10	.23	
UKL1HR47MDAANA	.47		5 11	20	.21	
UKL1H010KDAANA	1		5 11	10	.24	
UKL1H010MDAANA	1		5 11	20	.21	
UKL1H2R2KDAANA	2.2		5 11	10	.23	
UKL1H2R2MDAANA	2.2		5 11	20	.21	
UKL1H3R3KDAANA	3.3		5 11	10	.23	
UKL1H3R3MDAANA	3.3		5 11	20	.21	
UKL1H4R7KDAANA	4.7		5 11	10	.26	
UKL1H4R7MDAANA	4.7		5 11	20	.24	
UKL1H100KDAANA	10		5 11	10	.30	
UKL1H100MDAANA	10		5 11	20	.29	
UKL1H220KEAANA	22		6.3 11	10	.35	
UKL1H220MEAANA	22		6.3 11	20	.32	
UKL1H470MPAANA	47	8 11.5	20	.37		

## PL Series - Low Impedance

**PL** Extremely Low Impedance, High Reliability




- Low Impedance, High Reliability
- Suited for use in switching power supplies
- Operating Temperature Range: -55° to +105°C
- Capacitance Tolerance: ±20%

Mfr's Type	µF	Voltage	Dimensions D L (mm)	Each
UPL1A221MEH	220	10	6.5 15	.36
UPL1A471MPH6*	470	10	10 12.5	.53
UPL1A392MHH	3900	10	12.5 40	1.74
UPL1C221MPH	220	16	8 11.5	.49
UPL1C471MPH	470	16	8 20	.70
UPL1C471MPH6*	470	16	10 15	.70
UPL1C681MHH6*	680	16	6.5 15	1.05
UPL1C102MHH6*	1000	16	16 15	1.22
UPL1C102MPH	1000	16	10 31.5	1.22
UPL1C222MHH	2200	16	12.5 15	2.02
UPL1C222MHH6*	2200	16	12.5 31.5	2.02
UPL1E470MEH	47	25	6.3 11	.36
UPL1E101MEH	100	25	6.3 5	.47
UPL1E221MPH	220	25	8 15	.67
UPL1E221MPH6*	220	25	10 12.5	.67
UPL1E331MPH	330	25	8 20	.76
UPL1E331MPH6*	330	25	10 15	.76
UPL1E471MHH6*	470	25	12.5 15	1.05
UPL1E471MPH	470	25	10 20	1.05
UPL1E102MHH	1000	25	12.5 15	1.69
UPL1E472MHH	4700	25	18 40	4.07
UPL1V101MPH	100	35	8 11.5	.49
UPL1V151MPH6*	150	35	10 12.5	.53
UPL1V221MPH	220	35	8 20	.76
UPL1V221MPH6*	220	35	10 15	.76
UPL1V331MPH	330	35	10 20	1.05
UPL1V331MHH6*	330	35	12.5 15	1.05
UPL1V471MPH	470	35	10 31.5	1.41
UPL1V471MHH6*	470	35	16 15	1.41
UPL1V681MHH	680	35	12.5 25	1.62
UPL1V102MHH	1000	35	12.5 31.5	2.13
UPL1V102MHH6*	1000	35	16 20	2.13
UPL1V152MHH	1500	35	12.5 40	2.76
UPL1V272MHH	2700	35	16 40	3.95
UPL1V332MHH	3300	35	18 40	4.07
UPL1H100MDH	10	50	5 11	.28
UPL1H220MEH	22	50	6.3 11	.36
UPL1H101MPH6*	100	50	10 15	.67
UPL1H221MPH	220	50	10 25	.89
UPL1H331MHH6*	330	50	16 15	1.25
UPL1H471MHH	470	50	12.5 25	1.72
UPL1H471MHH6*	470	50	18 15	1.72
UPL1H102MHH	1000	50	16 31.5	2.39
UPL1H222MHH	2200	50	18 40	4.70
UPL1J470MPH	47	63	8 11.5	.49
UPL1J101MPH	100	63	10 20	.79
UPL1J471MHH6*	470	63	16 25	1.99

\* Low Profile

## VZ Series - Radial Leads

**VZ** Wide Temperature Range




- Operating Temperature Range: -55° to +105°C
- Capacitance Tolerance: ±20%
- Marking: Printed with white letters on black sleeve

Mfr's Type	µF	Voltage	Dimensions D L (mm)	Each
UVZ1C470MDH	47	16	5 11	.19
UVZ1C101MDH	100	16	5 11	.24
UVZ1C221MEH	220	16	6.3 11	.29
UVZ1C471MPH	470	16	8 11.5	.24
UVZ1C102MPH	1000	16	10 16	.67
UVZ1C222MHH	2200	16	12.5 20	1.18
UVZ1E220MDH	22	25	5 11	.19
UVZ1E470MDH	47	25	5 11	.23
UVZ1E101MEH	100	25	6.3 11	.28
UVZ1E221MPH	220	25	8 11.5	.39
UVZ1E471MPH	470	25	10 12.5	.67
UVZ1E102MPH	1000	25	10 20	.77
UVZ1V220MDH	22	35	5 11	.20
UVZ1V470MDH	47	35	5 11	.23
UVZ1V101MEH	100	35	6.3 11	.29
UVZ1V221MPH	220	35	10 12.5	.50
UVZ1V471MPH	470	35	10 16	.70
UVZ1V102MHH	1000	35	12.5 20	1.18
UVZ1H010MDH	1	50	5 11	.16
UVZ1H2R2MDH	2.2	50	5 11	.16
UVZ1H4R7MDH	4.7	50	5 11	.16
UVZ1H100MDH	10	50	5 11	.19
UVZ1H220MDH	22	50	5 11	.20
UVZ1H470MEH	47	50	6.3 11	.28
UVZ1H101MPH	100	50	8 11.5	.42
UVZ1H221MPH	220	50	10 12.5	.50
UVZ1H471MHH	470	50	12.5 20	.85
UVZ1H102MHH	1000	50	12.5 25	1.36

## SA Series - 7mm Height

**SA** 7mmL, For General Purposes



- Radial Leads
- Operating Temperature Range: -40° to +85°C
- Capacitance Tolerance: ±20%

Mfr's Type	µF	Voltage	Dimensions D L (mm)	Each
USA1C100MCA	10	16	4 7	.17
USA1C470MCA	47	16	6.3 7	.20
USR1C101MCA*	100	16	6.3 7	.24
USA1V100MCA	10	35	5 7	.18
USA1V220MCA	22	35	6.3 7	.20
USA1H010MCA	1	50	4 7	.17
USA1H2R2MCA	2.2	50	4 7	.17
USA1H4R7MCA	4.7	50	5 7	.18
USA1H100MCA	10	50	6.3 7	.20

\* Higher C/V than SA Series

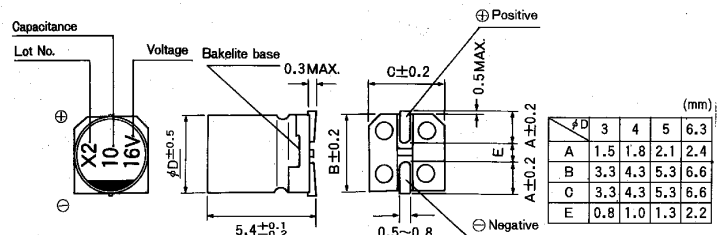
# Surface Mount - Aluminum Electrolytic Capacitors

**WX**  
5.5mmL, Chip Type



- Chip type with 5.5mm height.
  - Designed for surface mounting on high density PC board.
  - Applicable to automatic insertion machine using carrier tape.
  - Load life of 2000 hours at 85°C.
- Specifications**
- Operating Temperature Range: -40 to 85°C.
  - Capacitance Tolerance: ±20%

Mfr's Type	µF	Voltage	ØD Code	Qty. Per Reel	Price Per Reel
UWXOJ101MCR1GB	100	6.3	6.3	1000	275.56
UWX1C100MCR1GB	10	16	4	2000	474.76
UWX1C470MCR1GB	47	16	6.3	1000	275.56
UWX1E4R7MCR1GB	4.7	25	4	2000	474.76
UWX1E220MCR1GB	22	25	6.3	1000	275.56
UWX1E330MCR1GB	33	25	6.3	1000	275.56
UWX1H010MCR1GB	1	50	4	2000	474.76
UWX1H2R2MCR1GB	2.2	50	4	2000	474.76
UWX1H100MCR1GB	10	50	6.3	1000	275.56



For SMD



Smaller



Anti-Solvent Feature