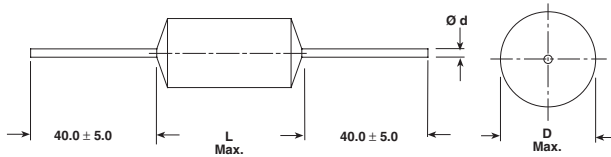


Metallized Polycarbonate Film Capacitor

Related Document: IEC 60384-6

Dimensions in millimeters



D	Ø D
≤ 7.0	0.7
< 16.0	0.8
≥ 16.5	1.0

MAIN APPLICATIONS

Storage, filter, timing and integrating circuits.

MARKING

Manufacturer's logo/type/C-value/rated voltage/tolerance/date of manufacture

DIELECTRIC

Polycarbonate film

ELECTRODES

Vacuum deposited aluminum

COATING

Plastic-wrapping, epoxy resin sealed

CONSTRUCTION

Extended metallized film (refer to general information)

LEADS

Tinned wire

IEC TEST CLASSIFICATION

55/100/21, according to IEC 60068

OPERATING TEMPERATURE RANGE

-55°C to +100°C

CAPACITANCE RANGE

0.01µF to 10µF

CAPACITANCE TOLERANCES

± 10% (K), ± 5% (J)

FEATURES

 Product is completely lead (Pb)-free.
 Product is RoHS compliant.

RATED VOLTAGES (U_R)

63 VDC, 100 VDC, 250 VDC, 400 VDC

PERMISSIBLE AC VOLTAGES (RMS) UP TO 60HZ

40 VAC, 63 VAC, 160 VAC, 200 VAC

TEST VOLTAGE (ELECTRODE/ELECTRODE)

 1.6 x U_R for 2 s

INSULATION RESISTANCE

Measured at 100 VDC (63 VDC series measured at 50 VDC) after one minute

For C ≤ 0.33µF and U_R > 100 VDC:

30,000 MΩ minimum value (100,000 MΩ typical value)

For C ≤ 0.33µF and U_R ≤ 100 VDC:

15,000 MΩ minimum value (50,000 MΩ typical value)

TIME CONSTANT

Measured at 100 VDC (63 VDC series measured at 50 VDC) after one minute

For C > 0.33µF and U_R > 100 VDC:

10,000 s minimum value (40,000 s typical value)

For C > 0.33µF and U_R ≤ 100 VDC:

5,000 s minimum value (15,000 s typical value)

CAPACITANCE DRIFT

Up to +40°C, ±2% for a period of two years

DERATING FOR DC AND AC. CATEGORY VOLTAGE U_C

 At +85°C: U_C = 1.0 U_R

 At +100°C: U_C = 0.8 U_R
SELF INDUCTANCE

~ 12 nH measured with 6mm long leads

PULL TEST ON LEADS

≥ 20 N in direction of leads according to IEC 60068-2-21

BEND TEST ON LEADS

2 bends through 90° with half of the force used in pull test

RELIABILITY

Operational life > 300,000 h

 Failure rate < 1 FIT (40°C and 0.5 x U_R)

 For further details, please refer to the general information available at www.vishay.com/doc?26033.

RoHS
 COMPLIANT

MAXIMUM PULSE RISE TIME

CAPACITOR LENGTH (mm)	Maximum Pulse Rise Time d _v /d _t [V/µs]			
	63 VDC	100 VDC	250 VDC	400 VDC
14	17	23	38	61
19	9	13	21	33
26.5	6	8	13	20
31.5	5	6	10	16

 If the maximum pulse voltage is less than the rated voltage higher d_v/d_t values can be permitted.



DISSIPATION FACTOR TAN δ

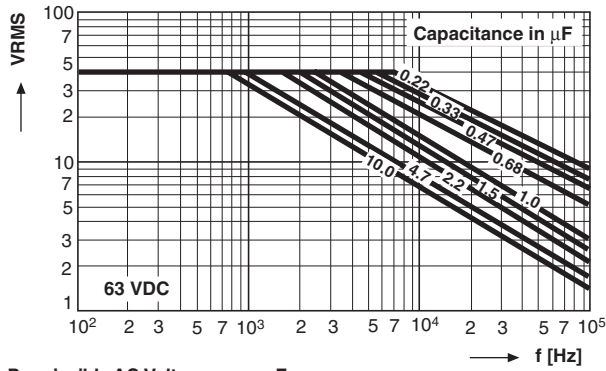
MEASURED AT	$C \leq 0.1\mu\text{F}$	$0.1\mu\text{F} < C \leq 1.0\mu\text{F}$	$C > 1.0\mu\text{F}$
1kHz	3×10^{-3}	3×10^{-3}	3×10^{-3}
10kHz	4×10^{-3}	4×10^{-3}	—
100kHz	10×10^{-3}	—	—
Maximum values			

CAPACITANCE	CAPACITANCE CODE	VOLTAGE CODE 06 63 VDC/ 40 VAC		VOLTAGE CODE 01 100 VDC/ 63 VAC		VOLTAGE CODE 25 250 VDC/ 160 VAC		VOLTAGE CODE 40 400 VDC/ 200 VAC	
		D	L	D	L	D	L	D	L
0.01 μF	- 310	—	—	—	—	—	—	6.0	14.0
0.015 μF	- 315	—	—	—	—	—	—	6.0	14.0
0.022 μF	- 322	—	—	—	—	—	—	6.0	14.0
0.033 μF	- 333	—	—	—	—	6.0	14.0	6.0	14.0
0.047 μF	- 347	—	—	—	—	6.0	14.0	7.0	14.0
0.068 μF	- 368	—	—	—	—	6.0	14.0	8.0	14.0
0.10 μF	- 410	—	—	6.0	14.0	7.0	14.0	7.5	19.0
0.15 μF	- 415	—	—	6.0	14.0	7.5	14.0	8.5	19.0
0.22 μF	- 422	6.0	14.0	6.0	14.0	7.0	19.0	8.5	26.5
0.33 μF	- 433	6.0	14.0	6.0	19.0	8.0	19.0	10.0	26.5
0.47 μF	- 447	7.0	14.0	7.0	19.0	9.5	19.0	11.5	26.5
0.68 μF	- 468	6.5	19.0	8.0	19.0	9.0	26.5	12.0	31.5
1.0 μF	- 510	7.5	19.0	9.0	19.0	10.5	26.5	14.5	31.5
1.5 μF	- 515	8.5	19.0	9.0	26.5	11.5	31.5	—	—
2.2 μF	- 522	9.0	19.0	10.5	26.5	13.5	31.5	—	—
3.3 μF	- 533	9.5	26.5	12.5	26.5	—	—	—	—
4.7 μF	- 547	11.0	26.5	13.0	31.5	—	—	—	—
6.8 μF	- 568	12.0	31.5	15.5	31.5	—	—	—	—
10 μF	- 610	14.0	31.5	17.5	31.5	—	—	—	—

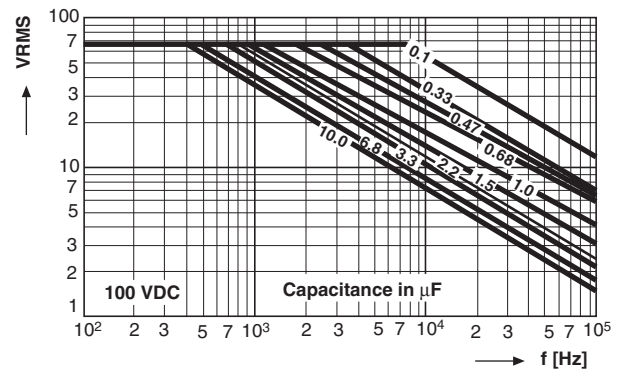
Further C-values upon request
pcm = L + 3.5

RECOMMENDED PACKAGING

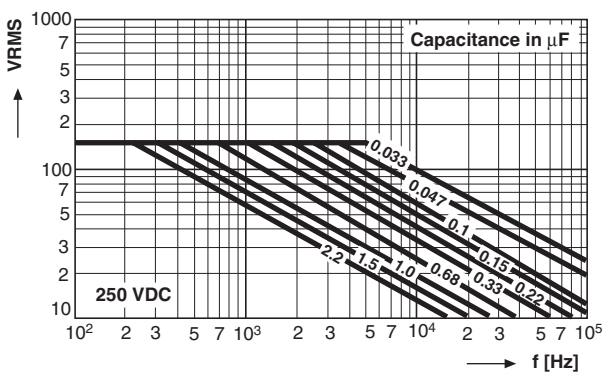
LETTER CODE	TYPE OF PACKAGING	REEL DIAMETER (mm)	ORDERING CODE EXAMPLE	
G	AMMO	—	MKC 1860-422/404-G	X
R	REEL	350	MKC 1860-422/404-R	X
—	BULK	—	MKC 1860-422/404	X



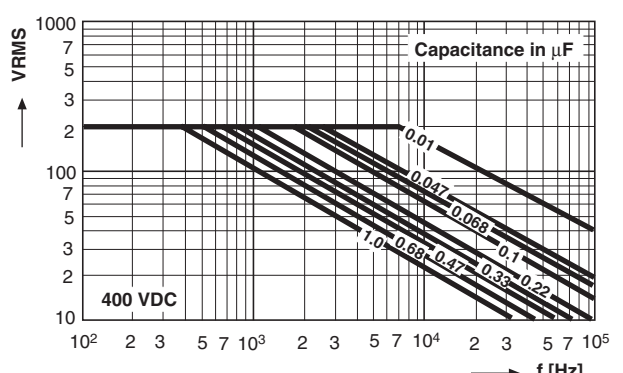
Permissible AC Voltage versus Frequency



Permissible AC Voltage versus Frequency



Permissible AC Voltage versus Frequency



Permissible AC Voltage versus Frequency



Disclaimer

ALL PRODUCT, PRODUCT SPECIFICATIONS AND DATA ARE SUBJECT TO CHANGE WITHOUT NOTICE TO IMPROVE RELIABILITY, FUNCTION OR DESIGN OR OTHERWISE.

Vishay Intertechnology, Inc., its affiliates, agents, and employees, and all persons acting on its or their behalf (collectively, "Vishay"), disclaim any and all liability for any errors, inaccuracies or incompleteness contained in any datasheet or in any other disclosure relating to any product.

Vishay makes no warranty, representation or guarantee regarding the suitability of the products for any particular purpose or the continuing production of any product. To the maximum extent permitted by applicable law, Vishay disclaims (i) any and all liability arising out of the application or use of any product, (ii) any and all liability, including without limitation special, consequential or incidental damages, and (iii) any and all implied warranties, including warranties of fitness for particular purpose, non-infringement and merchantability.

Statements regarding the suitability of products for certain types of applications are based on Vishay's knowledge of typical requirements that are often placed on Vishay products in generic applications. Such statements are not binding statements about the suitability of products for a particular application. It is the customer's responsibility to validate that a particular product with the properties described in the product specification is suitable for use in a particular application. Parameters provided in datasheets and/or specifications may vary in different applications and performance may vary over time. All operating parameters, including typical parameters, must be validated for each customer application by the customer's technical experts. Product specifications do not expand or otherwise modify Vishay's terms and conditions of purchase, including but not limited to the warranty expressed therein.

Except as expressly indicated in writing, Vishay products are not designed for use in medical, life-saving, or life-sustaining applications or for any other application in which the failure of the Vishay product could result in personal injury or death. Customers using or selling Vishay products not expressly indicated for use in such applications do so at their own risk and agree to fully indemnify and hold Vishay and its distributors harmless from and against any and all claims, liabilities, expenses and damages arising or resulting in connection with such use or sale, including attorneys fees, even if such claim alleges that Vishay or its distributor was negligent regarding the design or manufacture of the part. Please contact authorized Vishay personnel to obtain written terms and conditions regarding products designed for such applications.

No license, express or implied, by estoppel or otherwise, to any intellectual property rights is granted by this document or by any conduct of Vishay. Product names and markings noted herein may be trademarks of their respective owners.

Material Category Policy

Vishay Intertechnology, Inc. hereby certifies that all its products that are identified as RoHS-Compliant fulfill the definitions and restrictions defined under Directive 2011/65/EU of The European Parliament and of the Council of June 8, 2011 on the restriction of the use of certain hazardous substances in electrical and electronic equipment (EEE) - recast, unless otherwise specified as non-compliant.

Please note that some Vishay documentation may still make reference to RoHS Directive 2002/95/EC. We confirm that all the products identified as being compliant to Directive 2002/95/EC conform to Directive 2011/65/EU.