








SF56K006VBAR2000

Product Details



Part Number	SF56K006VBAR2000
Status	Active
Features	microSIM card connector, 6 positions, Push-push type
Number of Positions	6 positions
Connector Type	Push-push type
Card Detection Switch	Normal closed type
PCB Mounting Style	Soldering (SMT)
PCB Mounted Height (mm)	1.27 mm
Body Length (mm)	16.2 mm
Body Breadth (mm)	14.7 mm
Material of Contact	Copper alloy
Finish of Contact in Connecting Area	Gold plating over Nickel
Finish of Contact in Terminal Area	Gold plating over Nickel
Material of Housing	Synthetic resin

Cover Frame Material/ Finish (Terminal Area)	Stainless steel/ Gold plating over Nickel
Rated Current (A)	0.5 A
Rated Voltage (V)	10 V
Contact Resistance (milliohm Initial)	100 milliohm max.
Dielectric Withstanding Voltage (V 1minute)	500 VACr.m.s.
Mating Cycles (times)	5,000 times
PCB Retention Feature	Hold-down
Packaging Type	Embossed tape packaging
Quantity in The Standard Packaging (pieces)	2,000 pieces/reel
Documents	<div style="display: flex; flex-wrap: wrap; gap: 10px;"> <div style="border: 1px solid #ccc; padding: 5px; text-align: center;">Drawings </div> <div style="border: 1px solid #ccc; padding: 5px; text-align: center;">Drawings </div> <div style="border: 1px solid #ccc; padding: 5px; text-align: center;">3D Models </div> <div style="border: 1px solid #ccc; padding: 5px; text-align: center;">PDF Download </div> </div>
Stock Search	<div style="border: 1px solid #ccc; padding: 5px; display: inline-block;">Stock Search </div>
RoHS compliant	10 substances (2011/65/EU)
REACH compliant	209 substances (25/06/2020)
Environment Information	<div style="border: 1px solid #ccc; padding: 5px; display: inline-block;">RoHS/Reach Certificate </div>
Remarks	

Notice

- The values specified in this web site are only for reference. The products and their specifications are subject to change without notice.

Contact our sales staff for further information before considering or ordering any of our products.

For purchase, a product specification must be agreed upon.

2. Users are requested to provide protection circuits and redundancy circuits to ensure safety of the equipment, and sufficiently review the suitability of JAE's products to the equipment.
3. The products presented in this web site are designed for the uses recommended below.

We strongly suggest you contact our sales staff when considering use of any of the products in any other way than the recommended applications or for a specific use that requires an extremely high reliability.

(1) Applications that require consultation:

- * Please contact us if you are considering use involving a quality assurance program that you specify or that is peculiar to the industry, such as:

Automotive electrical components, train control, telecommunications devices (mainline), traffic light control, electric power, combustion control, fire prevention or security systems, disaster evention equipment, etc.

- * We may separately give you our support with a quality assurance program that you specify, when you think of a use such as :

Aviation or space equipment, submarine repeaters, nuclear power control systems, medical equipment for life support, etc.

(2) Recommended applications include:

- * Computers, office appliances, telecommunications devices (terminals, mobile units), measuring equipment, audiovisual equipment, home electric appliances, factory automation equipment, etc