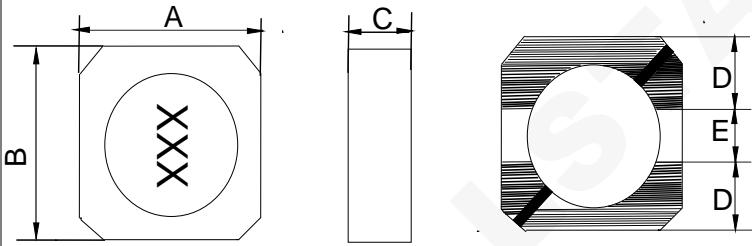


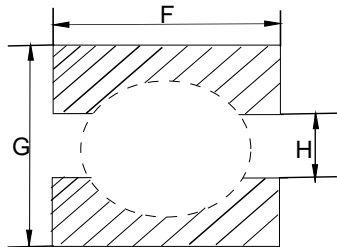
1. PHYSICAL CHARACTERISTICS(mm)



A=4.0±0.2 ; B=4.0±0.2 ; C=3.0MAX. ;

D=1.2REF E=1.6REF

2. RECOMMENDED LAND PATTERN



F=4.4TYP;G=4.4TYP;H=1.6TYP

3. ELECTRONICAL SPECIFICATIONS

Part No	Inductance (mH)	Test frequency (Hz)	Self resonant (MHZ)MIN	DC resistance (Ω) ±15%	Saturation current Is at (mA)MAX	Heat Rating current Irms (mA)MAX
SLPS-4030-202K	2.0±10%	1K/1V	--	21	50	50

- Isat for inductance drop 30% from its value without current.
- Irms for a 40 rise above temperature 25 ambient.

Test equipment

L/Q: TH2829A

Rdc:TH2512B

IDC : TH2829A+TH1773

Test temperature range: +25°C typ.

Operating temperature range: -40°C ~+125°C

Storage temperature range: TMP0~25°C , RH75%

4. MATERIAL LIST

NO.	ITEM	DESCRIPTION	UL NO	MANUFACTURE
1	CORE	FERRITE 4.0*4.0*3.0		SINCORES ELECTRONICS CORP. ZHONGSHAN LB TECHNOLOGY CO.,LTD OR EQUIV
2	WIRE	G1-P180	E258243	ELEKTRISOLA CO.,LTD PACIFIC ELECTRICAL CO.,LTD OR EQUIV.
3	SOLDER	Sn99.3%/Cu0.7%		SOLNET METAL INDUSTRY CO.,LTD SHENMAO TECHNOLOGY INC OR EQUIV.
4	ADHESIVE	EXPOY RESION	E253983	SUZHOU LIDUO CO.,LTD SHAW HUOW ENTERPRISE CO.,LTD OR EQUIV.
5	INK	WHITE/BLACK		FUJIAN XIN QUAN TECHNOLOGY CO.,LTD BON MARK ELECTRONICS CO.,LTD OR EQUIV

NOTES:

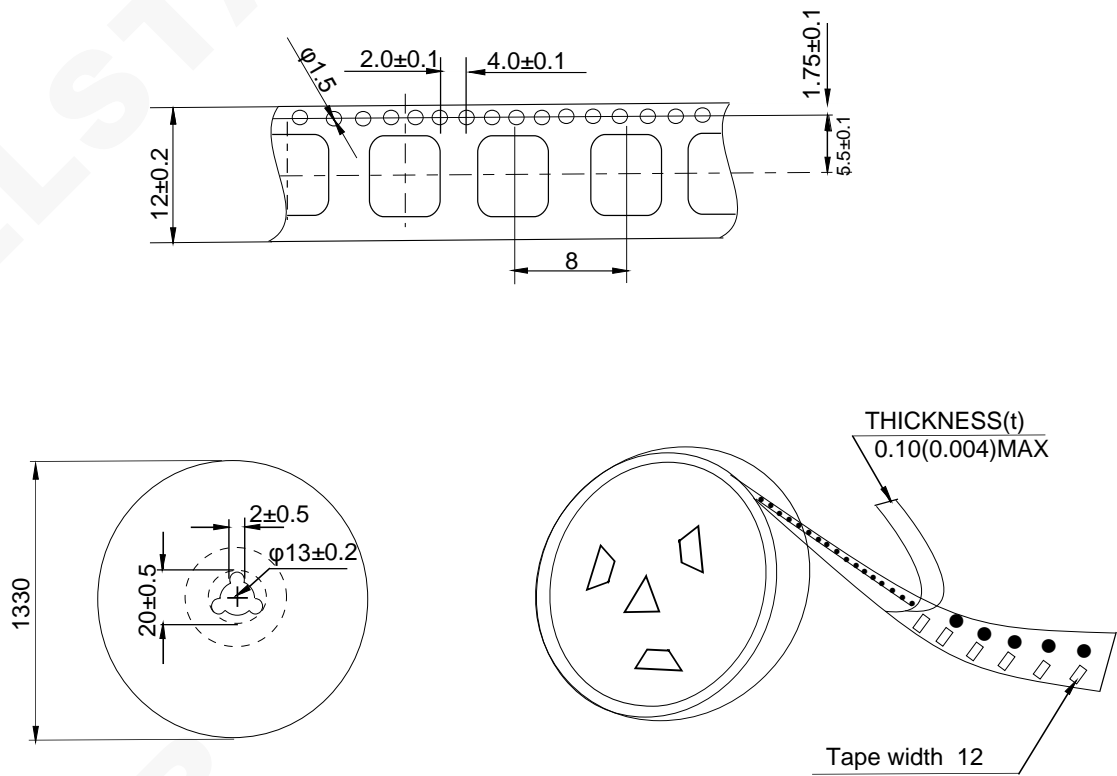
Temp 20℃ 48%RH

RoHS Compliant

NAME	Power inductor		
CUSTOMER P/N	ELT-3KN131B	Date	2020-08-26
FULLSTAR P/N	SLPS-4030-202K	Rev. A1	Page 1/4
Drawn. by	:MingYue Ma	Checked. by	:Zhi Xin Pu
		Approve. by	:Jie Sun

Drawing changes	Rev.	
	Rev.	

1. TAPE SIZE(unit:mm)



NOTES:
Temp 20℃ 48%RH
RoHS Compliant

NAME	Power inductor		
CUSTOMER P/N	ELT-3KN131B	Date	2020-08-26
FULLSTAR P/N	SLPS-4030-202K	Rev. A1	Page 2/4
Drawn. by	:MingYue Ma	Checked. by	:Zhi Xin Pu
		Approve. by	:Jie Sun

Drawing changes	Rev.	
	Rev.	

RELIABILITY TEST

*Electrical performance test		
Item	Specification	Test method
Temperature Coefficient	$\Delta L/L \text{ } 25^{\circ}\text{C} \leq \pm 10\%$	After the test should be completed, the sample has stabilized at an ambient temperature of -40 to $+125^{\circ}\text{C}$, at this time the ratio of the product's L (ΔL) value to the original L value, suitable for a normal temperature and humidity should be normal It is $\Delta L / L \text{ } 25^{\circ}\text{C} \pm 10\%$.
Overload test	During the test no smoke,no peculiar,smell, no fire.	Apply 1.2 times as rated current for 5 minutes.
*Environmental characteristics		
Reflow soldering	No damage or problem	<p>Temperature distribution reflow Pre-heat: $150-180^{\circ}\text{C}$, 120 sec Peak temperature: $250\pm 5^{\circ}\text{C}$, 5sec Maintain temperature: $230 \pm 5^{\circ}\text{C}$, 30 ± 5 sec</p>

NOTES:
 Temp 20 \pm 2 \circ 48%RH
 RoHS Compliant

NAME	Power inductor		
CUSTOMER P/N	ELT-3KN131B	Date	2020-08-26
FULLSTAR P/N	SLPS-4030-202K	Rev. A1	Page 3/4
Drawn. by	:MingYue Ma	Checked. by	:Zhi Xin Pu
		Approve. by	:Jie Sun

Drawing changes	Rev.	
	Rev.	

www.xfullstartechs.com
 Tel: 86-029-86676405
 Fax: 86-029-86676405

*Environmental characteristics		
Item	Specification	Test method
Solder ability	The electrodes shall be at least 90% covered with new solder coating	The soldering surface is immersed in the flux and then immersed in a 245±5°C tin furnace for 5 seconds.
Low Temperature Resistance	$\Delta L / L0 \pm 10\%$, there should be no mechanical damage	The sample should be left at 96 ± 4 hours at a temperature of -40± 3 ° C and returned to completion within 1 hour of the normal temperature range.
High temperature Resistance	$\Delta L / L0 \pm 10\%$, there should be no mechanical damage	The sample should be left for 96 ± 4 hours at a temperature of 125 ± 3 ° C. Tested after returning to the normal temperature range for 1 hour.
Humidity Resistance	$\Delta L / L0 \pm 10\%$, there should be no mechanical damage	The sample should be left at 96 ± 4 hours, at a temperature of 40 ± 2 °C: and at a humidity (RH) of 90-95%. The test was resumed after 1 hour in the normal temperature range.
Temperature cycle	<ol style="list-style-type: none"> 1. No visible mechanical damage. 2. The change in sense value is less than 10%. 3. The resistance value changes less than 5% 	Maintain between -40°C and +125 °C for 15 min, transfer time ≤ 1 min, cycle times 5 times, recovery time: test within 24 h (recovery time at least 4 h)
Vibration	$\Delta L / L0 \pm 10\%$, there should be no mechanical damage	Samples should be soldered to printed circuit boards When the vibration has amplitude and 1.5 mm The frequency is from 10-55Hz / 1 minute, and the repetition should be applied to 3 directions (X, Y, Z) for 2 hours each for 6 hours.

NOTES:
Temp 20℃ 48%RH
RoHS Compliant

NAME	Power inductor		
CUSTOMER P/N	ELT-3KN131B	Date	2020-08-26
FULLSTAR P/N	SLPS-4030-202K	Rev. A1	Page 4/4
Drawn. by	:MingYue Ma	Checked. by	:Zhi Xin Pu
		Approve. by	:Jie Sun

Drawing changes	Rev.	
	Rev.	