


Automotive Terminal Repair Instruction Manual



**SARGENT
QUALITY
TOOLS**

A Member of the **Oetiker Group**

Terminal Repair Instruction Manual

Table of Contents

Section One - Terminals and Recommended Crimpers	Page #
Heat Shrink Sealed Splices	2
Solid Circular Contacts	2
Weather Pack Terminals	3
GT 150 Terminals	4
GT 280 Terminals	5
GT 630 Terminals	6
Metri-Pack 150 Terminals	7
Metri-Pack 280 Terminals	8
Metri-Pack 480 Terminals	9
Metri-Pack 630 Terminals	10
Micro-Pack 064 Terminals	11
Micro-Pack 100 Terminals	12
Micro-Pack 100W Terminals	13
Section Two - Terminal Replacement Procedures and Quality Checks	
Splicing with Heat Shrink Sealed Splices	14 - 15
Crimping Solid Circular Contacts	16
Sealed Weather Pack and Metri-Pack Terminal Replacement	17 - 18
Standard Terminal Replacement	19 - 20
Splicing with Splice Clips	21
Section Three - Terminal Number/Crimping Tool Matrices	
Delphi	22 - 26
Yazaki	26 - 30
Sumitomo	30
AFL	31
Lear	31 - 32

CAUTION:

In order to reduce the chance of personal injury and/or personal property damage, carefully observe these instructions:

This service manual is designed for use by a qualified service technician. Attempting repairs or service without the appropriate training, tools and equipment could cause injury to you or others. This could also damage the vehicle or cause the vehicle to operate improperly. Proper vehicle service and repair are important to the safety of the service technician and to the safe, reliable operation of all motor vehicles. If you need to replace a part, use the same part number or an equivalent part. Do not use a replacement part of lesser quality.

The service procedures we recommend in this manual are effective methods of performing service repair. Some of the procedures require the use of tools that are designed for specific purposes.

Accordingly, any person who intends to use a replacement part, a service procedure, or a tool that is not recommended by this manual must first establish that there is no jeopardy to personal safety or the safe operation of the vehicle.

This manual contains various procedures that you must observe carefully in order to reduce the risk of personal injury during service or repair. Improper service or repair may damage the vehicle or render the vehicle unsafe.

Section One

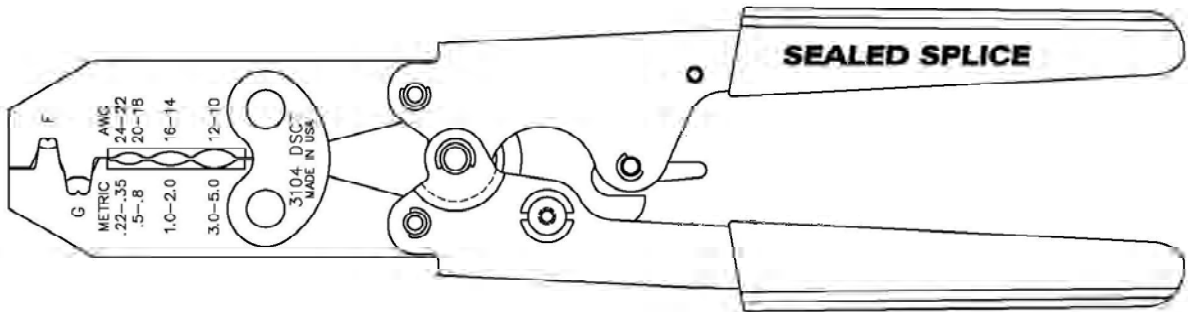
Terminals and Recommended Crimpers

Heat Shrink Sealed Splices



Recommended Crimper

3104 DSCT Ratchet Crimper for Heat Shrink Sealed Splices



Solid Circular Contacts

Pin

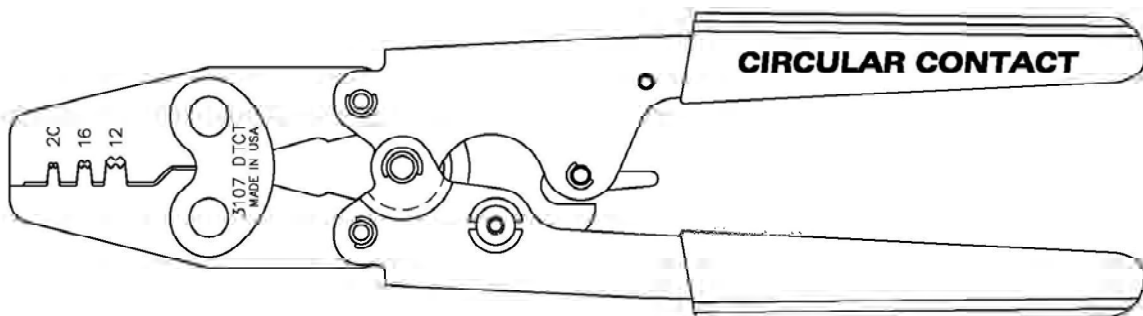


Socket



Recommended Crimper

3107 DTCT Ratchet Crimper for Circular Contacts



Weather Pack Terminals



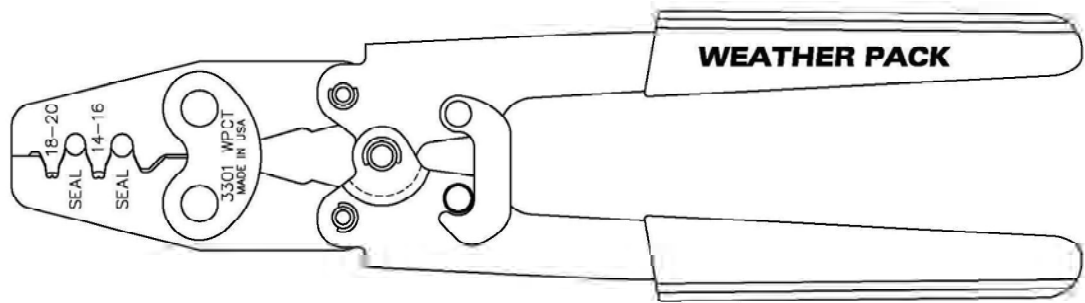
**Sealed
Male**



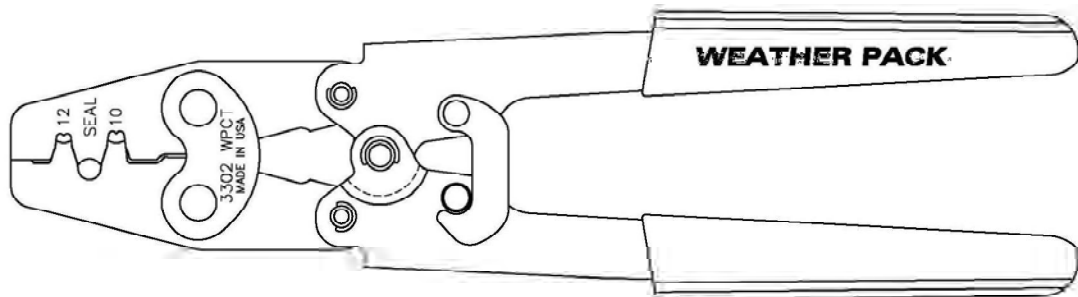
**Sealed
Female**

Recommended Crimpers

3301 WPCT Terminal Crimper for Weather Pack Terminals
14-20 AWG




3302 WPCT Terminal Crimper for Weather Pack Terminals
10-12 AWG



GT 150 Terminals

Sealed

Unsealed



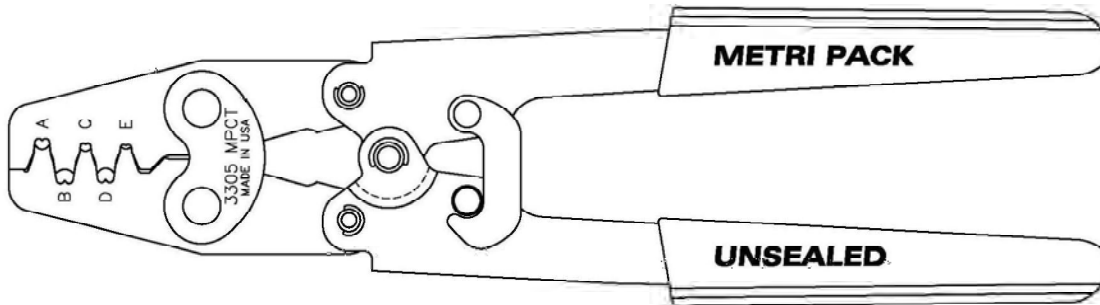
Male



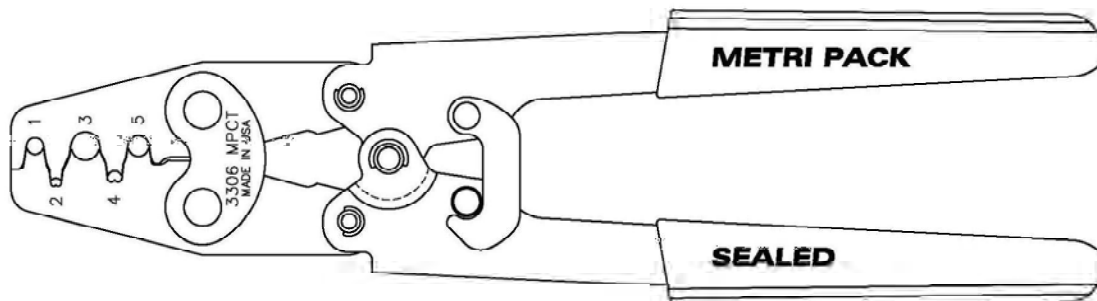
Female

Recommended Crimpers

3305 MPCT Terminal Crimper for GT 150 Terminals



3306 MPCT Terminal Crimper for GT 150 Terminals



GT 280 Terminals

Sealed

Unsealed



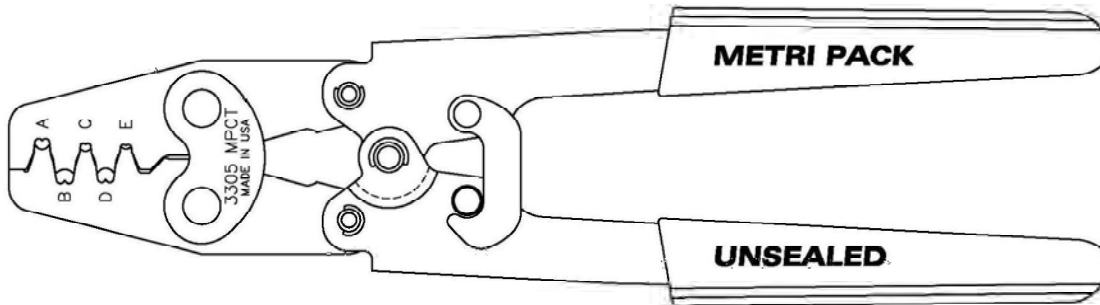
Male



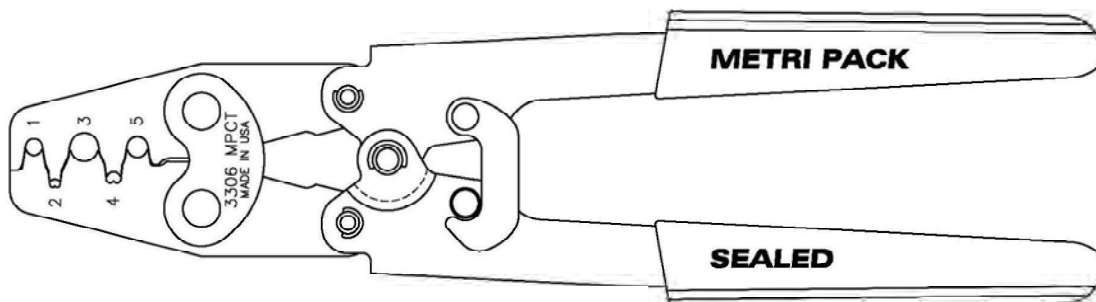
Female

Recommended Crimpers

3305 MPCT Terminal Crimper for GT 280 Terminals



3306 MPCT Terminal Crimper for GT 280 Terminals



GT 630 Terminals

Sealed



Unsealed

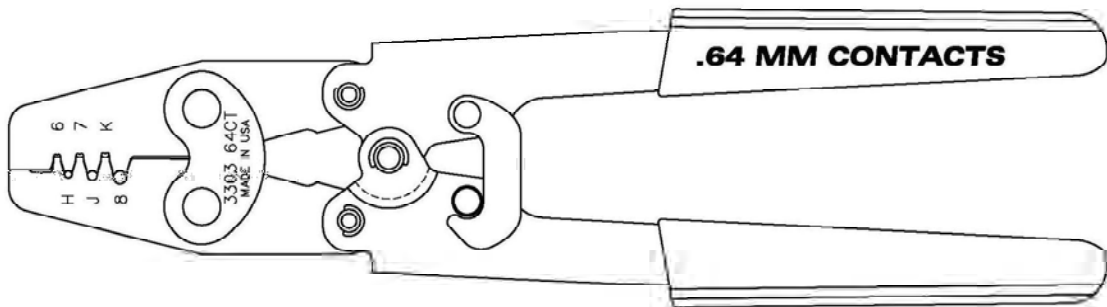


Male

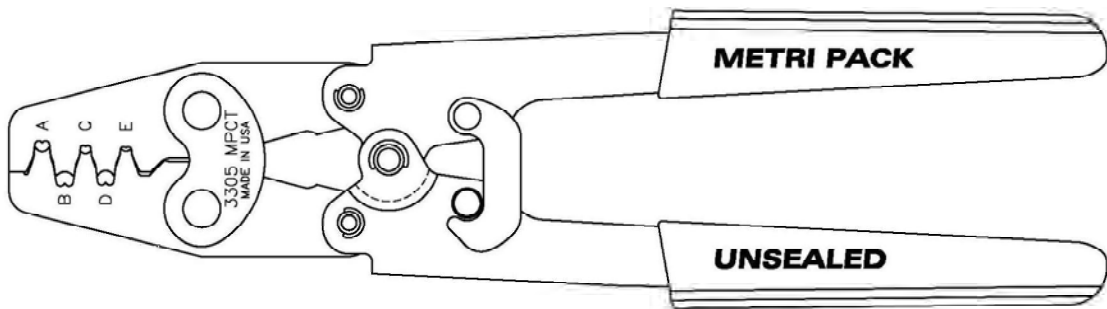
Female

Recommended Crimpers

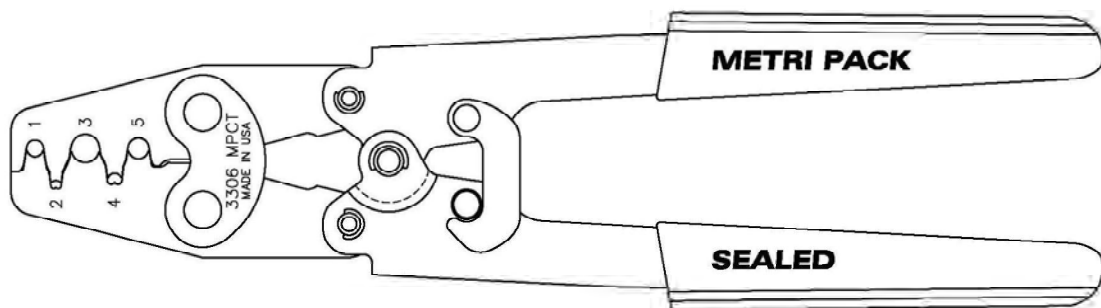
3303 64CT Terminal Crimper for GT 630 Male Terminals



3305 MPCT Terminal Crimper for GT 630 Terminals



3306 MPCT Terminal Crimper for GT 630 Terminals



Metri-Pack 150 Terminals

Sealed



Unsealed

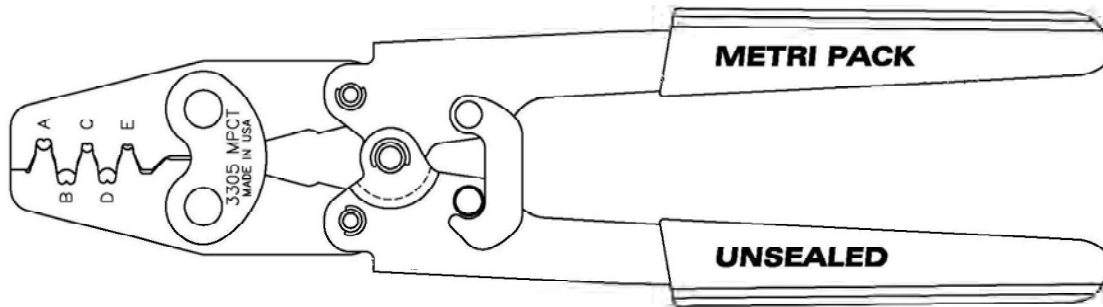


Male

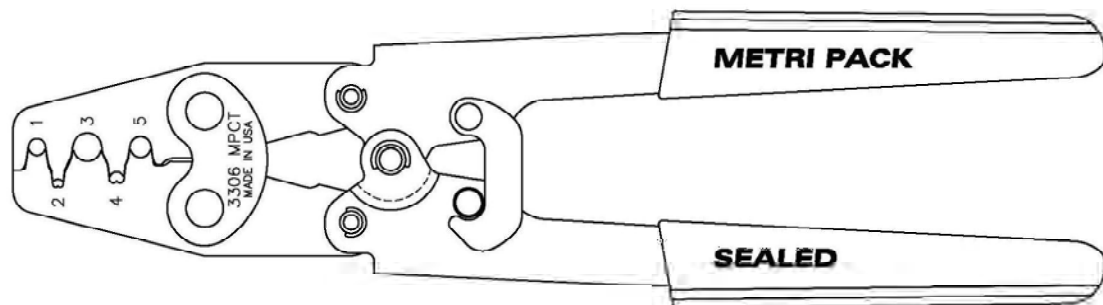
Female

Recommended Crimpers

3305 MPCT Terminal Crimper for Metri-Pack 150 Terminals



3306 MPCT Terminal Crimper for Metri-Pack 150 Terminals



Metri-Pack 280 Terminals

Sealed

Unsealed

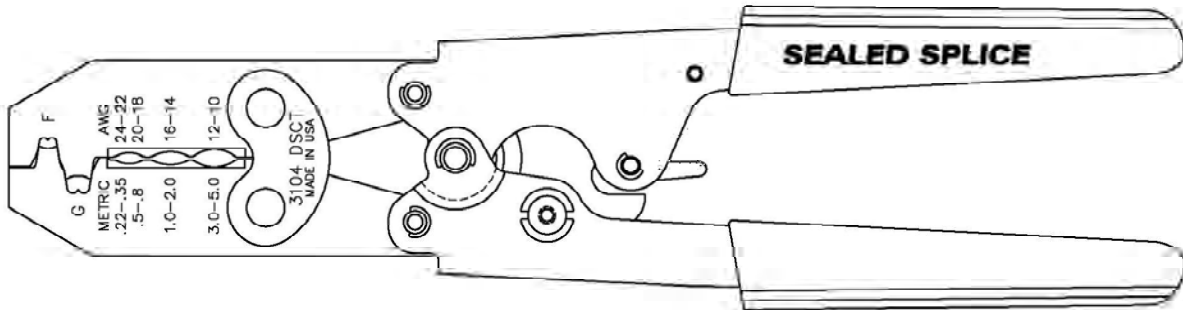
Male

Female

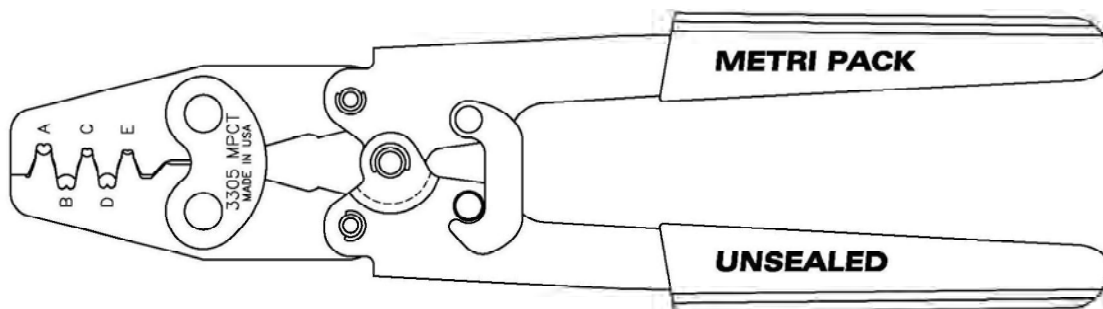


Recommended Crimpers

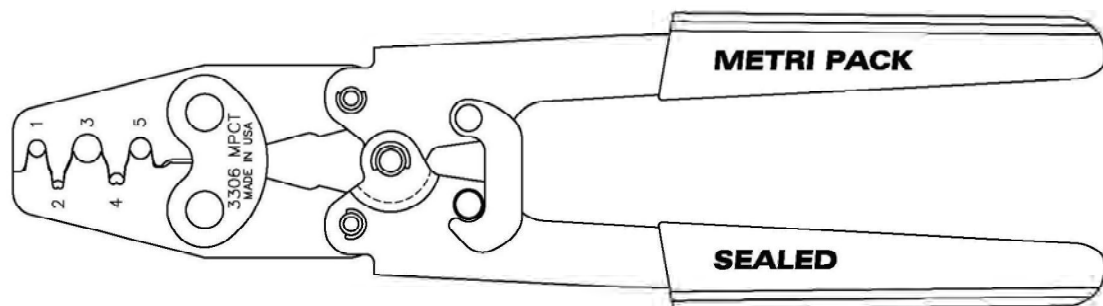
3104 DSCT Terminal Crimper for Metri-Pack 280 Terminals



3305 MPCT Terminal Crimper for Metri-Pack 280 Terminals



3306 MPCT Terminal Crimper for Metri-Pack 280 Terminals



Metri-Pack 480 Terminals

Sealed

Unsealed

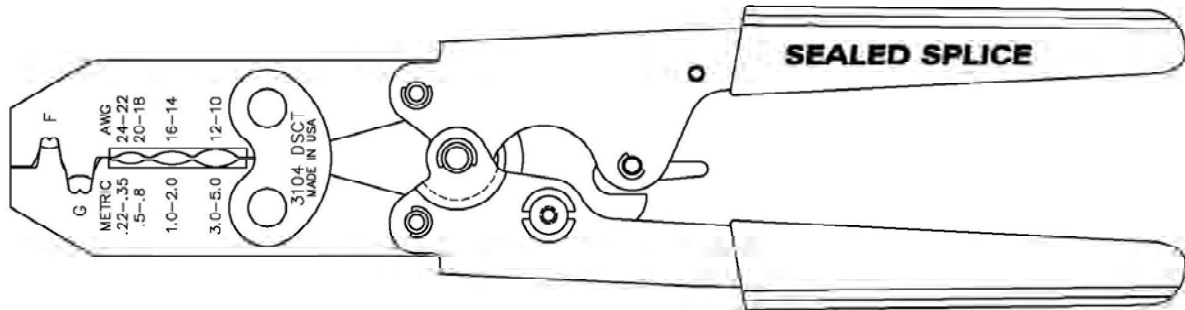


Male

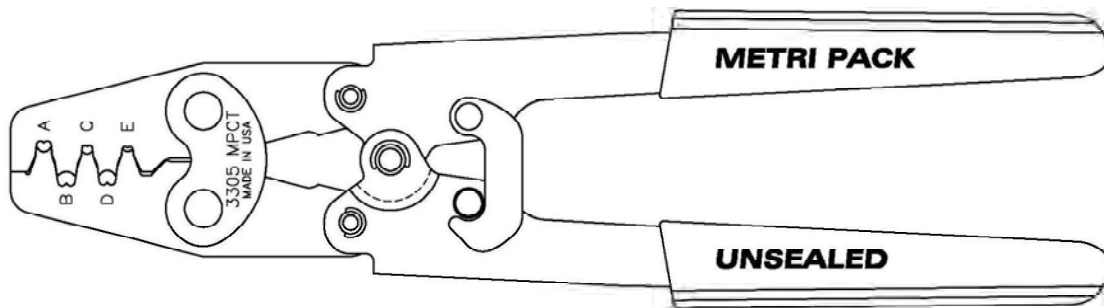
Female

Recommended Crimpers

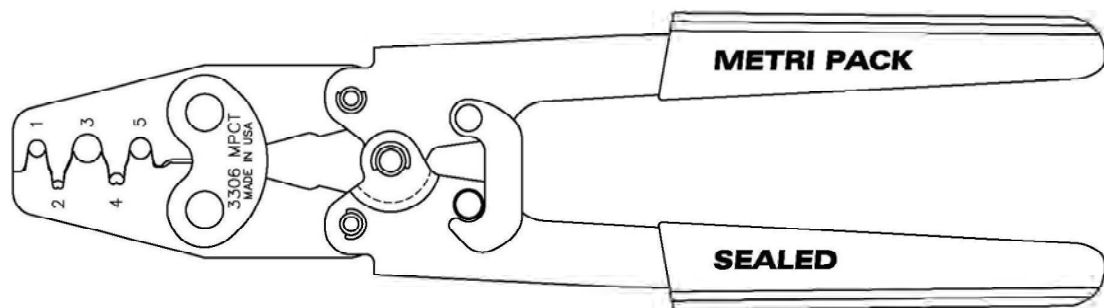
3104 DSCT Terminal Crimper for Metri-Pack 480 Terminals



3305 MPCT Terminal Crimper for Metri-Pack 480 Terminals



3306 MPCT Terminal Crimper for Metri-Pack 480 Terminals



Metri-Pack 630 Terminals

Sealed

Unsealed

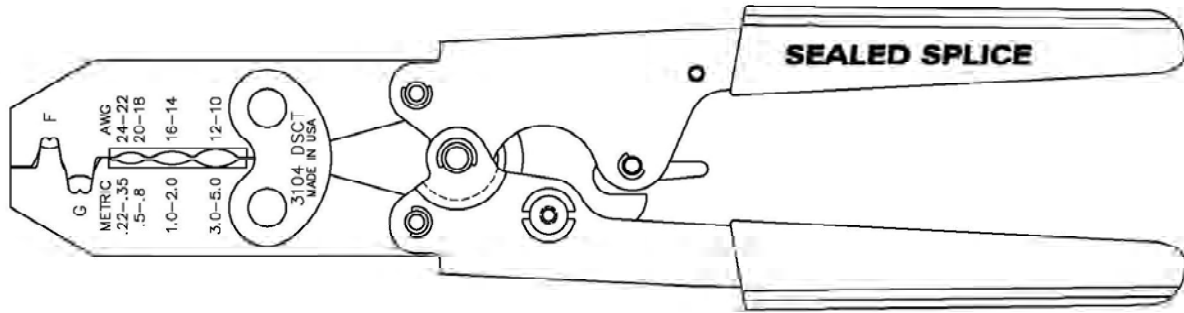


Male

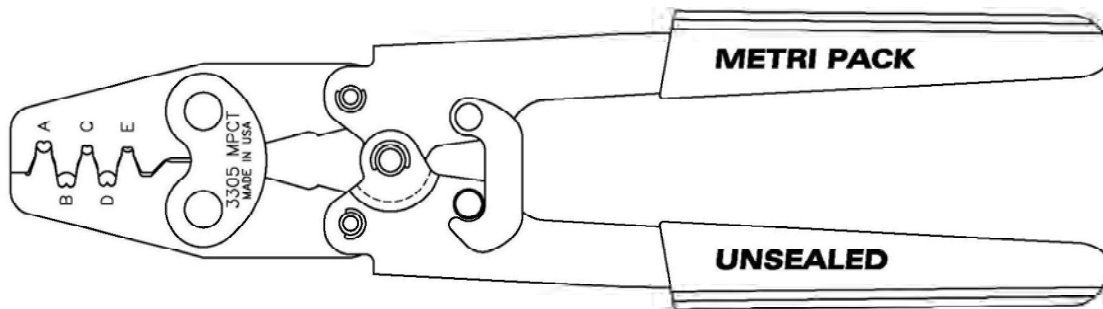
Female

Recommended Crimpers

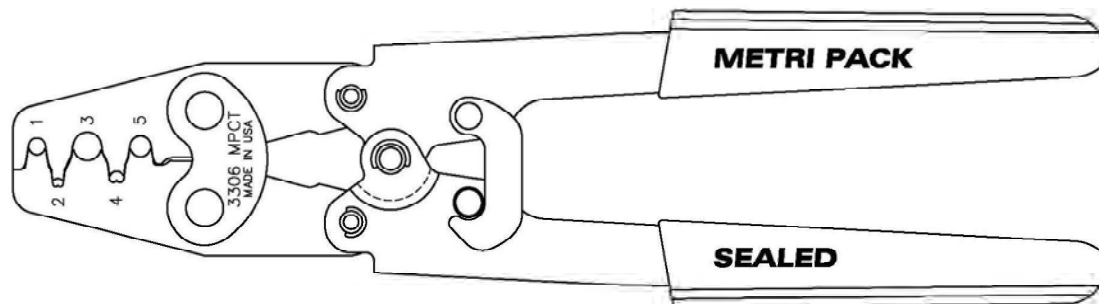
3104 DSCT Terminal Crimper for Metri-Pack 630 Terminals



3305 MPCT Terminal Crimper for Metri-Pack 630 Terminals



3306 MPCT Terminal Crimper for Metri-Pack 630 Terminals



Micro-Pack 064 Terminals

Sealed



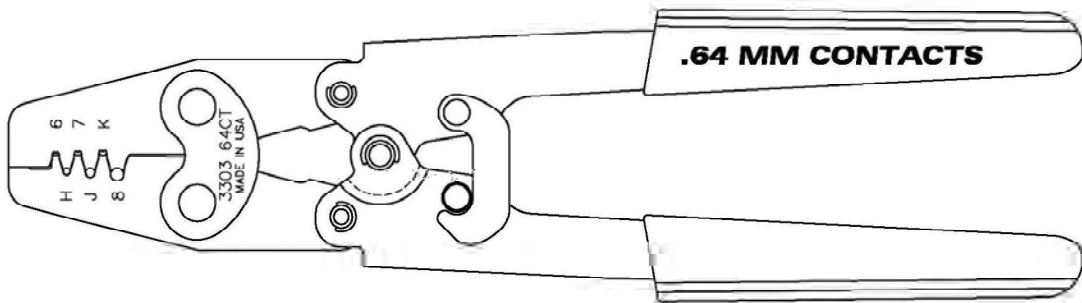
Unsealed



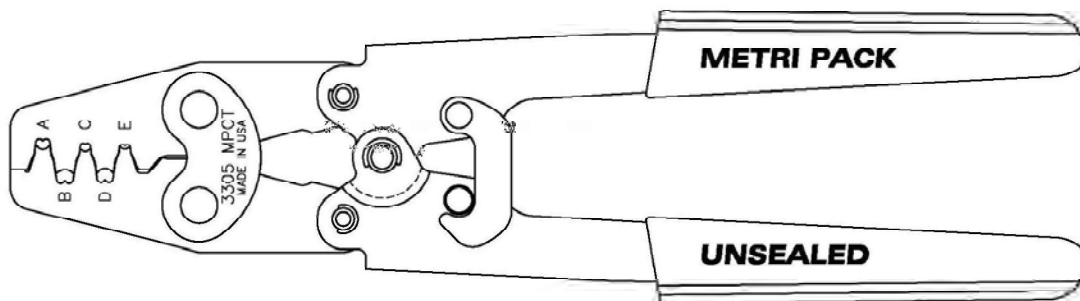
Female

Recommended Crimpers

3303 64CT Terminal Crimper for Micro-Pack .64 Terminals



3305 MPCT Terminal Crimper for Micro-Pack .64 Terminals



Micro-Pack 100 Terminals

Unsealed



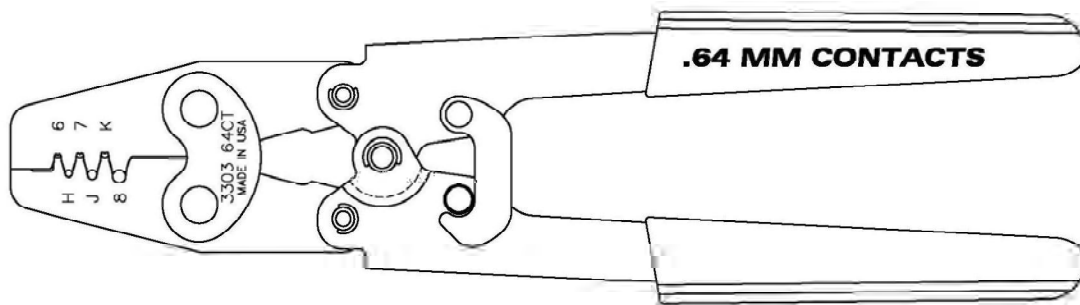
Female



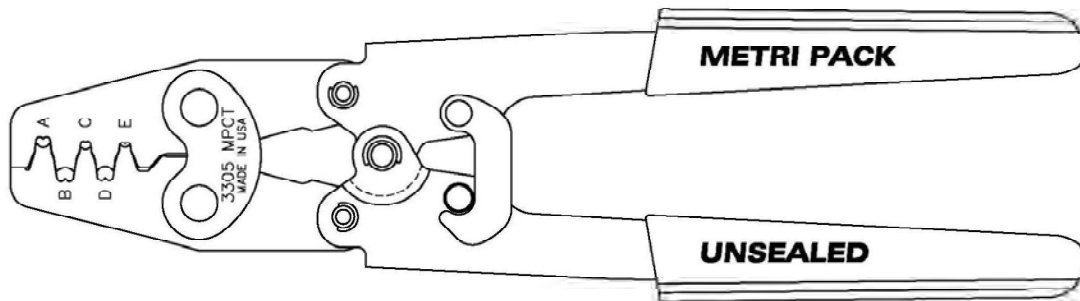
Male

Recommended Crimpers

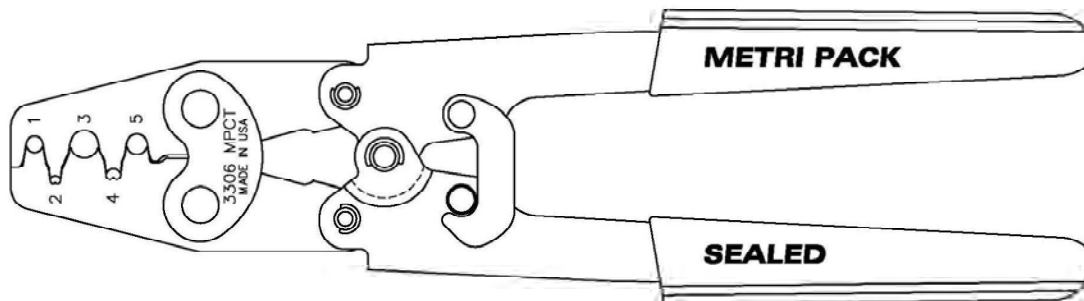
3303 64CT Terminal Crimper for Micro-Pack 100 Terminals



3305 MPCT Terminal Crimper for Micro-Pack 100 Terminals



3306 MPCT Terminal Crimper for Micro-Pack 100 Terminals



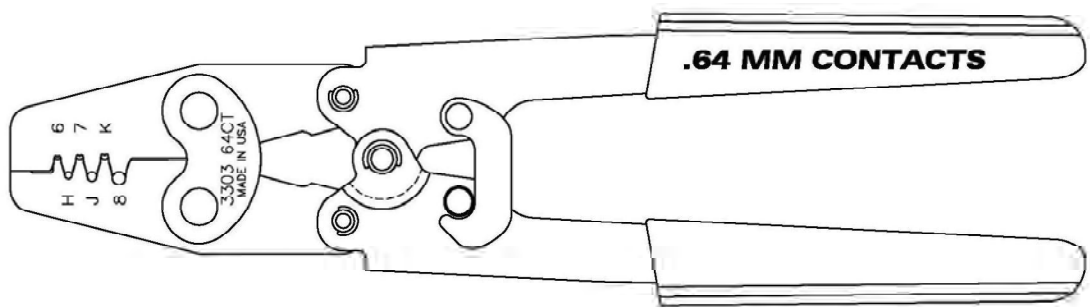
Micro-Pack 100W Terminals

Sealed

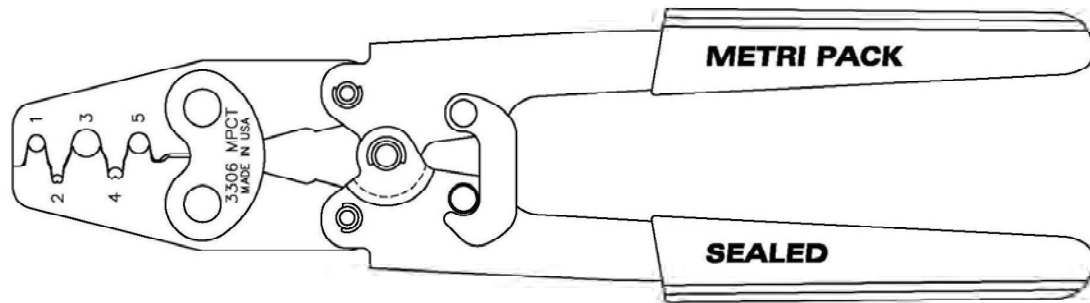


Recommended Crimpers

3303 64CT Terminal Crimper for Micro-Pack 100W Terminals



3306 MPCT Terminal Crimper for Micro-Pack 100W Terminals



Section Two

Terminal Replacement Procedures and Quality Checks

Splicing with Heat Shrink Sealed Splices

1



Cut off splice.

(Minimize wire length loss)

2



Strip insulation.

5mm (3/16") length for 10 through 20 Gauge

10mm (3/8") for 22 Gauge

CAUTION: Do not cut strands

PREFERRED: Locate new splice 40mm (1.5") minimum from an outlet or another splice.

3

Determine proper sleeve for wire gauge.

Position stripped wire ends into sleeve until wire hits the stop.

4

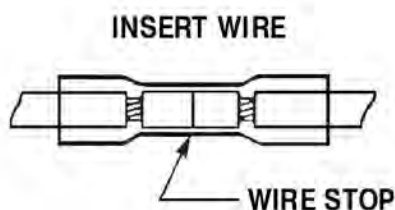
Squeeze tool handles until ratchet automatically opens.

Determine the correct splice nest per sealed splice color and wire size.

5

Gently apply pressure to handles until crimpers slightly secure the splice sleeve barrel. Note: Must be crimped in two stages—left and right.

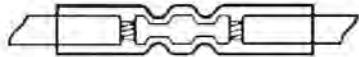
6



Position stripped wire ends into sleeve until wire hits the stop.

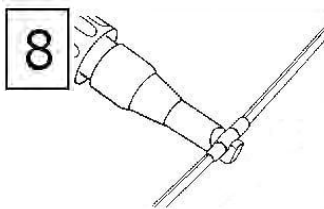
Squeeze tool handles until ratchet automatically opens.

7 CRIMP CONNECTOR

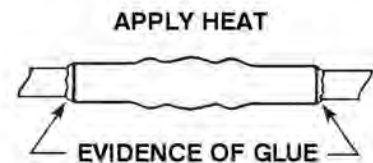


Note: Must be crimped in two stages—left and right.

Gently tug on the wires to make sure they are secure before applying heat to sleeve



Apply heat from center to outside of sleeve until evidence of glue is visible on both sides of the tube.



In some extreme high temperature applications, (That is, under hood, near exhaust systems, etc.) heat shrink tube (J-138125-TUBE) must be placed over the completed crimp and seal splice to preserve the integrity of the splice seal.

9 Electrically check for continuity.

This manual shows only the minimum required information based on general use and production conditions.

Use this manual for reference only.

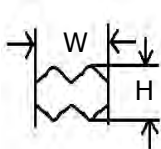
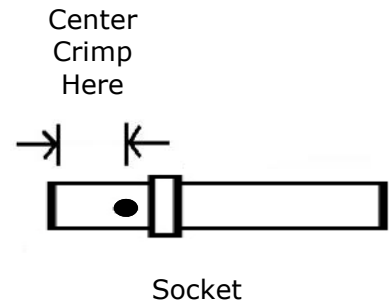
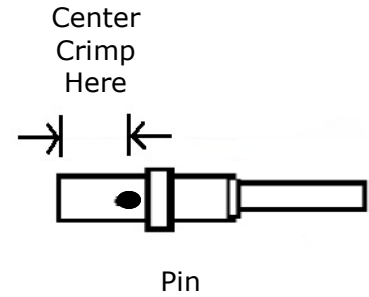
ENGLISH (SAE)/METRIC GAUGE CONVERSION TABLE

Metric Size (sq. mm.)	English (SAE) Size (Gauge)
0.22	24
0.35	22
0.5	20
0.8	18
1	16
2	14
3	12
5	10
8	8
13	6
19	4

Crimping Circular Solid Pin and Socket Contacts

Crimping Instructions:

- 1 Close tool completely to release ratchet and open jaws.
- 2 Refer to the chart below to select appropriate crimp nest.
- 3 Place short end of contact (with bleed hole) into nest centering it on the jaws between the hole and end of contact. Slowly close tool slightly to hold contact in place.
- 4 Insert properly stripped wire (refer to chart) into the crimp barrel of the contact. Hold wire in place while completely closing the tool until the ratchet releases.
- 5 Remove crimped contact. Inspect for quality:
 - a. copper stands should be visible in the bleed hole of crimp and
 - b. no copper strands should be loose outside the crimp barrel.



Nominal Cavity Sizes

	20	16	12
H	.037 REF.	.054 REF.	.086 REF.
W	.072 REF.	.098 REF.	.154 REF.

Current Ratings

Size	Wire AWG Range	Recommended Strip Length	Maximum current Rating	Crimp Tensile Strength
20	20	.156"-.218"	7.5 amps	20 lbs.
16	16-18	.250"-.312"	13 amps	25 lbs.
16	14	.250"-.312"	13 amps	25 lbs.
12	12-14	.222"-.284"	25 amps	70 lbs.

This manual shows only the minimum required information based on general use and production conditions.

Use this manual for reference only.

Sealed Weather Pack and Metri-Pack Terminal Replacement

1



Cut off terminal between core and insulation crimp.

(Minimize wire length loss)

2



CAUTION: Do not cut strands

Strip Insulation—Refer to terminal/cable illustration below for strip length guide.

3



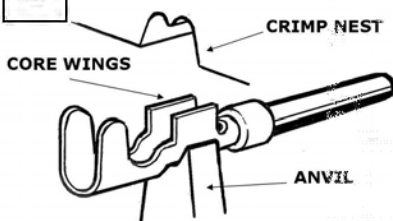
Apply correct seal per wire gauge size. Slide back seal to enable removal of insulation

4



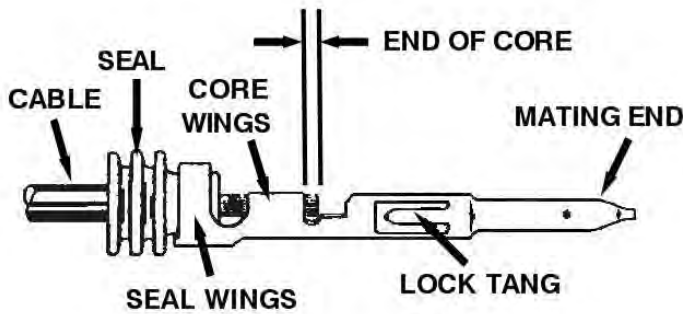
Align seal with wire insulation

5



Core wings should be crimped first. Select the appropriate tool and appropriate cavity. (See tool matrix) Lay the back of the terminal core wings on the appropriate tool anvil. Be sure the core wings are pointing towards the crimp nest.

Gently apply pressure to tool handles until crimper jaws slightly secure terminal core wings.



6 Position wire in terminal as shown.

Caution: Do not position wire too far forward because it may interfere with mating end.

Wire "end of core" strand length = $0.50\text{mm} \pm 0.25\text{ mm}$ ($3/16'' \pm 1/16''$)

Compress handles until jaws butt at the tip. Check for loose strands out of the core crimp or strands extending beyond the side plane of the terminal. Remove any loose or extending strands.

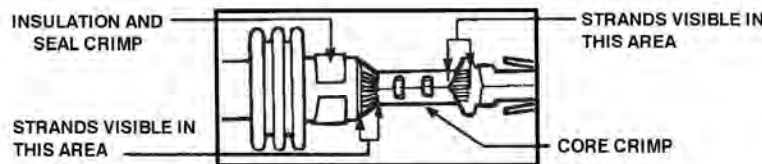
7 Lay the back of the terminal seal wings on and appropriate anvil. Be sure the seal wings are pointing towards the forming jaws. Compress handles until jaws butt at the tip.

Quality Check—Terminal Straightness

Inspect terminal for damage prior to applying solder. If terminal appears bent after crimping, it should be gently straightened by hand.

The crimped terminal must slide easily into the connector housing and not drag against the side walls.

8



Solder all terminals except .100 and .64 terminals. Soldering will destroy small terminals.

CAUTION: Use extreme care on all micro-pack and 150 metri-pack terminals. Avoid solder on interface or box areas.

Electronically check repaired terminal for continuity. Make sure terminal is replaced in correct connector cavity to assure proper indexing.

This manual shows only the minimum required information based on general use and production conditions.

Use this manual for reference only.

Standard Terminal Replacement


1



Cut off terminal between core and insulation crimp.
(Minimize wire length loss)

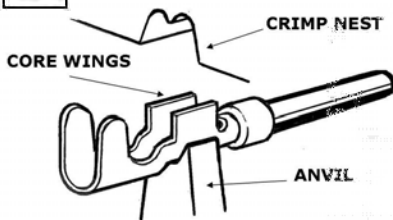
CAUTION: Do not cut strands

2



Strip Insulation—Refer to terminal/cable illustration below for strip length guide.

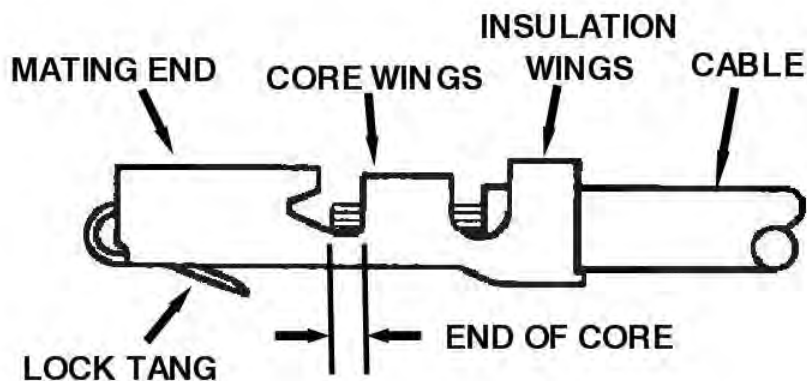
3



Core wings should be crimped first. Select the appropriate tool and appropriate cavity. (See tool matrix) Lay the back of the terminal core wings on the appropriate tool anvil. Be sure the core wings are pointing towards the crimp nest.

Gently apply pressure to tool handles until crimper jaws slightly secure terminal core wings.

4



Wire "end of core" strand length = $0.50\text{mm} \pm 0.25\text{ mm}$
($3/16'' \pm 1/16''$)

5

Position wire in terminal as shown.

Caution: Do not position wire too far forward because it may interfere with mating end.

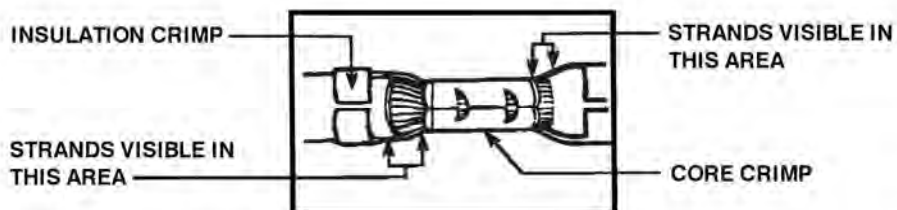
- 6 Compress handles until jaws butt at the tip. Check for loose strands out of the core crimp or stands extending beyond the side plane of the terminal. Remove any loose or extending strands.

Lay the back of the terminal insulation wings on the appropriate anvil. Be sure the insulation wings are pointing towards the forming jaws. Compress handles until jaws butt at the tip.

Quality Check—Terminal Straightness

Inspect terminal for damage prior to applying solder. If terminal appears bent after crimping, it should be gently straightened by hand.

The crimped terminal must slide easily into the connector housing and not drag against the side walls.

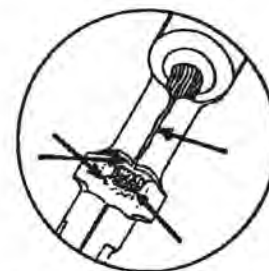


7



Solder all terminals except .100 and .64 terminals. Soldering will destroy small terminals.

CAUTION: Use extreme care on all micro-pack and 150 metri-pack terminals. Avoid solder on interface or box areas.




GOOD SOLDER APPLICATION

Electronically check repaired terminal for continuity. Make sure terminal is replaced in correct connector cavity to assure proper indexing.

This manual shows only the minimum required information based on general use and production conditions.

Use this manual for reference only.

Splicing with Splice Clips

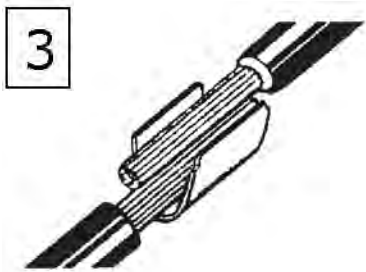


Cut off splice clip.
(Minimize wire length loss)

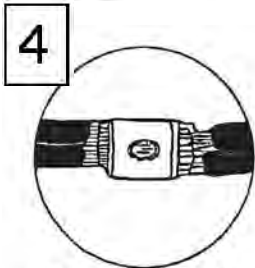


Strip insulation.
13mm (1/2") length

CAUTION: Do not cut strands



Determine proper splice clip for wire gauge.
Position clip on strips.
PREFERRED: Locate new splice 40mm (1.5") minimum from an outlet or another splice.



Hand crimp to securely close the entire clip using the proper crimper.

GOOD CLIP APPLICATION



Solder splice clip.
Electrically check splice for continuity.

Cover entire splice with splice tape.

Tape must extend onto the insulation of both sides of splice. Electronically check repaired terminal for continuity.



GOOD SOLDER APPLICATION

This manual shows only the minimum required information based on general use and production conditions.

Use this manual for reference only.

Delphi - Automotive Systems

CRIMPING MATRIX

Service Terminal Number	Description	Sargent Crimp Tool Number	Core Crimp							Insulation Crimp						
			0.35	0.5	0.8	1.0	2.0	3.0	5.0	0.35	0.5	0.8	1.0	2.0	3.0	5.0
1839906	Splice Clip - Unsealed	3104 DSCT				G	G	G								
2962516	Pin Grip female	3305 MPCT / 3104 DSCT			A	A	A	F			D	D	D	G		
2971962	56 series long male	3305 MPCT / 3104 DSCT				A	F	F				F	G	G		
2973216	59 series straight female	3305 MPCT / 3104 DSCT			C	C	F	F			B	B	F	G		
2984172	Ring Terminal - straight 6mm	3305 MPCT / 3104 DSCT				A	F	F				D	G	G		
2984375	Ring Terminal - straight 5mm	3305 MPCT / 3304 DSCT				A	F	F				D	G	G		
5297428	Splice Clip - Unsealed	3104 DSCT	F	F	F											
8905087	Pac/on I female	3305 MPCT		C	C	C	A	A			A	A	D	B	B	
8911640	Pac/on I female	3305 MPCT		C	C	C	A	A			A	A	D	D	B	
12004996	Pac/on II female	3305 MPCT		C	C	C	A	A			A	A	D	B	B	
12015858	M/P 280 series female	3305 MPCT / 3104 DSCT						F	B						G	G
12015860	M/P 480 series female	3305 MPCT		E	C	C					A	A	D			
12015869	M/P 630 series female	3305 MPCT		E	C	C					A	A	D			
12015870	M/P 630 series female	3305 MPCT				C	A						D	D		
12020116	M/P 280 series male	3305 MPCT	C	C	C	C	A			A	A	A	D	D		
12020119	M/P 480 series male	3305 MPCT		E	C	C					A	A	D			
12020120	M/P 480 series male	3305 MPCT			C	C	A					A	D	D		
12020125	M/P 630 series male	3305 MPCT		E	C	C					A	A	D			
12020126	M/P 630 series male	3305 MPCT			C	C	A					A	D	D		
12020156	M/P 630 series female pull to seat	3305 MPCT		E	C	C					A	D	D			
12020320	Pac/on I male	3305 MPCT		C	A	A	A				A	A	D	D		
12020321	Pac/on III female	3305 MPCT		C	C	C	A				A	D	D	B		
12020758	Mic/P 100 female	3306 MPCT / 3305 MPCT					C							4		
12020801	W/P female sealed	3306 MPCT / 3305 MPCT	E							1						
12033605	P/C Bow female	3305 MPCT	E	E	E					C	C	C				
12033816	Pac/on I male	3305 MPCT			C	C	A	A				D	D	D	B	
12033820	M/P 480 series male	3305 MPCT / 3104 DSCT						F	B						G	G
12033997	M/P 630 series female	3305 MPCT / 3104 DSCT					A	D	B					B	B	G
12034037	P/C Bow female	3305 MPCT		C	C	C				A	A	A				
12034046	M/P 280 series female	3305 MPCT	E	E	E	C				A	A	A	D			
12034047	M/P 280 series male	3305 MPCT	E	E	E	C				A	A	A	D			
12040502	P/C Bow female	3305 MPCT	E	E	E	E				A	A	D	D			
12040511	P/C Bow female	3305 MPCT	E	E	E	E				A	A	D	D			
12040902	Mic/P 100 male	3305 MPCT	E							C						
12045773	M/P 150 series male sealed	3306 MPCT / 3305 MPCT		E	E	2					1	1	1			
12047581	M/P 150 series male	3305 MPCT	E	E	E	E				C	C	A	A			
12047767	M/P 150 series female	3305 MPCT		E	E	E					C	A	A			
12048074	M/P 150 series female sealed	3306 MPCT / 3305 MPCT	E	E	E	2				1	1	1	1			
12048159	M/P 280 series male sealed	3306 MPCT		2	2	2					5	5	5			
12048247	Mic/P 100 female	3305 MPCT		E	E	E				A	A	A				
12048450	M/P 480 series female sealed	3306 MPCT / 3305 MPCT		E	E						1	1				
12048451	M/P 480 series female sealed	3306 MPCT / 3104 DSCT				F	F						3	3		
12052139	M/P 480 series female sealed	3306 MPCT / 3104 DSCT						F	F						3	3
12052172	M/P 480 series male sealed	3306 MPCT / 3104 DSCT							F							3
12052217	M/P 280 series female	3305 MPCT	E	E						C	C					
12052219	M/P 480 series female	3305 MPCT	E	E						C	C					

Delphi - Automotive Systems

CRIMPING MATRIX

Service Terminal Number	Description	Sargent Crimp Tool Number	Core Crimp							Insulation Crimp						
			0.35	0.5	0.8	1.0	2.0	3.0	5.0	0.35	0.5	0.8	1.0	2.0	3.0	5.0
12052221	M/P 480 series female	3104 DSCT						F							G	
12052222	M/P 630 series female	3305 MPCT	E	E						C	C					
12052224	M/P 630 series female	3104 DSCT						F							G	
12052455	M/P 630 series female sealed	3306 MPCT				2	4						5	5		
12052456	M/P 630 series female sealed	3306 MPCT / 3104 DSCT						F	F						5	5
12052457	M/P 630 series female sealed	3306 MPCT		2	2						5	5				
12052826	M/P 630 series male	3104 DSCT						F							G	
12052827	M/P 480 series male	3104 DSCT						F							G	
12064734	M/P 630 series male sealed	3306 MPCT / 3305 MPCT		E	C	C					3	3	3			
12064735	M/P 630 series male sealed	3306 MPCT / 3104 DSCT				F	4						3	3		
12064736	M/P 630 series male sealed	3306 MPCT / 3305 MPCT / 3104 DSCT						F	B						3	3
12064737	M/P 630 series male sealed	3306 MPCT / 3104 DSCT						F							5	
12064971	M/P 150 series female	3305 MPCT	E	E						C	C					
12065196	M/P 480 series male sealed	3306 MPCT / 3104 DSCT				F	4						3	3		
12065197	M/P 480 series male sealed	3306 MPCT / 3104 DSCT						F							3	
12065915	M/P 800 series female	3305 MPCT		C	C	C	A				A	A	A	D		
12066132	Midc/P 100 female sealed	3305 MPCT			E	E						E	E			
12066214	M/P 280 series female	3305 MPCT / 3104 DSCT				F							D	B		
12066269	M/P 480 series male	3305 MPCT	E	E						C	C					
12066454	M/P 630 series male	3305 MPCT	E	E						C	C					
12066493	M/P 630 series male	3305 MPCT / 3104 DSCT						F	B						G	G
12066614	M/P 630 series female pull to seat	3305 MPCT				C	A						D	B		
12066638	LP Socket sealed	3306 MPCT		2	2	2					5	5	5			
12077411	M/P 280 series female sealed	3306 MPCT	2	2	2	2				5	5	5	5			
12077413	M/P 280 series female	3306 MPCT / 3305 MPCT / 3104 DSCT						F	B						5	5
12084200	M/P 150 series female sealed	3306 MPCT / 3305 MPCT	E	E						1	1					
12084449	Mic/P 100 male	3305 MPCT		E	E	E					A	A	A			
12084586	M/P 280 series male	3305 MPCT / 3104 DSCT					F	F	B					G	G	G
12084590	M/P 630 series female	3305 MPCT / 3104 DSCT						F	B						G	G
12084595	M/P 480 series female	3305 MPCT / 3104 DSCT						F	B						G	G
12084596	M/P 630 series feamle	3306 MPCT / 3104 DSCT						G/F	G/F						3/G	3/G
12084912	Mic/P 100W female sealed	3303 64 CT / 3306 MPCT			K							2				
12084913	Mic/P 100W female sealed	3303 64 CT / 3306 MPCT	K	K	K					2	2	2				
12089040	W/P male sealed	3306 MPCT / 3305 MPCT		E	E	C					5	5	5			
12089188	W/P female sealed	3306 MPCT / 3305 MPCT		E	E	C					5	5	5			
12089290	M/P 150 series female sealed	3306 MPCT / 3305 MPCT	E	E						1	1					
12089307	W/P male sealed	3306 MPCT / 3305 MPCT	E							1						
12089340	M/P 150.1 series female	3305 MPCT		E	E	E					C	C	C			
12089507	P/C Bow female	3305 MPCT	E	E	E	E				A	A	A	A			
12092344	M/P 280 series male ACT	3305 MPCT / 3104 DSCT					A	F						D	B	
12092345	M/P 280 series male ACT	3305 MPCT		C	C	C					A	A	A			
12103114	Mic/P 100 female	3305 MPCT	E	E	E					C	C	A				
12103325	M/P 630 series female	3305 MPCT					A	A						B	B	
12103325	M/P 630 series female	3305 MPCT					A	A						B	B	
12103881	M/P 150 series female pull to seat	3305 MPCT	E	E	E	E				C	C	C	C			
12110063	M/P 480 series female	3305 MPCT / 3104 DSCT				F	A	F					D	D	B	

Delphi - Automotive Systems

CRIMPING MATRIX

Service Terminal Number	Description	Sargent Crimp Tool Number	Core Crimp							Insulation Crimp						
			0.35	0.5	0.8	1.0	2.0	3.0	5.0	0.35	0.5	0.8	1.0	2.0	3.0	5.0
12110064	M/P 480 series female	3305 MPCT / 3104 DSCT				F	A	F					D	D	B	
12110236	M/P 150 series female sealed	3305 MPCT		E	E	E					C	C	C			
12110652	M/P 280 series female Bus-bar	3305 MPCT / 3104 DSCT				F	A						D	B		
12110657	M/P 280 series female Bushbar	3305 MPCT / 3104 DSCT						F	B						G	G
12110700	M/P 800 series male sealed	3306 MPCT / 3104 DSCT							G							3
12110842	M/P 280 series female	3305 MPCT / 3104 DSCT				C	A	F	F				A	B	G	G
12110843	M/P 280 series female	3305 MPCT	E	E						C	C					
12110844	M/P 280 series female	3305 MPCT	E	E	C	C				C	A	A	A			
12110845	M/P 280 series female	3306 MPCT / 3305 MPCT / 3104 DSCT					A	F						5	5	
12110847	M/P 280 series female	3306 MPCT / 3305 MPCT			C	C						5	5			
12110853	M/P 280 series female sealed	3306 MPCT / 3305 MPCT / 3104 DSCT						F	B						5	5
12110846	M/P 280 series female	3305 MPCT	E	E						C	C					
12124075	M/P 150.2 series female	3305 MPCT		E	E	C					C	C	A			
12124304	M/P 480 series female	3305 MPCT / 3104 DSCT				F	A						D	B		
12124471	LP Socket sealed	3306 MPCT		2	2	2					3	3	3			
12124515	56 series female	3305 MPCT		C	C	C	A				D	D	D	D		
12124580	W/P female sealed	3306 MPCT				2	2	4					5	5	5	
12124581	W/P female sealed	3302 WPCT						12								SEA L
12124582	W/P male sealed	3306 MPCT				2	2	4					5	5	5	
12124587	W/P male sealed	3302 WPCT						12								SEA L
12129409	M/P 280 series female	3305 MPCT				C	A						D	B		
12129424	M/P 280 series female	3305 MPCT				C	A						D	B		
12129425	M/P 280 series female	3305 MPCT / 3104 DSCT							B							G
12129493	M/P 280 series female	3306 MPCT					4	4						5	5	
12129494	M/P 280 series female	3305 MPCT / 3104 DSCT					A	F						B	G	
12129497	M/P 280 series male	3306 MPCT / 3104 DSCT				2	2	F					5	5	5	
12129663	M/P 280 series female	3104 DSCT						F								G
12146447	Mic/P 100 female	3305 MPCT	E	E						C	C					
12146448	Mic/P 100 female	3305 MPCT			E	E						C	C			
12147451	280 Ducon female	3306 MPCT / 3305 MPCT		2	2	2	2				4	4	4	A		
12147474	630 Ducon female sealed	3306 MPCT / 3104 DSCT				G/F	G/F	G/F	G/F				3	3	3	3
12158098	280 Ducon female sealed	3306 MPCT / 3305 MPCT		E	E	C	C				1	1	1	5		
12160222	M/P 150 series female sealed	3306 MPCT / 3305 MPCT	E	E						1	1					
12160223	M/P 150 series female sealed	3306 MPCT			2	2						5	5			
12160551	Mic/P 100W male	3303 64 CT / 3306 MPCT		K	K						2	2				
12160643	M/P 280 series female	3305 MPCT / 3104 DSCT							B							G
12160644	M/P series female Bushbar	3305 MPCT / 3104 DSCT					A	F						B	G	
12160776	Micro .64 female	3305 MPCT	E	E	E					C	C	C				
12176387	M/P 280 series female sealed	3306 MPCT / 3104 DSCT							F							5
12177068	280 Mini-Timer female	3305 MPCT		E	C	C					A	A	A			
12177069	280 Mini-Timer female	3306 MPCT / 3305 MPCT				4	A	A					1	D	D	
12186456	M/P 280 series female ACT	3305 MPCT / 3104 DSCT					A	F						B	G	
12186457	M/P 280 series female ACT	3305 MPCT	E	E	C	C				C	C	A	A			
12191448	M/P 480 series female sealed	3306 MPCT / 3104 DSCT						F	F						3	3

Delphi - Automotive Systems

CRIMPING MATRIX

Service Terminal Number	Description	Sargent Crimp Tool Number	Core Crimp							Insulation Crimp						
			0.35	0.5	0.8	1.0	2.0	3.0	5.0	0.35	0.5	0.8	1.0	2.0	3.0	5.0
12191475	M/P 280 series female	3306 MPCT / 3104 DSCT				4	A	A	A				G	G	G	G
12191811	GT 150 series female	3305 MPCT	E	E						A	A					
12191812	GT 150 series female	3305 MPCT			C	C						A	A			
12191818	GT 150 series female	3306 MPCT / 3305 MPCT	E	E						1	1					
12191819	GT 150 series female	3306 MPCT / 3305 MPCT	E	E	2	2	C			A	A	A	A	D		
15304701	GT 150 series male	3305 MPCT	E	E						C	C					
15304702	GT 150 series male	3305 MPCT			C	C						A	A			
15304710	GT 280 series female	3305 MPCT	E	E						C	C					
15304711	GT 280 series female	3305 MPCT	E	E	C	C				A	A	A	A			
15304712	GT 280 series female	3305 MPCT			C	C						A	A			
15304713	GT 280 series female	3306 MPCT / 3104 DSCT					F	F							B	B
15304716	GT 280 series female sealed	3306 MPCT / 3305 MPCT		E	2	2	2				1	1	1	1		
15304717	GT 280 series female sealed	3306 MPCT / 3305 MPCT				C	4	A					1	1	1	
15304718	GT 280 series female sealed	3306 MPCT / 3305 MPCT	E	E						1	1					
15304719	GT 280 series female sealed	3306 MPCT			2	2						5	5			
15304720	GT 280 series female sealed	3306 MPCT					4	4						5	5	
15304722	GT 280 series male	3305 MPCT	E	E	E					C	C	C				
15304723	GT 280 series male	3305 MPCT			C	C						A	A			
15304724	GT 280 series male	3306 MPCT / 3305 MPCT			2	2	C	A				A	A	D	D	
15304725	GT 280 series male	3305 MPCT						A	A						B	B
15304728	GT 280 series male sealed	3306 MPCT / 3305 MPCT		E	E	2					1	1	1			
15304729	GT 280 series male sealed	3306 MPCT / 3305 MPCT				C	C	4					1	1	1	
15304730	GT 280 series male sealed	3306 MPCT / 3305 MPCT	E	E						1	1					
15304731	GT 280 series male sealed	3306 MPCT			2	2						5	5			
15304732	GT 280 series male sealed	3306 MPCT / 3305 MPCT					A	A						5	5	
15305174	Mic/P 064 female sealed	3306 MPCT / 3305 MPCT	E	E	E					1	1	1				
15305232	M/P 630 series female sealed	3306 MPCT / 3305 MPCT / 3104 DSCT						F	B						3	3
15326004	GT 280 series female sealed	3306 MPCT / 3305 MPCT						D	B						5	5
15326266	GT 150 series female sealed	3306 MPCT / 3305 MPCT	E	E						1	1					
15326268	GT 150 series male sealed	3306 MPCT / 3305 MPCT	E	E						1	1					
15326269	GT 150 series male sealed	3306 MPCT / 3305 MPCT			E	E						1	1			
15336748	M/P 800 series female sealed	3306 MPCT / 3104 DSCT							F							3
15344769	GT 630 series female	3305 MPCT / 3104 DSCT					F	F	F					B	B	G
15355438	100 040III series female	3305 MPCT	E	E						C	C					
15355486	100 040III series male	3305 MPCT	C/E	C/E						C	C					
15359541	Micro .64 female	3303 64 CT	6	6	7					J	J	J				
15392777	GT 280 series female sealed	3306 MPCT / 3305 MPCT						D	B						5	5
15394147	Micro .64 female	3305 MPCT	E							C						
15401440	Micro .64 female	3305 MPCT		E	E						C	C				
15410292	GT 630 series male	3306 MPCT / 3303 64 CT					G/F	G/F	G/F					G/1	G/F	G
15435885	Mic/P 100W female	3306 MPCT / 3303 64 CT	K	K						2	2					
15445905	Micro 100 female	3303 64 CT	J	J	K					J	J	K				
15455571	GT 630 series female sealed	3306 MPCT / 3104 DSCT					F	F	F					3	3	3
15484100	M/P 280 series female	3306 MPCT / 3305 MPCT	E	E	E	2				C	C	C	4			
15491972	GT 280 series female sealed	3306 MPCT / 3305 MPCT	E	E	E	2				5	5	5	5			
39-00-0038	130 Mini-Fit female	3303 64 CT	K	K	K					K	K	K				
39-00-0046	130 Mini-Fit female	3303 64 CT	H							H						

Delphi - Automotive Systems

CRIMPING MATRIX

Service Terminal Number	Description	Sargent Crimp Tool Number	Core Crimp							Insulation Crimp						
			0.35	0.5	0.8	1.0	2.0	3.0	5.0	0.35	0.5	0.8	1.0	2.0	3.0	5.0
39-00-0077	130 Mini-Fit female	3303 64 CT				K							K			
43030-0010	.64 Micro-Fit female	3303 64 CT	H							H						
43375-0001	280 Mini-Fit female	3305 MPCT				C							A			
44476-1111	130 Mini-Fit female	3303 64 CT	K	K	K					K	K	K				
50420-8000	150 OBD female	3303 64 CT	H							H						
60295-2	630 Faston female	3306 MPCT / 3305 MPCT	E	E	2					4	4	4				
62050-1	280 Faston female	3305 MPCT		E	C	C					A	A	A			
62336-1	280 Faston female	3306 MPCT / 3305 MPCT	E	E	E					2	2	2				
638187-2	.64 AMP female	3306 MPCT / 3305 MPCT	E							2						
638551-1	.64 AMP female	3303 64 CT	J	K	K					J	K	K				
643221-2	280 JPT female	3305 MPCT				C	C	A				A	A	D		

Yazaki - Automotive Systems

CRIMPING MATRIX

Service Terminal Number	Description	Sargent Crimp Tool Number	Core Crimp							Insulation Crimp						
			0.35	0.5	0.8	1.0	2.0	3.0	5.0	0.35	0.5	0.8	1.0	2.0	3.0	5.0
7114-1050	280 PA-type male	3305 MPCT		E	C	C					A	A	A			
7114-1170	220 type male	3305 MPCT	E							C						
7114-1238	280 S-type male	3305 MPCT	E	E						A	A					
7114-1239	280 S-type male	3305 MPCT			C	C	A					B	B	B		
7114-1257-02	130 050-type male	3306 MPCT / 3305 MPCT		E							2					
7114-1467-02	100 R-type male sealed	3305 MPCT	E	E						A	A					
7114-1468-02	100 R-type male sealed	3305 MPCT			E							A				
7114-1470	180 S-type male	3305 MPCT	E	E	E					C	C	C				
7114-1471	180 S type male sealed	3306 MPCT / 3305 MPCT	E	E	E					1	1	1				
7114-1472	180 S type male sealed	3306 MPCT / 3305 MPCT				2	C						5	5		
7114-1475	180 S-type male	3305 MPCT				E	C						A	A		
7114-1680-02	130 S-type male sealed	3305 MPCT	E	E	E					A	A	A				
7114-2875	630 M-type male	3305 MPCT / 3104 DSCT	E	E						B	G					
7114-2876	630 M-type male	3306 MPCT / 3305 MPCT / 3104 DSCT			C	C	4					B	B	G		
7114-2877	630 M-type male	3104 DSCT						F								G
7114-3250	950 L-type male	3306 MPCT / 3104 DSCT							G							3
7114-3251	950 L-type male	3306 MPCT / 3104 DSCT						F								3
7114-4020	220 090-II male	3305 MPCT	E	E						C	C					
7114-4021	220 090-II male	3306 MPCT / 3305 MPCT			E	2						A	A			
7114-4022	220 090-II male	3306 MPCT / 3305 MPCT					4							A		
7114-4025	220 090-II male sealed	3306 MPCT / 3305 MPCT	E	E						A	1					
7114-4026	220 090-II male sealed	3306 MPCT / 3305 MPCT			E	E						1	1			
7114-4027	220 090-II male sealed	3306 MPCT					2								5	
7114-4031	480 187-type male	3305 MPCT	E	E	C	C				A	A	A	A			
7114-4032	480 187-type male	3306 MPCT / 3305 MPCT					4	A						B	G	
7114-4036	480 187-type male sealed	3306 MPCT / 3305 MPCT			E	C						1	1			
7114-4037	480 187-type male sealed	3306 MPCT / 3305 MPCT					4	A						5	5	
7114-4060-02	130 050-type male sealed	3305 MPCT	E	E						C	C					
7114-4100-08	150 system male	3305 MPCT	E	E						C	C					
7114-410-02	280 system male	3305 MPCT	E	E						C	C					

Yazaki - Automotive Systems

CRIMPING MATRIX

Service Terminal Number	Description	Sargent Crimp Tool Number	Core Crimp							Insulation Crimp						
			0.35	0.5	0.8	1.0	2.0	3.0	5.0	0.35	0.5	0.8	1.0	2.0	3.0	5.0
7114-4101-08	150 system male	3305 MPCT			E	C	C					A	A	A		
7114-4101-08	150 system male sealed	3306 MPCT / 3305 MPCT	E	E						1	1					
7114-4103-08	150 system male sealed	3306 MPCT / 3305 MPCT			E	E	C					1	1	1		
7114-411-02	280 system male	3305 MPCT			E	C						A	A			
7114-4112-02	280 system male	3305 MPCT				C	C							D	D	
7114-4120-02	630 system male	3305 MPCT		E	E	E					A	B	B			
7114-4121-02	630 system male	3305 MPCT					C							B		
7114-4122-02	630 system male	3305 MPCT / 3104 DSCT						A	D						B	G
7114-4140-02	630 system male sealed	3306 MPCT / 3305 MPCT		E	E	C					5	5	5			
7114-4141-02	630 system male sealed	3306 MPCT					4							3		
7114-4142-02	630 system male sealed	3306 MPCT / 3305 MPCT						A	D						3	3
7114-4150-02	280 system male sealed	3306 MPCT / 3305 MPCT	E	E						1	1					
7114-4151-02	280 system male sealed	3306 MPCT / 3305 MPCT			E	C						1	1			
7114-4152-02	280 system male sealed	3306 MPCT / 3305 MPCT					2	A						5	5	
7114-4231-08	.64 040-III type male	3305 MPCT / 3303 64 CT	K	E						K	C					
7114-4720-08	.64 system male	3303 64 CT	J	J						J	J					
7114-4721-02	.64 system male	3303 64 CT			J	K						J	K			
7114-6041	800 312-type male	3305 MPCT					A	A						B	B	
7114-6042	800 312-type male	3305 MPCT							B							C
7114-6046	800 312-type male sealed	3306 MPCT / 3305 MPCT					A	A						5	5	
7114-6047	800 312-type male sealed	3306 MPCT / 3305 MPCT							B							3
7116-1180	220 type female	3305 MPCT	E	E						C	C					
7116-1181	220 type female	3306 MPCT / 3305 MPCT			E	E						C	4			
7116-1257-02	130 050-type female	3306 MPCT / 3305 MPCT	E	E						2	2					
7116-1261	100 SPII series female	3303 64 CT	J	K						J	K					
7116-1342	280 S-type female	3305 MPCT	E	E						A	A					
7116-1343	280 S-type female	3305 MPCT			C	C	C					B	B	B		
7116-1420	220 090-II female sealed	3306 MPCT / 3305 MPCT	E	E						1	1					
7116-1470	180 Y-type female	3305 MPCT	E	E	E					C	C	C				
7116-1471	180 S-type femael sealed	3306 MPCT / 3305 MPCT	E	E	E					1	1	1				
7116-1472	180 S-type female sealed	3306 MPCT / 3305 MPCT				2	C						5	5		
7116-1473	180 S-type female	3305 MPCT	E	E	E					C	C	C				
7116-1474	180 S-type female	3305 MPCT				E	C						A	A		
7116-1531	220 E Type female sealed	3306 MPCT / 3305 MPCT				E	C						1	1		
7116-1557-08	280 D-type female sealed	3306 MPCT / 3305 MPCT		E	E						1	1				
7116-1558-08	280 D-type female sealed	3306 MPCT / 3305 MPCT				C	C						1	1		
7116-1680-02	130 S-type female sealed	3305 MPCT	E	E	E					A	A	A				
7116-1767-08	130 R-type female sealed	3305 MPCT	E	E						A	A					
7116-1768-08	130 R-type female sealed	3305 MPCT			E							A				
7116-2090	630 CN-type female	3305 MPCT			C	C	C					B	B	B		
7116-2092	630 CN-type female	3305 MPCT / 3104 DSCT						A								G
7116-2095	630 CN-type female	3305 MPCT	C	C						B	B					
7116-2640	630 CN-type female	3305 MPCT	C	C						B	B					
7116-2640-02	630 CN-type female	3305 MPCT	C	C						B	B					
7116-2641	630 CN-type female	3305 MPCT			C	C	C					B	B	B		
7116-2641-02	630 CN-type female	3305 MPCT			C	C	C					B	B	B		
7116-2642	630 CN-type female	3305 MPCT / 3104 DSCT						A								G
7116-2642-02	630 CN-type female	3305 MPCT / 3104 DSCT						A								G

Yazaki - Automotive Systems

CRIMPING MATRIX

Service Terminal Number	Description	Sargent Crimp Tool Number	Core Crimp							Insulation Crimp						
			0.35	0.5	0.8	1.0	2.0	3.0	5.0	0.35	0.5	0.8	1.0	2.0	3.0	5.0
7116-2875	630 M-type female	3305 MPCT / 3104 DSCT	E	E						B	G					
7116-2876	630 M-type female	3306 MPCT / 3305 MPCT / 3104 DSCT			C	C	4					B	B	G		
7116-2877	630 M-type female	3104 DSCT						F							G	
7116-3250	950 L-type female	3306 MPCT / 3104 DSCT							G							3
7116-3251	950 L-type female	3306 MPCT / 3104 DSCT						F								3
7116-3252	950 L-type female	3306 MPCT / 3305 MPCT					E							3		
7116-3703-02	.64 Kaizen female sealed	3303 64 CT	6	6						J	J					
7116-4020	220 090-II female	3305 MPCT	E	E						C	C					
7116-4021	220 090-II female	3306 MPCT / 3305 MPCT			E	2						A	A			
7116-4022	220 090-II female	3306 MPCT / 3305 MPCT					4								A	
7116-4025	220 090-II female sealed	3306 MPCT / 3305 MPCT	E	E						A	1					
7116-4026	220 090-II female sealed	3306 MPCT / 3305 MPCT			E	E						1	1			
7116-4027	220 090-II female sealed	3306 MPCT					2								5	
7116-4031	480 187-type female	3305 MPCT	E	E	C	C				A	A	A	A			
7116-4032	480 187-type female	3306 MPCT / 3305 MPCT / 3104 DSCT					4	A							B	G
7116-4035	480 187-type female	3306 MPCT / 3305 MPCT		E	E						B	1				
7116-4036	480 187-type female	3306 MPCT / 3305 MPCT			E	C						1	1			
7116-4037	480 187-type female	3306 MPCT / 3305 MPCT					4	A							5	5
7116-4060-02	130 050-type female sealed	3305 MPCT	E	E						C	C					
7116-4100-08	150 system female	3305 MPCT	E	E						C	C					
7116-4101-08	150 system female	3305 MPCT			E	E	C					A	A	A		
7116-4102-08	150 system female sealed	3306 MPCT / 3305 MPCT	E	E						1	1					
7116-4103-08	150 system female sealed	3306 MPCT / 3305 MPCT			E	E						1	1			
7116-4110-02	280 system female	3305 MPCT	E	E						C	C					
7116-4111-02	280 system female	3305 MPCT			E	C						A	A			
7116-4112-02	280 YESC female	3305 MPCT				C	C						D	D		
7116-4120-02	630 system female	3305 MPCT		E	E	E					A	B	B			
7116-4121-02	630 system female	3305 MPCT					C								B	
7116-4122-02	630 system female	3305 MPCT / 3104 DSCT						A	D						B	G
7116-4140-02	630 system female sealed	3306 MPCT / 3305 MPCT		E	E	C					5	5	5			
7116-4141-02	630 system female sealed	3306 MPCT					4								3	
7116-4142-02	630 system female	3306 MPCT / 3305 MPCT						A	D						3	3
7116-4150-02	280 system female sealed	3306 MPCT / 3305 MPCT	E	E						1	1					
7116-4151-02	280 system female sealed	3306 MPCT / 3305 MPCT			E	C						1	1			
7116-4152-02	280 system female sealed	3306 MPCT / 3305 MPCT					2	A							5	5
7116-4231-08	.64 040-II type female	3305 MPCT / 3303 64 CT	K	E						K	C					
7116-4618-02	.64 Kaizen female	3303 64 CT	6	6						H	H					
7116-4720-02	.64 YESC female	3303 64 CT	H	J						H	J					
7116-4721-02	.64 system female	3303 64 CT			J	K						J	K			
7116-6041	800 312-type female	3305 MPCT					A	A							B	B
7116-6042	800 312-type female	3305 MPCT							B							C
7116-6046	800 312-type female sealed	3306 MPCT / 3305 MPCT					A	A							5	5
7116-6047	800 312-type female sealed	3306 MPCT / 3305 MPCT							B							3
770520-1	100 AMPSEAL round female	3305 MPCT		E	E	E					A	A	A			
770903-1	100 Mini UMNL male	3303 64 CT	J							J						
770904-1	100 Mini UMNL round female	3306 MPCT / 3305 MPCT / 3303 64 CT	E	E	K					2	2	K				
771016-HK200	280 series female	3305 MPCT / 3304 DSCT						D	D						G	G

Yazaki - Automotive Systems

CRIMPING MATRIX

Service Terminal Number	Description	Sargent Crimp Tool Number	Core Crimp							Insulation Crimp						
			0.35	0.5	0.8	1.0	2.0	3.0	5.0	0.35	0.5	0.8	1.0	2.0	3.0	5.0
771116-HK200	280 series female	3104 DSCT						F	F						G	G
771316-HK200	280 series female	3305 MPCT				A	A					B	B			
771416-HK200	280 series female	3305 MPCT				A	A					D	D			
771716-HK200	280 series female	3305 MPCT		C	C						A	A				
771816-HK200	280 series female	3305 MPCT		C	C						A	A				
772216-HK200	280 series female	3305 MPCT	E	E						C	C					
776001-1	150 AMP female	3305 MPCT	E	E	E					C	C	C				
776491-1	150 round female	3306 MPCT 3305 MPCT			2	A	C									
8100-0460	150 TS series female sealed	3306 MPCT / 3305 MPCT	E	E						1	1					
8100-0461	150 TS series female sealed	3306 MPCT / 3305 MPCT		E	E	2					1	1	1			
8100-0468	480 TS series female sealed	3306 MPCT / 3104 DSCT					F	F						5	5	
8100-0544	130 TS series female	3303 64 CT	J	J						J	J					
8100-0594	150 TS series female sealed	3306 MPCT / 3305 MPCT		E	E	2					1	1	1			
8100-1466	.64 DL series female sealed	3303 64 CT	7	8						7	8					
8100-1467	.64 DL series female sealed	3303 64 CT			8	8						8	8			
8100-1710	100 DL series female	3305 MPCT		E	E						C	C				
8100-2493	800 TS series female	3305 MPCT / 3104 DSCT					A	F						B	B	
8100-2512	100 DL series male	3306 MPCT / 3305 MPCT	E	E						2	2					
8100-2922	.64 BS female	3303 64 CT	H	J						H	J					
8100-2923	.64 BS female	3303 64 CT			K							K				
8100-3426	.64 US series female (gold)	3303 64 CT	J							J						
8100-3427	.64 US series female (gold)	3303 64 CT	7	8						7	8					
8100-4339	150 female	3305 MPCT	E	E						C	C					
8100-443	280 US series female	3306 MPCT / 3305 MPCT	E	E	2					A	A	A				
8100-4444	280 US series female	3306 MPCT / 3305 MPCT		E	2	2	C				A	A	A	D		
8100-445	280 US series female	3306 MPCT / 3305 MPCT / 3104 DSCT					4	F	F					4	D	D
8230-4040	630 HM series male	3305 MPCT		C	C	C	A				A	D	B	B		
8230-4282	150 MT series male	3305 MPCT		E	E	E	C				A	A	A	A		
8230-4492	220 TS series male	3303 64 CT	J	J						J	J					
8230-4502	220 SL series male	3305 MPCT		A	A	A					A	A	A			
8240-0127	150 US series female	3305 MPCT	E	E	C					C	C	A				
8240-0128	150 US series female	3305 MPCT	E	E	C					C	C	A				
8240-4140	630 HM series female	3305 MPCT		C	C	C	A				A	D	B	B		
8240-4412	150 MT series female	3305 MPCT	E	E						C	C					
8240-4422	150 MT series female	3305 MPCT		E	E	E	C				A	A	A	A		
8240-4652	150 MT series female	3306 MPCT				2	2						4	4		
8240-4862	220 HX series female sealed	3306 MPCT / 3305 MPCT		E							1					
8240-4882	220 TS series female	3305 MPCT	E	E						C	C					
8240-4892	220 TS series female	3306 MPCT / 3305 MPCT		E	E						C	C	4			
8240-4942	220 TS series female	3306 MPCT				2								1		
8240-4992	220 DL series female sealed	3306 MPCT / 3305 MPCT			E	E						1	1			
927837-1	480 SPT female	3305 MPCT					C	A						A	D	
927837-7	480 SPT female	3305 MPCT				C	A						A	D		
927852-8	630 Posi-Lock female	3306 MPCT / 3305 MPCT		2	2	C					A	A	A			
928999-5	.64 MQS femalse	3303 64 CT	H	J	K					H	J	K				
962885-5	.64 MQS female sealed	3303 64 CT	6	6	7					6	6	7				
962928-1	950 MPT female	3305 MPCT / 3104 DSCT					B	B						G	G	
962943-5	160 Micro-Timer female	3305 MPCT		E	E	E					A	A	A			
963898-3	150 MCP male	3305 MPCT	E	E						C	C					

Yazaki - Automotive Systems

CRIMPING MATRIX

Service Terminal Number	Description	Sargent Crimp Tool Number	Core Crimp							Insulation Crimp						
			0.35	0.5	0.8	1.0	2.0	3.0	5.0	0.35	0.5	0.8	1.0	2.0	3.0	5.0
964274-2	160 Micro-Timer female sealed	3305 MPCT		E	E	E					1	1	1			
964280-2	280 JPT female	3306 MPCT / 3305 MPCT	E	E						2	C					
964328-1	480 SPT female	3306 MPCT / 3305 MPCT						4	4						B	B
968072-2	480 PQ female	3306 MPCT / 3305 MPCT				C	C	A					4	1	5	
968074-5	280 MPQ female sealed	3306 MPCT / 3305 MPCT	E	E	2	2				C	C	4	4			
968075-5	280 MPQ female sealed	3306 MPCT / 3305 MPCT					2	A						4	B	
968121-2	480 PQ female sealed	3306 MPCT / 3305 MPCT				C	C						5	5		
968122-2	480 PQ female sealed	3306 MPCT						4								5
IL-AG5-C1-5000	.64 female	3303 64 CT	K	J						K	J					
IL-AG5-PC1-5000	.64 male	3303 64 CT	K	J						K	J					
JW-1630-2	630 Faston female	3306 MPCT					2						4			
PG-1209-31	250 round female	3306 MPCT / 3305 MPCT						A							1	
PG-1809-2	250 round female	3305 MPCT			E							A				
SHCM-A03T-P025	.64 female	3303 64 CT	J	J						J	J					
SHCMW-A03T-040	100 male	3303 64 CT	J	J						J	J					
SNAC3-A021T-M0.64	.64 female	3303 64 CT	J	J						J	J					
SNAC3-A031T-M0.64	.64 female	3303 64 CT		J	J						J	J				
SNAC-A03T-M040	100 female	3303 64 CT	J	J						J	J					
SNAC-A061T-M2.8	280 female	3305 MPCT		E	E	C				A	A	A				
SNAC-A081T-M2.8	280 female	3305 MPCT					A	A						D	D	
SNAC-A091T-M2.8	280 female	3305 MPCT							C							B
SVH-21T-P1.1	220 female	3306 MPCT / 3305 MPCT	E	E	E					2	2	C				
2 2124 472200	450 LKS round female sealed	3306 MPCT / 3305 MPCT	E	E	E					1	1	1				
2 2124 472970	280 SLK female sealed	3306 MPCT / 3305 MPCT					4/C							1		
2 2124 614200	100 MLK female	3303 64 CT			K							K				
2-1411578-2	.64 ELO female sealed	3303 64 CT	7	7						7	7					
4-964273-1	280 JPT female sealed	3306 MPCT / 3305 MPCT				E	C	C					1	5	5	
4-964274-1	160 Micro-Timer female sealed	3305 MPCT		E	C	C					A	A	A			
4-964286-1	280 JPT female sealed	3306 MPCT / 3305 MPCT	E	E	E	E				1	1	1	1			
4-965999-1	280 JPT female	3306 MPCT / 3305 MPCT				C	4						A	A		
4-969005-1	160 Micro-Timer female sealed	3306 MPCT / 3305 MPCT	E	E						1	1					

**Sumitomo
Automotive Systems**

CRIMPING MATRIX

Service Terminal Number	Description	Sargent Crimp Tool Number	Core Crimp							Insulation Crimp						
			0.35	0.5	0.8	1.0	2.0	3.0	5.0	0.35	0.5	0.8	1.0	2.0	3.0	5.0
54001002	280 APEX female	3303 64 CT							6							6
54001004	630 APEX female	3306 MPCT / 3305 MPCT							D							1
54001202	280 APEX female	3306 MPCT / 3305 MPCT						2							D	
54001400	280 Apex female	3306 MPCT / 3305 MPCT					2							D		
54001401	280 APEX male	3306 MPCT					2							4		
54001404	280 APEX female	3306 MPCT					2							4		
54001800	2800 APEX female	3306 MPCT			2								4			
54001801	280 APEX male	3306 MPCT			2								4			
54001802	280 APEX female	3306 MPCT			2								4			
54001807	280 APEX female	3306 MPCT			2								4			

AFL - Automotive Systems

CRIMPING MATRIX

Service Terminal Number	Description	Sargent Crimp Tool Number	Core Crimp							Insulation Crimp							
			0.35	0.5	0.8	1.0	2.0	3.0	5.0	0.35	0.5	0.8	1.0	2.0	3.0	5.0	
60000511	150 DCS II female	3305 MPCT	E								C						
60000611	150 DCS II female sealed	3303 64 CT	8								8						
60000631	150 DCS II female sealed	3306 MPCT			2							1					
60000641	150 DCS II female sealed	3306 MPCT					2							5			
60012811	280 DCS II female	3306 MPCT / 3305 MPCT	C								4						
60012911	280 DCS II female	3303 64 CT	8								8						
60012931	280 DCS II female sealed	3306 MPCT / 3305 MPCT				C							1				
60012941	280 DCS II female sealed	3306 MPCT					4							5			
60040431	480 DCS II female sealed	3306 MPCT / 3305 MPCT				C							1				
60040441	480 DCS II female sealed	3306 MPCT					4							5			
60040451	480 DCS II female sealed	3306 MPCT / 3305 MPCT							A							3	
60040461	480 DCS II female sealed	3306 MPCT / 3305 MPCT								D							3

Lear - Automotive Systems

CRIMPING MATRIX

Service Terminal Number	Description	Sargent Crimp Tool Number	Core Crimp							Insulation Crimp							
			0.35	0.5	0.8	1.0	2.0	3.0	5.0	0.35	0.5	0.8	1.0	2.0	3.0	5.0	
1928498059	280 BDK female sealed	3306 MPCT / 3305 MPCT					C	C						5	5		
1928498060	280 BSK female sealed	3306 MPCT / 3305 MPCT		E	E	E					1	1	1				
1928498061	280 BSK female sealed	3306MPCT / 3305 MPCT					C	C						5	5		
1928498062	280 BSK gold female sealed	3306 MPCT / 3305 MPCT		E	E	E					1	1	1				
1928498063	280 BSK gold female sealed	3306 MPCT / 3305 MPCT					C	C						5	5		
08-50-0115	280 KK female	3305 MPCT	E	E	E						C	C	C				
0-963720-3	.64 Modu female	3303 64 CT	J	J							J	J					
104479-9	.64 Modu female	3303 64 CT	H	J							H	J					
1123343-2	.64 MLC female	3303 64 CT	J	K							J	K					
1241374-1	150 MCP female	3306 MPCT / 3305 MPCT		E	E	2						2	C	C			
1241380-2	150 MCP female	3306 MPCT / 3305 MPCT		E	E	2						2	2	4			
1241388-1	280 MCP female	3306 MPCT / 3305 MPCT		E	E	2						C	C	4			
1241390-1	280 MCP female	3305 MPCT / 3104 DSCT				C	C	F						A	D	D	
1241406-1	630 MCP female	3306 MPCT / 3104 DSCT						F	F							G	1
1326029-1	280 male	3305 MPCT	E								C						
1326029-8	280 male	3306 MPCT / 3305 MPCT				A	A	4	B					4	4	D	
1326030-6	280 female	3306 MPCT / 3305 MPCT	E	E	E						C	2	C				
1326030-8	280 female	3306 MPCT / 3305 MPCT				A	A	4	B					4	4	D	1
1393364-2	.64 GET female	3303 64 CT	K	K	K						K	K	K				
1396665-2	.64 GET female	3303 64 CT	K	K	K						K	K	K				
1411553-1	.64 ELO female	3306 MPCT / 3305 MPCT	E	E	E						C	C	2				
1411558-2	.64 ELO female	3303 64 CT	J	J	K						J	J	K				
1411560-2	.64 ELO female	3305 MPCT	E	E	E						C	C	C				
1411590-1	280 ELO female	3305 MPCT	E	E							C	C					
1411593-1	280 ELO female sealed	3306 MPCT / 3305 MPCT			E	E							1	1			
1438232-4	180 female	3306 MPCT / 3305 MPCT	E								2						
144969-1	.64 MQS female	3306 MPCT / 3305 MPCT	E	E							2	2					
1456350-1	100 female	3306 MPCT / 3305 MPCT		E	E							2	2				
1488220-1	64 AMP male	3303 64 CT	J	K	K						J	K	K				
1500-0110	220 MT series sealed female	3306 MPCT / 3305 MPCT		E	E	E						1	1	1			
154717-3	630 Posi-Lock female	3305 MPCT					A	A							B	B	

Lear - Automotive Systems

CRIMPING MATRIX

Service Terminal Number	Description	Sargent Crimp Tool Number	Core Crimp							Insulation Crimp						
			0.35	0.5	0.8	1.0	2.0	3.0	5.0	0.35	0.5	0.8	1.0	2.0	3.0	5.0
154718-3	630 Posi-Lock female	3305 MPCT			C	C	C					D	D	D		
16-02-1110	.64 SL female	3303 64 CT	H							H						
160366-2	280 Faston female	3306 MPCT / 3305 MPCT	E	E						2	2					
170089-1	630 Faston female	3305 MPCT						A	A						D	
170258-1	630 Faston female	3305 MPCT						A	A						D	B
170325-1	480 Posi-Lock female	3306 MPCT / 3305 MPCT	E	E	2	2				A	A	A	A			
171631-2	180 Econoseal male sealed	3305 MPCT	E	E						D	D					
171661-5	180 Econoseal male sealed	3306 MPCT / 3305 MPCT		E	E	2					D	D	1			
172773-1	180 Multi-Lock female	3306 MPCT / 3305 MPCT		C	C	C	A				A	4	D	D		
173630-7	180 Multi-Lock female	3306 MPCT / 3305 MPCT	E	E	E	E				4	4	A	A			
173633-3	180 Multi-lock male	3306 MPCT / 3305 MPCT	E	E	E	2				4	4	A	A			
173681-2	100 MLC female	3306 MPCT / 3305 MPCT	E	E						4	4					
173716-1	100 MLC female	3306 MPCT / 3305 MPCT	E	E						4	4					
175266-5	100 MLC female	3306 MPCT / 3505 MPCT / 3303 64 CT	J	K	K	E				J	K	K	4			
180351-2	630 Faston female	3305 MPCT / 3104 DSCT						D	D						D	G
184030-1	180 Econoseal female sealed	3306 MPCT / 3305 MPCT		E	E	2	C				D	D	1	1		
184095-1	180 Econoseal female sealed	3306 MPCT / 3305 MPCT	E	E	E	2				D	D	D	1			
1-962915-3	280 JPT male sealed	3306 MPCT / 3305 MPCT		E	E	E					1	1	1			
1-968857-3	280 MCP female sealed	3306 MPCT / 3305 MPCT					C	C						1	5	
1-968859-3	280 MCP female sealed	3306 MPCT / 3305 MPCT							A							3
280756-4	950 Faston female	3306 MPCT / 3104 DSCT							F							5
282224-1	180 female sealed	3305 MPCT	E	E						D	D					
282225-1	180 Econoseal female sealed	3306 MPCT / 3305 MPCT				2	C						1	1		
2-927835-2	480 SPT female sealed	3306 MPCT / 3305 MPCT				C	A	4					3	3	3	
2-964280-1	280 JPT female	3306 MPCT / 3305 MPCT	E	E						2	2					
2-964284-1	280 JPT female	3305 MPCT		E	E	E					A	A	A			
2-968037-4	480 SPT female sealed	3306 MPCT / 3104 DSCT							F							3
33001-1004	150 MX female	3306 MPCT / 3305 MPCT		E	2						C	C				
33001-1005	150 MX female	3306 MPCT / 3305 MPCT	2/E							2						
33012-1002	150 MX female	3306 MPCT / 3305 MPCT		E	2						C	C				
33012-1003	150 MX female	3306 MPCT / 3305 MPCT	2/E							2						
33088-0007	150 Micro round female	3305 MPCT	E							C						
33088-0013	150 Micro round female	3305 MPCT			C							A				
33093-0005	150 Micro round male	3305 MPCT			C							A				
33093-0007	150 Micro round male	3305 MPCT	E							C						
33093-0009	150 Micro round male	3305 MPCT		E	E						C	C				
33116-0003	280 Micro round male	3305 MPCT					C							A		
33118-0005	280 Micro round female	3305 MPCT					C							A		
3311-9-0004	150 female	3305 MPCT			E							C				
33467-0003	.64 MX female	3303 64 CT	H							H						
33467-0005	.64 MX female	3303 64 CT		J	K						J	K				
33468-0001	.64 MX female	3303 64 CT	H							H						
33468-0003	.64 MX female	3303 64 CT		J	K						J	K				
344070-1	630 female sealed	3306 MPCT / 3305 MPCT		E	2	2					B	B	B			

Oetiker Tool Corp.

30 East Industrial Rd.

Branford, CT 06405 USA

Phone +01 203 488 8665

Fax +01 203 488 6497

Email orders.us.branford@oetiker

www.sargenttools.com

www.oetiker.com



Connecting Technology