

Terminal Blocks - T series

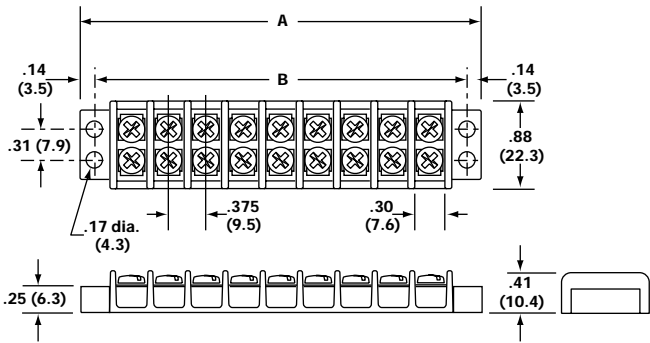
Heavy-duty , corrosion-resistant screws, surface plates and optional hardware
 Accessory hardware provides a variety of termination options.
 Available cover helps prevent contact with live terminals

Order Codes:

Series	Poles	Screw Options	Marking	Cover	Hardware Options
TU1	02 to 22	Blank - steel phillslot, zinc plated 00 - screws shipped bulk B - brass phillslot, nickel plated BS - brass Sems phillslot, nickel plated SP - steel Sems phillslot, zinc plated P - steel Sems (P-style) ST - stainless steel, phillslot STR - stainless steel, phillips (recess)	L1 to L9	C	Q1 to Q9 - quick connects J1 to J9 - jumper

TU100/TG100 Series Terminal Strips 15A/300V

- 9.5mm center spacing
- Accepts wire sizes from 22 through 14 AWG Cu
- #6-32 phillslot, zinc-plated steel terminal screws (Recommended torque: 9 in. - lb.)
- Molded of materials maximum temperature rating
 TG: thermoplastic (UL Rated 94V-0) 130 C
 TU: Phenolic 150 C

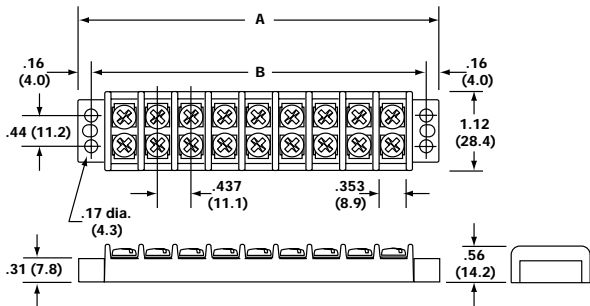


Poles	A	B	Cat. No.	Poles	A	B	Cat. No.
02	1.40	1.12	TU/TG102	13	5.53	5.25	TU113
03	1.78	1.50	TU103	14	5.90	5.62	TU/TG114
04	2.16	1.88	TU/TG104	15	6.28	6.00	TU115
05	2.53	2.25	TU105	16	6.66	6.38	TU/TG116
06	2.90	2.62	TU/TG106	17	7.03	6.75	TU117
07	3.28	3.00	TU107	18	7.40	7.12	TU/TG118
08	3.66	3.38	TU/TG108	19	7.78	7.50	TU119
09	4.03	3.75	TU109	20	8.16	7.88	TU/TG120
10	4.40	4.12	TU/TG110	21	8.53	8.25	TU121
11	4.78	4.50	TU111	22	8.90	8.62	TU/TG122
12	5.16	4.88	TU/TG112				

* Dimensions in inches. To convert to millimeters, multiply by 25.4.

TU200/TG200 Series Terminal Blocks 20A/300V

- 11.1mm center spacing
- Accepts wire sizes from 22 through 12 AWG Cu
- #6-32 phillslot, zinc-plated steel terminal screws (Recommended torque: 9 in. - lb.)
- Molded of materials maximum temperature rating
 TG: thermoplastic (UL Rated 94V-0) 130 C
 TU: Phenolic 150 C



Poles	A	B	Cat. No.	Poles	A	B	Cat. No.
02	1.63	1.31	TU/TG202	13	6.44	6.12	TU213
03	2.07	1.75	TU203	14	6.87	6.56	TU/TG214
04	2.51	2.18	TU/TG204	15	7.31	7.00	TU215
05	2.94	2.62	TU205	16	7.75	7.43	TU/TG216
06	3.38	3.06	TU/TG206	17	8.19	7.87	TU217
07	3.82	3.50	TU207	18	8.62	8.31	TU/TG218
08	4.25	3.93	TU/TG208	19	9.06	8.75	TU219
09	4.69	4.37	TU209	20	9.50	9.18	TU/TG220
10	5.13	4.81	TU/TG210	21	9.94	9.62	TU221
11	5.57	5.25	TU211	22	10.37	10.06	TU/TG222
12	6.00	5.68	TU/TG212				

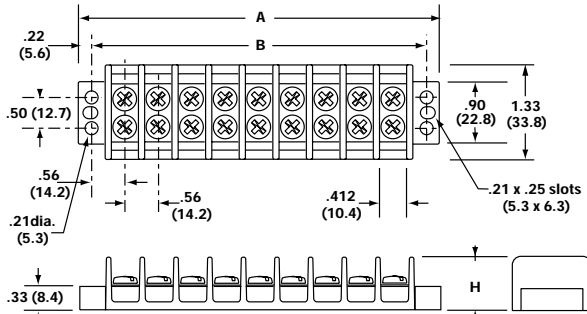
* Dimensions in inches. To convert to millimeters, multiply by 25.4.

TU300 (30A/300V)/ TG300 (30A/600V) Series Terminal Strips



- 14.2mm center spacing
- Accepts wire sizes from 22 through 10 AWG Cu
- #8-32 philslot, zinc-plated steel terminal screws (Recommended torque: 16 in. - lb.)
- Molded of materials maximum temperature rating
 TG: thermoplastic (UL Rated 94V-0) 130 C
 TU: Phenolic 150 C

Inches (mm)

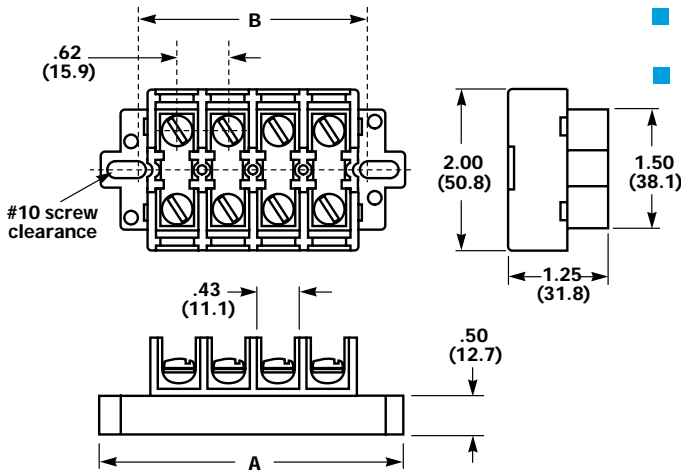


Poles	A	B	Cat. No.	Poles	A	B	Cat. No.
02	2.13	1.69	TU/TG302	13	8.31	7.87	TU313
03	2.69	2.25	TU303	14	8.87	8.44	TU/TG314
04	3.25	2.81	TU/TG304	15	9.43	9.00	TU315
05	3.81	3.37	TU305	16	9.99	9.56	TU/TG316
06	4.37	3.94	TU/TG306	17	10.56	10.12	TU317
07	4.94	4.50	TU307	18	11.12	10.68	TU/TG318
08	5.50	5.06	TU/TG308	19	11.68	11.25	TU319
09	6.06	5.62	TU309	20	12.24	11.81	TU/TG320
10	6.62	6.19	TU/TG310	21	12.80	12.37	TU321
11	7.18	6.75	TU311	22	13.37	12.93	TU/TG322
12	7.75	7.31	TU/TG312				

* Dimensions in inches. To convert to millimeters, multiply by 25.4.

* For TU-2XX: H = 0.69 inch (17.5mm)
 For TG-2XX: H = 0.81 inch (20.5mm)

TG600 Series Terminal Blocks 60A/600V



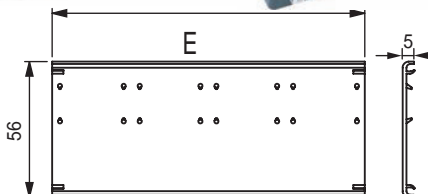
- 15.88mm center spacing
- Accepts wire sizes from 22 through 6 AWG Cu
- #10-32 philslot, zinc-plated steel terminal screws (Recommended torque: 20 in. - lb.)
- Molded of materials maximum temperature rating 105 C thermoplastic (UL Rated 94V-0)

Poles	A	B	Cat. No.
02	2.50	1.62	TG602
04	3.75	2.87	TG604
06	5.00	4.12	TG606
08	6.25	5.37	TG608
10	7.50	6.62	TG610
12	8.75	7.87	TG612

* Dimensions in inches. To convert to millimeters, multiply by 25.4.
 * 60A rating achieved with #6 copper wire crimped to ring terminal.

Accessories

Covers



- Helps prevent contact with live terminals

No. of Circuits	For Use With Terminal Strip Series			
	TG-100 Clear Cat. No.	TG-200 Clear Cat. No.	TG-300 Clear Cat. No.	TG-600 Clear Cat. No.
2	TG1C2	TG2C2	TG3C2	—
4	TG1C4	TG2C4	TG3C4	TG6C4
6	TG1C6	TG2C6	TG3C6	TG6C6
8	TG1C8	TG2C8	TG3C8	TG6C8
10	TG1C10	TG2C10	TG3C10	TG6C10
12	TG1C12	TG2C12	TG3C12	TG6C12

Terminal Block

Accessories

Quick Connects




Allows fast, flexible circuit changes

For Use With			
Terminal Strip Series	Tab Size (Inches)	Flat - Non Cat. No.	Flat - Flat Cat. No.
TG100	.187 x .020	TG1Q1	TG1Q2
TG200 TG300	.250 x .031	TG3Q1	TG3Q2

Jumpers

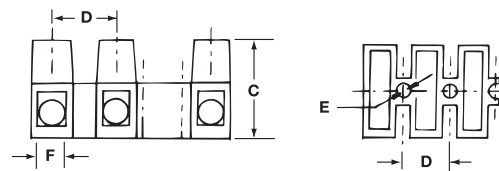
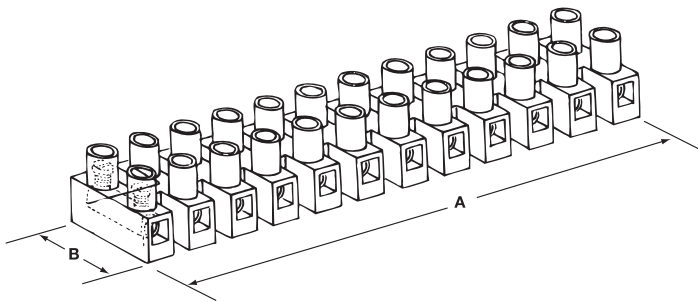
■ Provides easy connection of multiple circuits



For Use With Terminal Strip Series	Center Spacing (Inches)	Flat Slip-on Cat. No.	Over Barrier Slip-on Cat. No.	Flat 12-Circuit Cat. No.
TG100	.375	TG1J2	TG1J1	—
TG200	.437	TG2J2	TG2J1	—
TG300	.562	TG3J2	TG3J1	—
TG600	.625			TG6J6

TH Series Terminal Block

- Modular 12-circuit design can be cut into smaller sections, or stacked end-to-end
- Rugged nylon construction, UL 94V2
- Insulation Material temperature rating 105°C (221°F)



Electrical Ratings	Wire Range (AWG)	No. of Circuits	Torque in.-lb.	Dimensions (Inches)						Dimensions (mm)						Cat. No.
				A	B	C	D	E	F*	A	B	C	D	E	F**	
20A/300V	22 - 18	12	3.5	3.787	0.669	0.570	0.315	0.114	0.110	96.2	17.0	14.5	8.0	2.9	2.8	TH-1012
30A/300V	22 - 14	12	4.4	4.626	0.795	0.670	0.394	0.142	0.134	117.0	20.2	17.0	10.0	3.6	3.4	TH-2012
35A/300V	22 - 10	12	7.0	5.540	0.937	0.748	0.472	0.154	0.154	140.7	23.8	19.0	12.0	3.9	3.9	TH-3512
50A/300V	20 - 8	12	12.0	6.220	1.008	0.992	0.531	0.173	0.189	158.0	25.6	25.2	13.5	4.4	4.8	TH-5012