


POWER CHOKES

PRODUCT CATALOGUE



INDEX

PART NUMBERING	7
SPECIFICATION NOTE	8
SERIES PRODUCT SPECIFICATION.....	9
1608 SERIES	9
HTEB16080F (1.6*0.8*0.6 mm)	9
HTEK1608FE (1.6*0.8*0.65 mm).....	9
HTEK16080H (1.6*0.8*0.8 mm).....	9
SDER16080H (1.6*0.8*0.8 mm).....	9
2012 SERIES	10
HTEH20120H (2.0*1.2*0.8 mm)	10
HTEH20121T (2.0*1.2*1.0 mm).....	10
HMLQ0121T (2.0*1.2*1.0 mm).....	10
SDEK20121T (2.0*1.2*1.0 mm)	10
2016 SERIES	11
HTEG2016FE (2.0*1.6*0.65mm)	11
HMLQ20160H (2.0*1.6*0.8 mm)	11
HTEN20161T (2.0*1.6*1.0 mm).....	11
HTEX20161T (2.0*1.6*1.0 mm)	11
HTEK20161T (2.0*1.6*1.0 mm)	11
HMLQ20161T (2.0*1.6*1.0 mm).....	12
HMLQ20161B (2.0*1.6*1.2 mm)	12
SDEM20161T (2.0*1.6*1.0 mm)	12
SDED20161T (2.0*1.6*1.0 mm)	13
VCTA20161B (2.0*1.6*1.2 mm) (Automotive-Grade).....	13
2520 SERIES	14
HMLQ25201T (2.5*2.0*1.0 mm).....	14
HMLQ25201B (2.5*2.0*1.2 mm)	14
HMLE25201D (2.5*2.0*1.4 mm).....	14
SDEM25201T (2.5*2.0*1.0mm)	14
SDEM25201B (2.5*2.0*1.2mm).....	15
SDET25200H (2.5*2.0*0.8mm).....	15
SDET25201T (2.5*2.0*1.0mm)	16
SDET25201B (2.5*2.0*1.2mm)	16
VCTA25201B (2.5*2.0*1.2 mm) (Automotive-Grade).....	17
3*3 SERIES	18
HMLQ32251T (3.2*2.5*1.0 mm).....	18

HMLQ32251B (3.2*2.5*1.2 mm)	18
HMLE32251B (3.2*2.5*1.2 mm)	18
HMLE32251E (3.2*2.5*1.5 mm)	18
SDET32251B (3.2*2.5*1.2 mm)	19
SDET32251E (3.2*2.5*1.5 mm).....	19
SDER031T (3.0*3.0*1.0 mm)	19
SDER031B (2.9*2.9*1.2mm).....	20
VCTA32251B (3.2*2.5*1.2 mm) (Automotive-Grade).....	20
4*4 SERIES	21
HBLQ041T (4.3*4.3*1.0mm).....	21
HBLE041B (4.3*4.3*1.2mm)	21
HBLE041H (4.3*4.3*1.8mm).....	21
SDER041T (4.0*4.0*1.0mm)	22
SDER041B (4.0*4.0*1.2mm).....	22
SDER041H (4.0*4.0*1.8mm).....	22
SDER043T (4.0*4.0*3.0mm)	23
CMLB041B (4.45*4.75*1.2mm)	24
CMLE041B (4.75*4.45*1.2mm)	24
CMLS041B (4.45*4.75*1.8mm)	25
VCHA042A (4.2*4.0*2.1 mm) (Automotive-Grade).....	25
HCB44 (4.0*4.0*4.0mm).....	25
5*5 SERIES	27
SDES053T (4.9*4.9*3.0mm).....	27
SDEI054T (4.9*4.9*4.0mm)	27
SDES052T (4.9*4.9*2.0mm).....	28
CMLB051B (5.4*5.75*1.2mm)	28
CMLS051B (5.4*5.75*1.2mm)	28
CMLE051E (5.4*5.75*1.5mm)	29
CMLB051H (5.4*5.75*1.8mm).....	29
CMLE053T (4.9*5.2*3.0mm)	29
CMLB053T (4.9*5.2*3.0mm)	30
VCMT053T (5.45*5.25*3.0 mm) (Automotive-Grade).....	30
6*6 SERIES	32
HBLE061T (6.4*6.4*1.0mm)	32
HBLE061B (6.4*6.4*1.2mm)	32
HBLE061E (6.4*6.4*1.5mm)	32
SDES64T (6.0*6.0*4.0mm)	33

SDES64E (6.0*6.0*4.5mm)	33
CMLE061E (6.724*7.241*1.5mm).....	34
CMLE063T (6.8*7.3*3.0mm)	34
CMLB063T (6.8*7.3*3.0mm)	35
CMLS063T (6.8*7.3*3.0mm).....	36
CMLE064T (6.8*7.4*5.0mm)	36
VCMT063T (6.0*7.3*3.0mm) (Automotive-Grade).....	37
7*7 SERIES	38
VCHA075D (7.7*7.2*5.4mm) (Automotive-Grade).....	38
HCB0770 (7.5*7.0*7.2mm).....	38
HCB0732 (7.0*7.0*3.2mm).....	39
HCB0730 (7.0*7.0*3.4mm).....	39
HCB0740 (7.0*7.0*4.0mm).....	40
HCB0747 (7.4*7.0*4.7mm).....	40
HCB0750 (7.0*7.0*5.0mm).....	40
8*8 SERIES	42
VCHA085D (8.7*8.2*5.4mm) (Automotive-Grade).....	42
HCB0840 (8.0*7.0*4.0mm).....	42
9*9 SERIES	42
HCB0950 (9.0*7.0*5.0mm).....	42
10*10 SERIES	43
CMLS104T (10.3*11.5*4.0mm).....	43
CMLB104T (10.3*11.5*4.0mm)	43
CMLE104T (10.3*11.5*4.0mm).....	44
VCMT104T (11.2*10.3*4mm) (Automotive-Grade).....	44
VCM104T (11.2*10.3*4mm) (Automotive-Grade).....	45
VCM105T (10.85*10.0*5.0mm) (Automotive-Grade).....	45
VCHA105D (10.85*10.0*5.4mm) (Automotive-Grade).....	45
VCHA106T (10.85*10.0*5.8mm) (Automotive-Grade)	46
VAMV1009AA (10.2*9.2*10.85mm) (Automotive-Grade).....	46
HCB1050 (10.2*7.0*5.0mm).....	46
HCB101195 (10.1*11.4*9.5mm)	47
HCB1075N (10.4*8.0*7.5mm).....	47
HCB106480N (9.6*6.4*8.0mm)	48
HCB1070 (10.0*10.0*7.0mm).....	48
HCB1040 (10.2*7.0*4.0mm).....	49
HCB1047 (10.4*7.0*4.7mm).....	49

HC1060	(10.0*8.2*6.0mm)	49
HC1065	(10.4*8.0*6.5mm)	49
HC1068	(10.4*8.5*6.8mm)	50

11*11 SERIES 50

HC117555	(10.9*7.5*5.5mm)	50
HC118050	(11.0*8.0*5.0mm)	51
HC1175	(11.0*7.2*7.2mm)	51
HC1180	(11.2*11.2*8.0mm)	52
HC1190	(11.2*11.2*9.0mm)	53
HC1145	(11.5*7.0*4.5mm)	54

12*12 SERIES 55

HC1260	(12.0*8.0*6.0mm)	55
HC1280	(12.5*11.0*8.0mm)	55
HC1290	(12.5*11.0*9.0mm)	55
HC121060	(12.1*10.0*6.0mm)	55
HC126030	(12.1*6.0*3.0mm)	56
HC126032	(12.0*6.0*3.2mm)	56
HC126034	(12.0*6.0*3.4mm)	56
HC1245	(12.5*7.0*4.5mm)	56
HC1275	(12.0*7.5*7.5mm)	57

13*13 SERIES 58

CMLB135T	(12.8*13.8*5.0mm)	58
CMLS135T	(12.8*13.8*5.0mm)	58
CMLB136T	(12.8*13.8*6.0mm)	59
CMLS136E	(12.8*13.8*6.5mm)	59
VCMT136E	(13.8*12.8*6.5mm) (Automotive-Grade)	60
HC1340	(13.0*7.0*4.0mm)	60
HC138040	(13.0*8.0*4.0mm)	60
HC1380	(13.3*13.0*8.2mm)	61
HC137590	(13.3*7.5*9.0mm)	62
HC1370	(13.0*13.0*7.0mm)	62

14*14 SERIES 62

HC1440	(13.3*7.5*4.0mm)	62
HC141390	(14.5*13.3*9.3mm)	62

17*17 SERIES 63

CMLB177T	(17.15*17.5*7.0mm)	63
----------	--------------------	----

CONTACT US.....	64
-----------------	----


INTRODUCTION

Cyntec developed three types of power choke, sealed, molded, and assembly type that can deliver space-saving and high efficiency products to our customer. In Cyntec Power choke is a representation product, the capacity is over 1200 million in one month and widely used in computer, smartphone, LED Lighting, and Automotives.



Cyntec's provided different features depend on processing type. Sealed power choke characterized with

low applied current, low profile, and low DCR. It's miniaturization size down to 1.25mmx1.0mmx1.0mm that helped to save space. Molding power choke provides customers with low profile product which decrease thickness to 0.6mm. Otherwise, it featured high saturated current, low eddy current, high power density, and low DCR. Assembly power choke featured low eddy current, high applied current, high power density, and low DCR.



PART NUMBERING

①	②	③	-	④	⑤	⑥
PSD	2016	1T	-	R47	M	S

① Series No

② SIZE (L*W) : 2016=2.0mm*1.6mm

CODE	2016	2520	03	04	05
Dimension	2.0*1.6	2.5*2.0	3.0*3.0	4.0*4.0	5.0*5.0
CODE	06	07	10	13	17
Dimension	6.0*6.0	7.0*7.0	10.0*10.0	13*13	17*17

③ SIZE (T) : 1T=1.0mm ; 2B=2.2mm

CODE	T	B	D	E	H
Dimension	0.0	0.2	0.4	0.5	0.8

④ Inductance value:

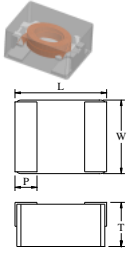
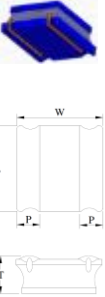
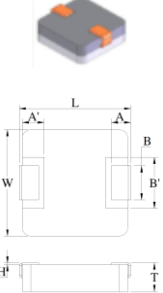
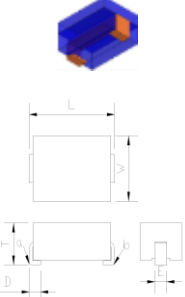
3 Types:

TYPE	1	2	3	4	5				
CODE	R47	R50	1R0	2R2	100	220	101	201	102
Inductance value	0.47	0.50	1.0	2.2	10.0	22.0	100.0	200.0	1000.0

⑤ Tolerance: M=± 20%

⑥ Materials Type

SPECIFICATION NOTE

TYPE	SPECIFICATION NOTE
<p>High Performance type</p> 	<p>** : Inductance Tolerance $\pm 20\%$</p> <p>Note 1.: All test data is referenced to 25°C ambient.</p> <p>Note 2.: Test Condition:1MHz, 1.0Vrms</p> <p>Note 3.: I_{dc} : DC current (A) that will cause an approximate ΔT of 40°C</p> <p>Note 4.: I_{sat} : DC current (A) that will cause L_o to drop approximately 30%</p> <p>Note 5.: Operating Temperature Range -55°C to +125°C</p> <p>Note 6.: The part temperature (ambient + temp rise) should not exceed 125°C under worse case operating conditions. Circuit design , component placement, PWB trace size and thickness, airflow and other cooling provision all affect the part temperature. Part temperature should be verified in the end application.</p> <p>Note 7.: The rated current as listed is either the saturation current or the heating current depending on which value is lower.</p>
<p>Sealed type</p> 	<p>** : Inductance Tolerance $\pm 20\%$</p> <p>Note 1: All test data is referenced to 25°C ambient.</p> <p>Note 2: I_{dc} : DC current (A) that will cause an approximate ΔT of 40°C</p> <p>Note 3: I_{sat} : DC current (A) that will cause L_o to drop approximately 30%</p> <p>Note 4: Operating Temperature Range -55°C to +125°C</p> <p>Note 5: The part temperature (ambient + temp rise) should not exceed 125°C under worse case operating conditions. Circuit design, component placement, PWB trace size and thickness, airflow and other cooling provision all affect the part temperature. Part temperature should be verified in the end application.</p> <p>Note 6: The rated current as listed is either the saturation current or the heating current depending on which value is lower.</p>
<p>Molded type</p> 	
<p>Assembly type</p> 	<p>** : Inductance Tolerance $\pm 20\%$</p> <p>Note 1: The rated current as listed is either the saturation current or the heating current depending on which value is lower.</p> <p>Note 2: The nominal DCR tolerance is by design. The nominal DCR is measured from point <i>a</i> to point <i>b</i>, as shown below on the mechanical drawing.</p> <p>Note 3: The saturation current is the typical current which causes the inductance to drop by 20% at the stated ambient temperature(25°C). This current is determined by placing the component in the specified ambient environment and applying a short duration pulse current (to eliminate self-heating effects) to the component.</p> <p>Note 4: The heating current is the DC current which causes the part temperature to increase by approximately 40°C. This current is determined by soldering the component on a typical application PCB, and then applying the current to the device for 30 minutes without any forced air cooling.</p> <p>Note 5: In high volt*time applications, additional heating in the component can occur due to core losses in the inductor which may necessitate decreasing the current in order to limit the temperature rise of the component. To determine the approximate total losses (or temperature rise) for a given application, the core loss and temperature rise curves can be used.</p> <p>Note 6: Cyntec complies to industry standard tape and reel specification EIA481.</p>


SERIES PRODUCT SPECIFICATION

[1608 SERIES](#) [2012 SERIES](#) [2016 SERIES](#) [2520 SERIES](#) [3*3 SERIES](#) [4*4 SERIES](#) [5*5 SERIES](#) [6*6 SERIES](#) [7*7 SERIES](#) [8*8 SERIES](#) [9*9 SERIES](#) [10*10 SERIES](#) [11*11 SERIES](#) [12*12 SERIES](#) [13*13 SERIES](#) [14*14 SERIES](#) [17*17 SERIES](#)

1608 SERIES


[HTEB16080F](#) [HTEK1608FE](#) [HTEK16080H](#) [SDER16080H](#)

HTEB16080F (1.6*0.8*0.6 mm)

 Part Number	L0 Inductance (uH)	DCR (mOhm)		Heat rating current, I _{dc} (A)		Saturation current, I _{sat} (A)	
		Typical	Max	Typical	Max	Typical	Max
HTEB16080F-1R0MSR	1.0	283	318	1.0	0.9	1.50	1.35
HTEB16080F-1R5MSR	1.5	420	480	0.8	0.7	1.00	0.90


[Back to 1608 SERIES](#) [TOP](#)

HTEK1608FE (1.6*0.8*0.65 mm)

 Part Number	L0 Inductance (uH)	DCR (mOhm)		Heat rating current, I _{dc} (A)		Saturation current, I _{sat} (A)	
		Typical	Max	Typical	Max	Typical	Max
HTEK1608FE-R47MSR	0.47	70	80	2.0	1.8	2.8	2.52
HTEK1608FE-1R0MSR	1.0	135	160	1.5	1.3	2.0	1.8


[Back to 1608 SERIES](#) [TOP](#)

HTEK16080H (1.6*0.8*0.8 mm)

 Part Number	L0 Inductance (uH)	DCR (mOhm)		Heat rating current, I _{dc} (A)		Saturation current, I _{sat} (A)	
		Typical	Max	Typical	Max	Typical	Max
HTEK16080H-1R0MSR	1.0	118	142	2.0	1.7	2.3	2.0

[Back to 1608 SERIES](#) [TOP](#)

SDER16080H (1.6*0.8*0.8 mm)


 Part Number	L0 Inductance (uH)	DCR (mOhm)		Heat rating current, I _{dc} (A)		Saturation current, I _{sat} (A)	
		Typical	Max	Typical	Max	Typical	Max
SDER16080H-1R0MSR	1.0	155	185	1.10	1.00	0.55	0.50
SDER16080H-2R2MSR	2.2	250	300	0.86	0.77	0.33	0.30
SDER16080H-3R3MSR	3.3	470	560	0.60	0.54	0.28	0.25

[Back to 1608 SERIES](#) [TOP](#)

2012 SERIES


[HTEH20120H](#) [HTEH20121T](#) [HMLQ20121T](#) [SDEK20121T](#)

HTEH20120H (2.0*1.2*0.8 mm)

 Part Number	L0 Inductance (uH)	DCR (mOhm)		Heat rating current, I _{dc} (A)		Saturation current, I _{sat} (A)	
		Typical	Max	Typical	Max	Typical	Max
HTEH20120H-R47MSR	0.47	26	33	3.9	3.7	4.8	4.3
HTEH20120H-1R0MSR	1.0	45	55	3.5	3.2	3.8	3.3


[Back to 2012 SERIES](#) [TOP](#)

HTEH20121T (2.0*1.2*1.0 mm)

 Part Number	L0 Inductance (uH)	DCR (mOhm)		Heat rating current, I _{dc} (A)		Saturation current, I _{sat} (A)	
		Typical	Max	Typical	Max	Typical	Max
HTEH20121T-R47MSR	0.47	21	25	4.6	4.2	5.1	4.6


[Back to 2012 SERIES](#) [TOP](#)

HMLQ0121T (2.0*1.2*1.0 mm)

 Part Number	L0 Inductance (uH)	DCR (mOhm)		Heat rating current, I _{dc} (A)		Saturation current, I _{sat} (A)	
		Typical	Max	Typical	Max	Typical	Max
HMLQ20121T-R47MXR	0.47	40	48	2.8	2.5	4.1	3.8
HMLQ20121T-1R0MXR	1.0	100	120	1.8	1.6	2.3	2.1

[Back to 2012 SERIES](#) [TOP](#)

SDEK20121T (2.0*1.2*1.0 mm)

 Part Number	L0 Inductance (uH)	DCR (mOhm)		Heat rating current, I _{dc} (A)		Saturation current, I _{sat} (A)	
		Typical	Max	Typical	Max	Typical	Max
SDEK20121T-R47MS	0.47	58	65	2.2	2.0	3.1	2.8
SDEK20121T-1R0MS	1.0	140	170	1.50	1.35	2.25	2.05
SDEK20121T-1R5MS	1.5	250	300	1.00	0.90	1.80	1.62
SDEK20121T-2R2MS	2.2	345	415	0.80	0.72	1.40	1.30
SDEK20121T-4R7MS	4.7	545	654	0.70	0.63	0.80	0.72


[Back to 2012 SERIES](#) [TOP](#)

2016 SERIES

[HTEG2016FE](#) [HMLQ20160H](#) [HTEN20161T](#) [HTEX20161T](#) [HTEK20161T](#) [HMLQ20161T](#) [HMLQ20161B](#) [SDEM20161T](#) [SDED20161T](#)


[VCTA20161B \(Automotive-Grade\)](#)

HTEG2016FE (2.0*1.6*0.65mm)

 Part Number	L0 Inductance (uH)	DCR (mOhm)		Heat rating current, I _{dc} (A)		Saturation current, I _{sat} (A)	
		Typical	Max	Typical	Max	Typical	Max
HTEG2016FE-1R0MDR	1.0	50	60	3.0	2.7	2.7	2.4


[Back to 2016 SERIES](#) [TOP](#)

HMLQ20160H (2.0*1.6*0.8 mm)

 Part Number	L0 Inductance (uH)	DCR (mOhm)		Heat rating current, I _{dc} (A)		Saturation current, I _{sat} (A)	
		Typical	Max	Typical	Max	Typical	Max
HMLQ20160H-1R0MDR	1.0	83	96	2.7	2.4	2.9	2.6


[Back to 2016 SERIES](#) [TOP](#)

HTEN20161T (2.0*1.6*1.0 mm)

 Part Number	L0 Inductance (uH)	DCR (mOhm)		Heat rating current, I _{dc} (A)		Saturation current, I _{sat} (A)	
		Typical	Max	Typical	Max	Typical	Max
HTEN20161T-R47MDR	0.47	26	32	4.2	4.0	5.3	4.8


[Back to 2016 SERIES](#) [TOP](#)

HTEX20161T (2.0*1.6*1.0 mm)

 Part Number	L0 Inductance (uH)	DCR (mOhm)		Heat rating current, I _{dc} (A)		Saturation current, I _{sat} (A)	
		Typical	Max	Typical	Max	Typical	Max
HTEX20161T-4R7MDR	4.7	210	250	1.5	1.3	1.9	1.7


[Back to 2016 SERIES](#) [TOP](#)

HTEK20161T (2.0*1.6*1.0 mm)

 Part Number	L0 Inductance (uH)	DCR (mOhm)		Heat rating current, I _{dc} (A)		Saturation current, I _{sat} (A)	
		Typical	Max	Typical	Max	Typical	Max
HTEK20161T-R47MSR	0.47	18	22	5.4	4.8	6.0	5.5
HTEK20161T-1R0MSR	1.0	35	43	4.5	4.1	4.6	4.2


[Back to 2016 SERIES](#) [TOP](#)

HMLQ20161T (2.0*1.6*1.0 mm)

 Part Number	L0 Inductance (uH)		DCR (mOhm)		Heat rating current, I _{dc} (A)		Saturation current, I _{sat} (A)	
	Typical	Max	Typical	Max	Typical	Max	Typical	Max
HMLQ20161T-R33MDR	0.33	21	26		4.80	4.40	5.70	5.20
HMLQ20161T-R47MDR	0.47	26	32		4.40	4.05	4.90	4.50
HMLQ20161T-R68MDR	0.68	40	50		3.40	3.10	4.60	4.00
HMLQ20161T-1R0MDR	1.0	49	59		3.20	3.00	3.90	3.65
HMLQ20161T-1R5MDR	1.5	99	109		2.35	2.05	3.00	2.70
HMLQ20161T-2R2MDR	2.2	142	150		2.20	2.00	2.65	2.45


[Back to 2016 SERIES](#) [TOP](#)

HMLQ20161B (2.0*1.6*1.2 mm)

 Part Number	L0 Inductance (uH)		DCR (mOhm)		Heat rating current, I _{dc} (A)		Saturation current, I _{sat} (A)	
	Typical	Max	Typical	Max	Typical	Max	Typical	Max
HMLQ20161B-R47MDR	0.47	20	26		5.10	4.60	5.80	5.00
HMLQ20161B-1R0MDR	1.0	45	55		3.40	3.00	4.25	3.85


[Back to 2016 SERIES](#) [TOP](#)

SDEM20161T (2.0*1.6*1.0 mm)

 Part Number	L0 Inductance (uH)		DCR (mOhm)		Heat rating current, I _{dc} (A)		Saturation current, I _{sat} (A)	
	Typical	Max	Typical	Max	Typical	Max	Typical	Max
SDEM20161T-R24MS	0.24	20	24		5.0	4.50	6.1	5.50
SDEM20161T-R33MS	0.33	27	32		4.0	3.60	4.6	4.10
SDEM20161T-R47MS	0.47	34	41		3.5	3.00	4.4	3.90
SDEM20161T-R68MS	0.68	46	55		3.2	2.80	3.7	3.30
SDEM20161T-1R0MS	1.0	60	72		2.7	2.40	3.15	2.70
SDEM20161T-1R5MS	1.5	100	120		2.4	2.16	2.7	2.43
SDEM20161T-2R2MS	2.2	134	159		1.8	1.60	1.9	1.70
SDEM20161T-3R3MS	3.3	255	306		1.2	1.08	1.5	1.35
SDEM20161T-4R7MS	4.7	355	426		1.1	1.00	1.4	1.26
SDEM20161T-6R8MS	6.8	532	639		0.8	0.72	1.15	1.05
SDEM20161T-100MS	10.0	840	1,010		0.7	0.63	0.8	0.72


[Back to 2016 SERIES](#) [TOP](#)

SDED20161T (2.0*1.6*1.0 mm)

 Part Number	L0 Inductance (uH)	DCR (mOhm)		Heat rating current, I _{dc} (A)		Saturation current, I _{sat} (A)	
		Typical	Max	Typical	Max	Typical	Max
SDED20161T-R24MS	0.24	26.5	34.5	4.00	3.60	3.83	3.42
SDED20161T-R47MS	0.47	49	59	2.60	2.34	3.00	2.70
SDED20161T-R68MS	0.68	67	81	2.30	2.05	2.30	2.05
SDED20161T-1R0MS	1.0	87	107	1.70	1.50	2.00	1.80
SDED20161T-1R5MS	1.5	137	164	1.60	1.44	1.65	1.50
SDED20161T-2R2MS	2.2	192	230	1.35	1.22	1.45	1.31
SDED20161T-3R3MS	3.3	243	292	1.05	0.95	1.05	0.95
SDED20161T-4R7MS	4.7	322	387	0.95	0.85	0.95	0.80
SDED20161T-6R8MS	6.8	610	732	0.62	0.56	0.80	0.72
SDED20161T-100MS	10.0	932	1,119	0.47	0.42	0.62	0.55
SDED20161T-150MS	15.0	1,580	1,895	0.42	0.38	0.50	0.45
SDED20161T-220MS	22.0	2,365	2,838	0.37	0.33	0.45	0.40

[Back to 2016 SERIES](#) [TOP](#)

VCTA20161B (2.0*1.6*1.2 mm) (Automotive-Grade)

 Part Number	L0 Inductance (uH)	DCR (mOhm)		Heat rating current, I _{dc} (A)		Saturation current, I _{sat} (A)	
		Typical	Max	Typical	Max	Typical	Max
VCTA20161B-R15MS6	0.15	11.0	14.0	6.1	5.4	7.5	6.4
VCTA20161B-R22MS6	0.22	13.0	16.0	5.6	5.0	6.8	5.8
VCTA20161B-R33MS6	0.33	19.0	23.0	4.7	4.2	5.9	5.1
VCTA20161B-R47MS6	0.47	21.0	25.0	4.5	4.0	5.4	4.8
VCTA20161B-1R0MS6	1.0	41.0	48.0	3.1	2.7	3.8	3.3
VCTA20161B-1R5MS6	1.5	67.0	80.0	2.5	2.3	3.2	2.8
VCTA20161B-2R2MS6	2.2	105.0	120.0	2.0	1.7	2.8	2.5
VCTA20161B-3R3MS6	3.3	210.0	250.0	1.3	1.2	1.8	1.5
VCTA20161B-4R7MS6	4.7	315.0	378.0	1.2	1.0	1.4	1.2
VCTA20161B-6R8MS6	6.8	560.0	670.0	0.8	0.7	0.7	0.6


[Back to 2016 SERIES](#) [TOP](#)

2520 SERIES

[HMLQ25201T](#) [HMLQ25201B](#) [HMLD25201D](#) [SDEM25201T](#) [SDEM25201B](#) [SDET25200H](#) [SDET25201T](#) [SDET25201B](#) [VCTA25201B](#)


(Automotive-Grade)

HMLQ25201T (2.5*2.0*1.0 mm)

 Part Number	L0 Inductance (uH)	DCR (mOhm)		Heat rating current, I _{dc} (A)		Saturation current, I _{sat} (A)	
		Typical	Max	Typical	Max	Typical	Max
HMLQ25201T-R33MSR	0.33	16	20	5.5	5.0	7.3	7.0
HMLQ25201T-R47MSR	0.47	19	25	4.3	3.7	5.6	5.0
HMLQ25201T-1R0MSR	1.0	44	53	3.7	3.4	5.0	4.3
HMLQ25201T-2R2MSR	2.2	89	102	2.4	2.2	3.4	3.0
HMLQ25201T-4R7MSR	4.7	220	262	1.6	1.45	2.0	1.8


[Back to 2520 SERIES](#) [TOP](#)

HMLQ25201B (2.5*2.0*1.2 mm)

 Part Number	L0 Inductance (uH)	DCR (mOhm)		Heat rating current, I _{dc} (A)		Saturation current, I _{sat} (A)	
		Typical	Max	Typical	Max	Typical	Max
HMLQ25201B-R47MSR	0.47	21	27	4.7	4.2	6.4	5.7
HMLQ25201B-1R0MSR	1.0	34	41	4.0	3.6	4.5	4.0
HMLQ25201B-1R5MSR	1.5	56	68	3.2	2.8	3.9	3.5


[Back to 2520 SERIES](#) [TOP](#)

HMLE25201D (2.5*2.0*1.4 mm)

 Part Number	L0 Inductance (uH)	DCR (mOhm)		Heat rating current, I _{dc} (A)		Saturation current, I _{sat} (A)	
		Typical	Max	Typical	Max	Typical	Max
HMLE25201D-2R2MSR	2.2	69	83	2.5	2.3	3.3	3.0
HMLE25201D-4R7MSR	4.7	175	213	1.6	1.4	2.0	1.7

[Back to 2520 SERIES](#) [TOP](#)


SDEM25201T (2.5*2.0*1.0mm)

 Part Number	L0 Inductance (uH)	DCR (mOhm)		Heat rating current, I _{dc} (A)		Saturation current, I _{sat} (A)	
		Typical	Max	Typical	Max	Typical	Max
SDEM25201T-R24MS	0.24	19	23	4.60	4.30	7.00	6.30
SDEM25201T-R33MS	0.33	24	29	4.50	4.20	6.50	5.85
SDEM25201T-R47MS	0.47	29	35	4.00	3.60	5.50	5.00
SDEM25201T-R68MS	0.68	39	47	3.55	3.20	4.20	3.78
SDEM25201T-1R0MS	1.0	52	62	3.30	3.00	4.00	3.60

SDEM25201T-1R5MS	1.5	84	100	2.50	2.20	3.10	2.80
SDEM25201T-2R2MS	2.2	95	115	2.15	1.97	2.60	2.30
SDEM25201T-3R3MS	3.3	180	216	1.70	1.53	1.80	1.62
SDEM25201T-4R7MS	4.7	215	258	1.60	1.45	1.70	1.55
SDEM25201T-6R8MS	6.8	350	420	1.10	1.00	1.35	1.22
SDEM25201T-100MS	10.0	574	689	0.95	0.85	1.20	1.10
SDEM25201T-150MS	15.0	925	1,110	0.58	0.52	0.80	0.72
SDEM25201T-220MS	22.0	1,000	1,200	0.50	0.45	0.66	0.60


[Back to 2520 SERIES](#) [TOP](#)

SDEM25201B (2.5*2.0*1.2mm)

 Part Number	L0 Inductance (uH)	DCR (mOhm)		Heat rating current, Idc (A)		Saturation current, Isat (A)	
		Typical	Max	Typical	Max	Typical	Max
SDEM25201B-R47MS	0.47	26.0	32.0	4.50	4.00	5.50	5.00
SDEM25201B-R68MS	0.68	32.0	39.0	3.75	3.45	4.25	3.85
SDEM25201B-1R0MS	1.0	43.0	52.5	3.70	3.35	4.20	3.80
SDEM25201B-1R5MS	1.5	60.0	72.0	2.80	2.55	3.50	2.90
SDEM25201B-2R2MS	2.2	98.0	117.0	2.05	1.85	2.71	2.30
SDEM25201B-3R3MS	3.3	156.0	188.0	1.65	1.45	2.20	2.00
SDEM25201B-4R7MS	4.7	200.0	240.0	1.60	1.45	1.90	1.65
SDEM25201B-100MS	10.0	390.0	450.0	1.00	0.90	1.30	1.00
SDEM25201B-150MS	15.0	640.0	768.0	0.70	0.63	0.90	0.80
SDEM25201B-220MS	22.0	1000.0	1200.0	0.58	0.52	0.76	0.68

[Back to 2520 SERIES](#) [TOP](#)


SDET25200H (2.5*2.0*0.8mm)

 Part Number	L0 Inductance (uH)	DCR (mOhm)		Heat rating current, Idc (A)		Saturation current, Isat (A)	
		Typical	Max	Typical	Max	Typical	Max
SDET25201B-R47MS	0.47	24.0	28.5	3.70	3.35	3.90	3.50
SDET25201B-R68MS	0.68	31.0	36.0	3.30	2.97	2.90	2.60
SDET25201B-1R0MS	1.0	37.0	43.0	2.65	2.40	2.75	2.50
SDET25201B-1R5MS	1.5	63.0	72.0	2.30	2.07	2.35	2.12
SDET25201B-2R2MS	2.2	80.0	90.0	1.90	1.80	2.15	1.95
SDET25201B-3R3MS	3.3	140	155	1.50	1.35	1.70	1.60
SDET25201B-4R7MS	4.7	185	210	1.40	1.25	1.50	1.40
SDET25201B-100MS	10.0	359	408	0.90	0.81	0.87	0.80

SDET25201B-220MS	22.0	900	1,050	0.52	0.46	0.56	0.50
------------------	------	-----	-------	------	------	------	------


[Back to 2520 SERIES](#) [TOP](#)

SDET25201T (2.5*2.0*1.0mm)

 Part Number	L0 Inductance (uH)	DCR (mOhm)		Heat rating current, Idc (A)		Saturation current, Isat (A)	
		Typical	Max	Typical	Max	Typical	Max
SDET25201T-R24MS	0.24	29	35	3.60	3.24	4.60	4.14
SDET25201T-R47MS	0.47	35	43	2.70	2.43	2.90	2.61
SDET25201T-R68MS	0.68	48	58	2.50	2.25	2.70	2.43
SDET25201T-1R0MS	1.0	67	81	1.98	1.78	2.10	1.89
SDET25201T-1R5MS	1.5	95	114	1.70	1.53	1.80	1.62
SDET25201T-2R2MS	2.2	135	162	1.50	1.35	1.55	1.39
SDET25201T-3R3MS	3.3	207	249	1.2	1.04	1.3	1.17
SDET25201T-4R7MS	4.7	269	323	1.08	0.97	1.20	1.08
SDET25201T-6R8MS	6.8	404	485	0.81	0.73	0.85	0.77
SDET25201T-100MS	10.0	507	609	0.80	0.72	0.73	0.65
SDET25201T-150MS	15.0	928	1,114	0.45	0.40	0.55	0.49
SDET25201T-220MS	22.0	1,312	1,574	0.35	0.31	0.45	0.40


[Back to 2520 SERIES](#) [TOP](#)

SDET25201B (2.5*2.0*1.2mm)

 Part Number	L0 Inductance (uH)	DCR (mOhm)		Heat rating current, Idc (A)		Saturation current, Isat (A)	
		Typical	Max	Typical	Max	Typical	Max
SDET25201B-R47MS	0.47	24	28.5	3.7	3.35	3.9	3.5
SDET25201B-1R0MS	1.0	37	43	2.65	2.40	2.75	2.50
SDET25201B-1R5MS	1.5	63	72	2.30	2.07	2.35	2.12
SDET25201B-2R2MS	2.2	80	90	1.90	1.80	2.15	1.95
SDET25201B-4R7MS	4.7	185	210	1.30	1.20	1.50	1.40
SDET25201B-100MS	10.0	359	408	0.90	0.81	0.85	0.80

[Back to 2520 SERIES](#) [TOP](#)

VCTA25201B (2.5*2.0*1.2 mm) (Automotive-Grade)

 Part Number	L0 Inductance (uH)		DCR (mOhm)		Heat rating current, Idc (A)		Saturation current, Isat (A)	
	Typical	Max	Typical	Max	Typical	Max	Typical	Max
VCTA25201B-R10MS6	0.10	9.0	11.0	11.0	7.7	7.0	12.8	11.0
VCTA25201B-R22MS6	0.22	11.2	13.5	13.5	6.3	5.7	8.4	7.2
VCTA25201B-R33MS6	0.33	16.0	20.0	20.0	5.4	4.8	7.5	6.4
VCTA25201B-R47MS6	0.47	21.0	26.0	26.0	4.7	4.0	6.5	5.6
VCTA25201B-1R0MS6	1.0	35.0	42.0	42.0	3.8	3.4	4.8	4.2
VCTA25201B-1R5MS6	1.5	50.0	60.0	60.0	3.1	2.7	3.9	3.3
VCTA25201B-2R2MS6	2.2	70.0	84.0	84.0	2.6	2.2	3.5	3.0
VCTA25201B-3R3MS6	3.3	115.0	140.0	140.0	2.0	1.8	2.7	2.3
VCTA25201B-4R7MS6	4.7	165.0	200.0	200.0	1.7	1.4	2.2	2.0
VCTA25201B-6R8MS6	6.8	330.0	400.0	400.0	1.2	1.0	1.8	1.6


[Back to 2520 SERIES](#) [TOP](#)

3*3 SERIES

[HMLQ32251T](#) [HMLQ32251B](#) [HMLE32251B](#) [HMLE32251E](#) [SDET32251B](#) [SDET32251E](#) [SDER031T](#) [SDER031B](#) [VCTA32251B](#)


(Automotive-Grade)

HMLQ32251T (3.2*2.5*1.0 mm)

 Part Number	L0 Inductance (uH)	DCR (mOhm)		Heat rating current, Idc (A)		Saturation current, Isat (A)	
		Typical	Max	Typical	Max	Typical	Max
HMLQ32251T-4R7MS	4.7	200	240	1.7	1.5	2.0	1.8


[Back to 3*3 SERIES](#) [TOP](#)

HMLQ32251B (3.2*2.5*1.2 mm)

 Part Number	L0 Inductance (uH)	DCR (mOhm)		Heat rating current, Idc (A)		Saturation current, Isat (A)	
		Typical	Max	Typical	Max	Typical	Max
HMLQ32251B-R47MS	0.47	18	22	5.8	5.2	8.2	7.0
HMLQ32251B-2R2MS	2.2	70	85	3.2	2.9	4.0	3.6
HMLQ32251B-4R7MS	4.7	162	195	1.7	1.55	2.25	2.05


[Back to 3*3 SERIES](#) [TOP](#)

HMLE32251B (3.2*2.5*1.2 mm)

 Part Number	L0 Inductance (uH)	DCR (mOhm)		Heat rating current, Idc (A)		Saturation current, Isat (A)	
		Typical	Max	Typical	Max	Typical	Max
HMLE32251B-R33MS	0.33	11.0	14.0	7.5	7.0	7.8	7.0


[Back to 3*3 SERIES](#) [TOP](#)

HMLE32251E (3.2*2.5*1.5 mm)

 Part Number	L0 Inductance (uH)	DCR (mOhm)		Heat rating current, Idc (A)		Saturation current, Isat (A)	
		Typical	Max	Typical	Max	Typical	Max
HMLE32251E-R47MSR	0.47	13	16	7.0	6.3	8.1	7.2
HMLE32251E-1R0MSR	1.0	27	33	4.4	4.0	5.1	4.6
HMLE32251E-2R2MSR	2.2	73	88	3.9	3.5	4.3	3.7


[Back to 3*3 SERIES](#) [TOP](#)

SDET32251B (3.2*2.5*1.2 mm)

 Part Number	L0 Inductance (uH)	DCR (mOhm)		Heat rating current, I _{dc} (A)		Saturation current, I _{sat} (A)	
		Typical	Max	Typical	Max	Typical	Max
SDET32251B-1R0MS	1.0	51	62	2.60	2.34	3.50	3.10
SDET32251B-1R5MS	1.5	73	88	2.10	1.89	2.55	2.30
SDET32251B-2R2MS	2.2	125	150	1.80	1.62	2.40	2.16
SDET32251B-3R3MS	3.3	205	246	1.30	1.17	1.70	1.53
SDET32251B-4R7MS	4.7	227	273	1.10	0.99	1.50	1.35
SDET32251B-6R8MS	6.8	390	465	0.90	0.81	1.20	1.10
SDET32251B-100MS	10.0	410	488	0.80	0.72	1.10	1.00


[Back to 3*3 SERIES](#) [TOP](#)

SDET32251E (3.2*2.5*1.5 mm)

 Part Number	L0 Inductance (uH)	DCR (mOhm)		Heat rating current, I _{dc} (A)		Saturation current, I _{sat} (A)	
		Typical	Max	Typical	Max	Typical	Max
SDET32251E-1R5MS	1.5	45	54	2.50	2.20	2.60	2.30
SDET32251E-3R3MS	3.3	85	102	2.10	1.80	1.40	1.20
SDET32251E-4R7MS	4.7	90	108	1.90	1.70	1.30	1.17
SDET32251E-150MS	15.0	580	700	0.70	0.63	1.00	0.90
SDET32251E-220MS	22.0	880	1,012	0.60	0.54	0.90	0.81


[Back to 3*3 SERIES](#) [TOP](#)

SDER031T (3.0*3.0*1.0 mm)

 Part Number	L0 Inductance (uH)	DCR (mOhm)		Heat rating current, I _{dc} (A)		Saturation current, I _{sat} (A)	
		Typical	Max	Typical	Max	Typical	Max
SDER031T-1R0MS	1.0	62	74	2.60	2.34	2.90	2.60
SDER031T-2R2MS	2.2	89	107	1.70	1.53	1.60	1.44
SDER031T-4R7MS	4.7	166	199	1.30	1.17	1.0	0.9
SDER031T-6R8MS	6.8	249	299	1.05	0.95	0.85	0.75
SDER031T-100MS	10.0	365	438	0.85	0.77	0.75	0.68
SDER031T-150MS	15.0	672	807	0.72	0.64	0.58	0.52
SDER031T-220MS	22.0	708	850	0.60	0.55	0.47	0.43
SDER031T-330MS	33.0	1,360	1,632	0.50	0.45	0.38	0.34


[Back to 3*3 SERIES](#) [TOP](#)

SDER031B (2.9*2.9*1.2mm)

 Part Number	L0 Inductance (uH)	DCR (mOhm)		Heat rating current, I _{dc} (A)		Saturation current, I _{sat} (A)	
		Typical	Max	Typical	Max	Typical	Max
SDER031B-1R0MS	1.0	52	62	2.50	2.25	3.35	3.00
SDER031B-1R5MS	1.5	60	72	2.20	1.98	3.10	2.60
SDER031B-2R2MS	2.2	84	101	2.25	2.00	2.90	2.40
SDER031B-3R3MS	3.3	134	161	1.71	1.53	1.92	1.72
SDER031B-4R7MS	4.7	184	221	1.43	1.30	1.71	1.53
SDER031B-6R8MS	6.8	256	307	1.25	1.13	1.49	1.24
SDER031B-100MS	10.0	397	496	1.00	0.90	1.26	1.05
SDER031B-150MS	15.0	572	686	0.80	0.72	1.10	0.83
SDER031B-220MS	22.0	850	1,020	0.65	0.60	0.86	0.72
SDER031B-330MS	33.0	1,387	1,733	0.50	0.45	0.65	0.58
SDER031B-470MS	47.0	1,908	2,385	0.44	0.39	0.50	0.45

[Back to 3*3 SERIES](#) [TOP](#)

VCTA32251B (3.2*2.5*1.2 mm) (Automotive-Grade)

 Part Number	L0 Inductance (uH)	DCR (mOhm)		Heat rating current, I _{dc} (A)		Saturation current, I _{sat} (A)	
		Typical	Max	Typical	Max	Typical	Max
VCTA32251B-R15MS6	0.15	10.0	12.0	6.8	6.0	11.6	10.0
VCTA32251B-R33MS6	0.33	13.0	16.0	5.8	5.3	9.5	8.5
VCTA32251B-R47MS6	0.47	18.0	22.0	5.1	4.6	8.2	7.0
VCTA32251B-1R0MS6	1.0	30.0	36.0	3.9	3.6	5.2	4.5
VCTA32251B-1R5MS6	1.5	45.0	54.0	3.4	3.1	4.3	3.7
VCTA32251B-2R2MS6	2.2	62.0	75.0	2.8	2.5	3.8	3.3
VCTA32251B-3R3MS6	3.3	105.0	127.0	2.2	2.0	2.9	2.5
VCTA32251B-4R7MS6	4.7	150.0	180.0	1.8	1.6	2.5	2.2
VCTA32251B-6R8MS6	6.8	250.0	300.0	1.5	1.3	2.3	2.0


[Back to 3*3 SERIES](#) [TOP](#)

4*4 SERIES

[HBLQ041T](#) [HBLE041B](#) [HBLE041H](#) [SDER041T](#) [SDER041B](#) [SDER041H](#) [SDER043T](#) [CMLB041B](#) [CMLE041B](#) [CMLS041B](#)


[VCHA042A\(Automotive-Grade\)](#) [HCB44](#)

HBLQ041T (4.3*4.3*1.0mm)

 Part Number	L0 Inductance (uH)	DCR (mOhm)		Heat rating current, I _{dc} (A)		Saturation current, I _{sat} (A)	
		Typical	Max	Typical	Max	Typical	Max
HBLQ041T-R47MSIA	0.47	17.5	21.0	7.5	6.5	8.0	7.0
HBLQ041T-2R2MSIA	2.2	82	100	2.9	2.6	4.3	3.5
HBLQ041T-3R3MSIA	3.3	130	158	2.4	2.2	3.1	2.7
HBLQ041T-4R7MSIA	4.7	148	182	2.2	2.0	2.3	2.0
HBLQ041T-6R8MSIA	6.8	210	255	1.75	1.6	2.1	1.7
HBLQ041T-100MSIA	10.0	280	336	1.65	1.5	1.7	1.45


[Back to 4*4 SERIES](#) [TOP](#)

HBLE041B (4.3*4.3*1.2mm)

 Part Number	L0 Inductance (uH)	DCR (mOhm)		Heat rating current, I _{dc} (A)		Saturation current, I _{sat} (A)	
		Typical	Max	Typical	Max	Typical	Max
HBLE041B-R47MSA	0.47	15	18	9.2	8.2	9.4	8.3
HBLE041B-1R0MSA	1.0	27	33	4.1	3.7	4.6	4.1
HBLE041B-2R2MSA	2.2	52	63	3.8	3.4	4.0	3.5
HBLE041B-3R3MSA	3.3	82	98	3.1	2.8	3.0	2.7
HBLE041B-4R7MSA	4.7	94	113	2.9	2.6	2.5	2.2
HBLE041B-100MSA	10.0	200	240	1.8	1.6	1.6	1.4

[Back to 4*4 SERIES](#) [TOP](#)


HBLE041H (4.3*4.3*1.8mm)

 Part Number	L0 Inductance (uH)	DCR (mOhm)		Heat rating current, I _{dc} (A)		Saturation current, I _{sat} (A)	
		Typical	Max	Typical	Max	Typical	Max
HBLE041H-R47MS	0.47	13	16	10.0	9.0	9.6	8.5
HBLE041H-R68MS	0.68	17	21	8.5	7.6	7.4	6.6
HBLE041H-1R0MS	1.0	21	26	7.0	6.3	7.0	6.3
HBLE041H-1R5MS	1.5	32	38.4	5.5	5.0	6.4	5.4
HBLE041H-2R2MS	2.2	39	46	4.7	4.2	5.2	4.5
HBLE041H-3R3MS	3.3	58	69	3.8	3.5	4.5	4.0

HBLE041H-4R7MS	4.7	70	84	3.5	3.1	3.2	2.7
HBLE041H-6R8MS	6.8	110	132	2.8	2.5	2.6	2.4
HBLE041H-100MS	10.0	160	192	2.1	1.9	2.2	2.0

[Back to 4*4 SERIES](#) [TOP](#)


SDER041T (4.0*4.0*1.0mm)



Part Number	L0 Inductance (uH)	DCR (mOhm)		Heat rating current, I _{dc} (A)		Saturation current, I _{sat} (A)	
		Typical	Max	Typical	Max	Typical	Max
SDER041T-1R5MS	1.5	80	96	1.70	1.50	2.20	2.00
SDER041T-2R2MS	2.2	100	120	1.55	1.40	1.80	1.60
SDER041T-3R3MS	3.3	120	145	1.45	1.30	1.40	1.25
SDER041T-4R7MS	4.7	130	156	1.40	1.26	1.25	1.10
SDER041T-6R8MS	6.8	196	235	1.30	1.17	1.20	1.08
SDER041T-100MS	10.0	291	350	1.10	0.99	1.00	0.90

[Back to 4*4 SERIES](#) [TOP](#)


SDER041B (4.0*4.0*1.2mm)



Part Number	L0 Inductance (uH)	DCR (mOhm)		Heat rating current, I _{dc} (A)		Saturation current, I _{sat} (A)	
		Typical	Max	Typical	Max	Typical	Max
SDER041B-R47MS	0.47	28	33.6	3.90	3.50	4.25	3.60
SDER041B-2R2MS	2.2	69	83	2.70	2.43	2.00	1.80
SDER041B-4R7MS	4.7	109	131	1.90	1.71	1.45	1.30
SDER041B-6R8MS	6.8	130	156	1.70	1.53	1.20	1.08
SDER041B-100MS	10.0	190	228	1.45	1.30	1.10	1.00
SDER041B-150MS	15.0	339	407	1.05	0.95	0.80	0.72
SDER041B-220MS	22.0	410	492	0.95	0.855	0.70	0.63
SDER041B-470MS	47.0	850	1,020	0.50	0.45	0.46	0.41

[Back to 4*4 SERIES](#) [TOP](#)

SDER041H (4.0*4.0*1.8mm)




Part Number	L0 Inductance (uH)	DCR (mOhm)		Heat rating current, I _{dc} (A)		Saturation current, I _{sat} (A)	
		Typical	Max	Typical	Max	Typical	Max
SDER041H-R47MS	0.47	14	18	5.50	5.00	5.70	5.10
SDER041H-R68MS	0.68	19	25	5.00	4.50	5.60	5.00
SDER041H-1R0MS	1.0	20	25	4.30	3.80	3.85	3.50

SDER041H-1R2MS	1.2	25	30	3.80	3.40	3.70	3.30
SDER041H-1R5MS	1.5	33	40	3.40	3.05	3.60	3.20
SDER041H-1R8MS	1.8	34	41	3.20	2.85	3.20	2.90
SDER041H-2R2MS	2.2	35	45	3.10	2.80	3.10	2.80
SDER041H-3R3MS	3.3	45	56	2.75	2.50	2.45	2.20
SDER041H-4R7MS	4.7	69	83	2.30	2.07	2.05	1.85
SDER041H-5R6MS	5.6	80	96	2.20	2.00	1.90	1.70
SDER041H-6R8MS	6.8	90	115	2.10	1.90	1.75	1.60
SDER041H-8R2MS	8.2	105	132	1.80	1.60	1.65	1.44
SDER041H-100MS	10.0	134	169	1.50	1.35	1.60	1.40
SDER041H-150MS	15.0	185	222	1.45	1.30	1.10	1.00
SDER041H-220MS	22.0	250	315	1.20	1.08	0.95	0.85
SDER041H-330MS	33.0	405	486	0.90	0.81	0.70	0.63
SDER041H-470MS	47.0	495	594	0.80	0.72	0.62	0.56
SDER041H-680MS	68.0	885	1062	0.58	0.52	0.48	0.43
SDER041H-101MS	100.0	1545	1854	0.52	0.47	0.46	0.41


[Back to 4*4 SERIES](#) [TOP](#)

SDER043T (4.0*4.0*3.0mm)

 Part Number	L0 Inductance (uH)	DCR (mOhm)		Heat rating current, Idc (A)		Saturation current, Isat (A)	
		Typical	Max	Typical	Max	Typical	Max
SDER043T-1R0MS	1.0	12	15	6.00	5.40	6.10	5.50
SDER043T-2R2MS	2.2	28	36.4	3.70	3.30	5.50	4.95
SDER043T-3R3MS	3.3	39.5	48	3.40	3.05	3.89	3.50
SDER043T-4R7MS	4.7	60	75	2.30	2.00	3.25	3.00
SDER043T-6R8MS	6.8	89	115	1.70	1.60	3.05	2.80
SDER043T-100MS	10.0	99	125	1.70	1.55	2.22	2.00
SDER043T-150MS	15.0	180	235	1.32	1.20	1.89	1.70
SDER043T-220MS	22.0	225	282	1.25	1.05	1.50	1.35
SDER043T-330MS	33.0	325	425	1.00	0.90	1.25	1.15
SDER043T-680MS	68.0	760	915	0.68	0.61	0.85	0.75
SDER043T-101MS	100.0	900	1,100	0.65	0.60	0.68	0.60
SDER043T-121MS	120.0	1,000	1,250	0.62	0.55	0.64	0.57


[Back to 4*4 SERIES](#) [TOP](#)

CMLB041B (4.45*4.75*1.2mm)

 Part Number	L0 Inductance (uH)	DCR (mOhm)		Heat rating current, I _{dc} (A)		Saturation current, I _{sat} (A)	
		Typical	Max	Typical	Max	Typical	Max
CMLB041B-R47MS	0.47	17.5	19.6	6.4	5.7	7.4	6.7
CMLB041B-R68MS	0.68	31.0	36.0	5.5	5.0	7.3	6.5
CMLB041B-1R0MS	1.0	42.0	46.5	5.0	4.3	5.5	5.0
CMLB041B-1R5MS	1.5	61.0	75.0	3.6	3.4	4.6	4.0
CMLB041B-2R2MS	2.2	75.4	83.0	3.3	2.8	3.8	3.4
CMLB041B-4R7MS	4.7	171.0	193.0	2.0	1.8	2.8	2.2
CMLB041B-6R8MS	6.8	320.0	368.0	1.7	1.5	2.2	1.9
CMLB041B-8R2MS	8.2	420.0	480.0	1.5	1.3	1.9	1.6


[Back to 4*4 SERIES](#) [TOP](#)

CMLE041B (4.75*4.45*1.2mm)

 Part Number	L0 Inductance (uH)	DCR (mOhm)		Heat rating current, I _{dc} (A)		Saturation current, I _{sat} (A)	
		Typical	Max	Typical	Max	Typical	Max
CMLE041B-R22MS	0.22	7.2	8.0	13.0	12.0	15.5	13.0
CMLE041B-R33MS	0.33	10.8	12.0	12.0	11.0	13.5	12.0
CMLE041B-R47MS	0.47	16.0	18.4	9.5	8.5	10.6	9.2
CMLE041B-R56MS	0.56	16.9	19.9	7.0	6.3	9.1	7.8
CMLE041B-1R0MS	1.0	29.0	34.5	5.5	4.7	7.0	6.0
CMLE041B-1R5MS	1.5	49.0	56.0	5.0	4.5	5.8	5.0
CMLE041B-2R2MS	2.2	74.0	82.0	3.7	3.3	4.4	3.8
CMLE041B-3R3MS	3.3	110.0	124.0	3.1	2.8	4.1	3.5
CMLE041B-4R7MS	4.7	124.0	145.0	2.4	2.1	3.2	2.8
CMLE041B-6R8MS	6.8	300.0	355.0	1.7	1.5	2.7	2.3


[Back to 4*4 SERIES](#) [TOP](#)

CMLS041B (4.45*4.75*1.8mm)

 Part Number	L0 Inductance (uH)	DCR (mOhm)		Heat rating current, I _{dc} (A)		Saturation current, I _{sat} (A)	
		Typical	Max	Typical	Max	Typical	Max
CMLS041B-R10MS	0.10	5.2	6.0	15.0	13.0	24.0	21.0
CMLS041B-R22MS	0.22	10.6	12.0	10.0	8.5	20.0	17.0
CMLS041B-R47MS	0.47	20.0	22.0	6.5	5.5	13.0	11.0
CMLS041B-1R0MS	1.0	46.0	52.0	4.6	4.1	8.5	7.0
CMLS041B-2R2MS	2.2	89.0	103.0	3.1	2.9	5.6	4.7


[Back to 4*4 SERIES](#) [TOP](#)

VCHA042A (4.2*4.0*2.1 mm) (Automotive-Grade)

 Part Number	L0 Inductance (uH)	DCR (mOhm)		Heat rating current, I _{dc} (A)		Saturation current, I _{sat} (A)	
		Typical	Max	Typical	Max	Typical	Max
VCHA042A-R33MS6	0.33	5.8	7.0	10.9	9.8	13.5	11.5
VCHA042A-R47MS6	0.47	6.3	7.6	10.6	9.5	10.9	9.4
VCHA042A-R68MS6	0.68	8.6	10.3	9.1	8.2	9.5	8.1
VCHA042A-1R0MS6	1.0	9.1	10.5	8.9	8.0	7.9	6.7
VCHA042A-1R5MS6	1.5	13.4	15.4	7.3	6.5	6.2	5.3
VCHA042A-2R2MS6	2.2	20.9	23.0	5.8	5.3	5.3	4.5
VCHA042A-3R3MS6	3.3	33.4	36.8	4.6	4.1	4.0	3.4
VCHA042A-4R7MS6	4.7	48.6	53.8	4.0	3.6	3.7	3.2
VCHA042A-5R6MS6	5.6	61.8	71.1	3.4	3.0	2.9	2.5
VCHA042A-6R8MS6	6.8	80.5	92.5	2.9	2.6	2.6	2.2
VCHA042A-8R2MS6	8.2	103.0	118.5	2.6	2.3	2.5	2.1
VCHA042A-100MS6	10.0	112.0	129.0	2.5	2.2	2.4	2.0

[Back to 4*4 SERIES](#) [TOP](#)

HCB44 (4.0*4.0*4.0mm)

 Part Number	L0 Inductance (nH)	DCR (mOhm)		Heat rating current, Idc (A)		Saturation current, Isat (A)	
		Typical	Max	Typical	Max	Typical	Max
HCB44-500	50	0.32 ± 25%		19		32	
HCB44-500A	50	0.32 ± 10%		19		32	
HCB44-650	65	0.32 ± 25%		19		24	
HCB44-650A	65	0.32 ± 10%		19		24	
HCB44L-650	65	0.29 ± 0.02		20.5		24	


[Back to 4*4 SERIES](#) [TOP](#)

5*5 SERIES

[SDES053T](#) [SDEI054T](#) [SDES052T](#) [CMLB051B](#) [CMLS051B](#) [CMLE051E](#) [CMLB051H](#) [CMLE053T](#) [CMLB053T](#)


[VCMT053T\(Automotive-Grade\)](#)

SDES053T (4.9*4.9*3.0mm)

 Part Number	L0 Inductance (uH)	DCR (mOhm)		Heat rating current, Idc (A)		Saturation current, Isat (A)	
		Typical	Max	Typical	Max	Typical	Max
SDES053T-1R0MS	1.0	15	18	7.65	6.9	8.45	7.6
SDES053T-1R2MS	1.2	17	20	6.30	5.67	7.50	6.75
SDES053T-1R5MS	1.5	20	25	6.25	5.63	6.95	6.20
SDES053T-2R2MS	2.2	23	28	6.00	5.40	5.80	5.22
SDES053T-3R3MS	3.3	28	34	5.50	4.90	5.00	4.50
SDES053T-4R7MS	4.7	41	50	4.80	4.30	4.00	3.60
SDES053T-6R8MS	6.8	58	70	3.70	3.30	3.50	3.15
SDES053T-8R2MS	8.2	72	87	3.20	2.88	3.10	2.80
SDES053T-100MS	10.0	85	102	3.05	2.75	2.70	2.40
SDES053T-220MS	22.0	180	220	1.80	1.60	1.80	1.60
SDES053T-330MS	33.0	255	307	1.50	1.35	1.60	1.44
SDES053T-470MS	47.0	334	401	1.20	1.08	1.20	1.08
SDES053T-560MS	56.0	444	532.8	0.90	0.80	1.15	1.04
SDES053T-680MS	68.0	529	634.8	0.85	0.77	1.10	1.00

[Back to 5*5 SERIES](#) [TOP](#)


SDEI054T (4.9*4.9*4.0mm)

 Part Number	L0 Inductance (uH)	DCR (mOhm)		Heat rating current, Idc (A)		Saturation current, Isat (A)	
		Typical	Max	Typical	Max	Typical	Max
SDEI054T-1R0MS	1.0	8.0	11.0	6.85	6.17	10.5	9.40
SDEI054T-1R5MS	1.5	13.0	16.0	5.50	4.90	9.00	8.0
SDEI054T-2R2MS	2.2	14.2	17.5	5.40	4.90	7.50	6.70
SDEI054T-3R3MS	3.3	20.0	25.0	4.60	4.14	6.40	5.76
SDEI054T-4R7MS	4.7	27.0	34.0	3.60	3.24	5.00	4.50
SDEI054T-6R8MS	6.8	41.0	50.0	3.15	2.84	4.55	4.10
SDEI054T-100MS	10.0	53.0	63.0	3.10	2.80	3.60	3.20
SDEI054T-120MS	12.0	69.0	83.0	2.70	2.43	3.30	3.00
SDEI054T-150MS	15.0	79.0	99.0	2.30	2.00	2.80	2.45
SDEI054T-220MS	22.0	119.0	149.0	2.10	1.90	2.40	2.10

SDEI054T-330MS	33.0	169.0	211.0	1.50	1.30	1.95	1.75
SDEI054T-470MS	47.0	235.0	294.0	1.35	1.20	1.60	1.44
SDEI054T-101MS	100.0	470.0	589.0	0.90	0.80	1.00	0.90

[Back to 5*5 SERIES](#) [TOP](#)


SDES052T (4.9*4.9*2.0mm)



Part Number	L0 Inductance (uH)	DCR (mOhm)		Heat rating current, Idc (A)		Saturation current, Isat (A)	
		Typical	Max	Typical	Max	Typical	Max
SDES052T-1R0MS	1.0	17.0	21.0	4.8	4.32	6.3	5.7
SDES052T-1R5MS	1.5	23.0	27.5	4.2	3.8	5.0	4.5
SDES052T-2R2MS	2.2	26.0	32.0	4.0	3.6	4.2	3.8
SDES052T-3R3MS	3.3	42.0	51.0	2.7	2.4	3.3	3.0
SDES052T-4R7MS	4.7	52.0	63.0	2.7	2.4	3.1	2.8
SDES052T-6R8MS	6.8	74.0	88.0	2.30	2.05	2.60	2.35
SDES052T-100MS	10.0	114.0	137.0	1.8	1.62	1.65	1.50

[Back to 5*5 SERIES](#) [TOP](#)


CMLB051B (5.4*5.75*1.2mm)



Part Number	L0 Inductance (uH)	DCR (mOhm)		Heat rating current, Idc (A)		Saturation current, Isat (A)	
		Typical	Max	Typical	Max	Typical	Max
CMLB051B-R68MS	0.68	22.0	26.0	6.6	5.9	8.9	7.6
CMLB051B-1R0MS	1.0	32.0	36.5	5.5	5.1	8.7	7.4
CMLB051B-1R5MS	1.5	50.0	58.0	4.5	4.0	6.0	5.0
CMLB051B-2R2MS	2.2	66.0	76.0	3.6	3.0	4.5	3.8
CMLB051B-3R3MS	3.3	84.0	96.0	3.1	2.8	3.8	3.4
CMLB051B-4R7MS	4.7	144.0	163.0	2.3	2.0	3.5	2.9
CMLB051B-6R8MS	6.8	220.0	245.0	2.0	1.85	2.4	2.2


[Back to 5*5 SERIES](#) [TOP](#)

CMLS051B (5.4*5.75*1.2mm)




Part Number	L0 Inductance (uH)	DCR (mOhm)		Heat rating current, Idc (A)		Saturation current, Isat (A)	
		Typical	Max	Typical	Max	Typical	Max
CMLS051B-R10MS	0.10	4.4	5.1	16.0	15.0	35.0	30.0
CMLS051B-R47MS	0.47	17.5	19.0	6.6	5.9	20.0	17.0
CMLS051B-2R2MS	2.2	73.0	77.3	3.4	3.0	7.0	6.0
CMLS051B-3R3MS	3.3	98.0	112.0	2.8	2.5	5.8	5.0
CMLS051B-4R7MS	4.7	150.0	165.0	2.3	2.0	5.4	4.6


CMLE051E (5.4*5.75*1.5mm)

 Part Number	L0 Inductance (uH)	DCR (mOhm)		Heat rating current, I _{dc} (A)		Saturation current, I _{sat} (A)	
		Typical	Max	Typical	Max	Typical	Max
		CMLE051E-R12MS	0.12	3.2	3.7	18.0	16.0
CMLE051E-R22MS	0.22	3.79	4.4	16.0	14.5	20.0	16.8
CMLE051E-R47MS	0.47	10.8	12.7	10.0	9.0	15.0	12.7
CMLE051E-R68MS	0.68	13.5	15.5	9.0	8.1	11.2	9.5
CMLE051E-1R0MS	1.0	19.0	23.0	6.5	5.8	10.0	8.5
CMLE051E-1R2MS	1.2	29.0	33.7	5.3	4.7	8.0	6.5
CMLE051E-2R2MS	2.2	45.0	52.0	5.0	4.0	7.0	6.0
CMLE051E-3R3MS	3.3	60.0	72.0	3.5	3.1	5.1	4.3
CMLE051E-4R7MS	4.7	88.0	100.0	3.1	2.7	4.2	3.7
CMLE051E-100MS	10.0	152.0	170.0	2.1	1.9	3.1	2.7

CMLB051H (5.4*5.75*1.8mm)

 Part Number	L0 Inductance (uH)	DCR (mOhm)		Heat rating current, I _{dc} (A)		Saturation current, I _{sat} (A)	
		Typical	Max	Typical	Max	Typical	Max
		CMLB051H-R33MS	0.33	5.7	6.8	16.0	15.0
CMLB051H-R47MS	0.47	7.6	8.5	11.0	10.0	16.0	15.5
CMLB051H-R68MS	0.68	12.0	13.8	9.0	8.0	13.0	11.2
CMLB051H-1R0MS	1.0	15.0	18.0	8.5	7.5	10.0	8.6
CMLB051H-1R5MS	1.5	23.0	28.0	6.2	5.5	9.0	7.2
CMLB051H-2R2MS	2.2	30.0	35.0	5.2	4.7	7.0	6.0
CMLB051H-3R3MS	3.3	45.0	52.0	4.7	4.5	5.5	4.8
CMLB051H-4R7MS	4.7	70.0	81.0	3.5	3.2	4.5	3.9
CMLB051H-6R8MS	6.8	103.0	125.0	2.9	2.6	3.6	3.4
CMLB051H-100MS	10.0	139.0	154.0	2.5	2.3	3.3	2.8


CMLE053T (4.9*5.2*3.0mm)

 Part Number	L0 Inductance (uH)	DCR (mOhm)		Heat rating current, I _{dc} (A)		Saturation current, I _{sat} (A)	
		Typical	Max	Typical	Max	Typical	Max
		CMLE053T-R20MS	0.20	2.2	2.5	26.0	23.0
CMLE053T-R47MS	0.47	5.0	5.9	14.2	12.7	14.0	12.0

CMLE053T-R68MS	0.68	7.0	8.5	12.2	10.9	12.5	10.5
CMLE053T-1R0MS	1.0	8.4	9.4	10.8	9.7	11.0	9.0
CMLE053T-1R5MS	1.5	14.7	17.0	8.2	7.2	9.5	8.0
CMLE053T-2R2MS	2.2	21.0	24.0	6.9	6.2	8.2	7.0
CMLE053T-3R3MS	3.3	29.7	36.0	5.8	5.2	7.3	6.6
CMLE053T-4R7MS	4.7	48.0	54.0	5.1	4.5	5.7	5.1
CMLE053T-6R8MS	6.8	72.0	84.0	3.7	3.1	4.2	3.6
CMLE053T-100MS	10.0	104.0	125.0	3.3	3.0	3.7	3.1


[Back to 5*5 SERIES](#) [TOP](#)

CMLB053T (4.9*5.2*3.0mm)

 Part Number	L0 Inductance (uH)	DCR (mOhm)		Heat rating current, I _{dc} (A)		Saturation current, I _{sat} (A)	
		Typical	Max	Typical	Max	Typical	Max
CMLB053T-R10MS	0.10	2.0	2.3	28.0	25.0	38.0	33.0
CMLB053T-R22MS	0.22	3.5	3.9	23.0	21.0	20.0	17.0
CMLB053T-R35MS	0.35	5.4	6.3	21.0	19.0	15.0	13.0
CMLB053T-R47MS	0.47	7.0	8.0	12.2	10.9	14.0	12.0
CMLB053T-R68MS	0.68	8.0	9.2	17.0	15.0	11.5	10.0
CMLB053T-1R0MS	1.0	10.5	12.0	15.0	13.0	10.0	8.5
CMLB053T-1R5MS	1.5	17.0	20.0	7.8	7.0	8.6	8.0
CMLB053T-2R2MS	2.2	25.0	29.0	8.5	7.5	8.0	6.5
CMLB053T-3R3MS	3.3	34.0	38.0	8.0	7.0	6.0	5.0
CMLB053T-4R7MS	4.7	52.0	60.0	5.5	5.0	4.0	3.5
CMLB053T-6R8MS	6.8	100.0	115.0	3.5	3.0	3.7	3.2

[Back to 5*5 SERIES](#) [TOP](#)

VCMT053T (5.45*5.25*3.0 mm) (Automotive-Grade)

 Part Number	L0 Inductance (uH)	DCR (mOhm)		Heat rating current, I _{dc} (A)		Saturation current, I _{sat} (A)	
		Typical	Max	Typical	Max	Typical	Max
VCMT053T-R68MN5	0.68	8.6	9.8	11.1	10.0	11.7	10.0
VCMT053T-1R0MN5	1.0	10.0	11.5	10.3	9.3	6.7	5.7
VCMT053T-1R5MN5	1.5	15.4	17.7	8.2	7.4	6.4	5.5
VCMT053T-2R2MN5	2.2	20.0	23.0	7.1	6.4	5.7	4.7
VCMT053T-3R3MN5	3.3	33.0	38.0	5.5	5.0	5.3	4.5
VCMT053T-4R7MN5	4.7	51.0	59.0	4.4	3.9	4.5	3.9
VCMT053T-6R8MN5	6.8	80.0	92.0	3.5	3.1	3.5	3.0

VCMT053T-100MN5	10.0	112.6	129.5	2.5	2.3	2.35	2.0
VCMT053T-150MN5	15.0	170.0	196.0	2.0	1.8	2.2	1.9


[Back to 5*5 SERIES](#) [TOP](#)

6*6 SERIES

[HBLE061T](#) [HBLE061B](#) [HBLE061E](#) [SDES064T](#) [SDES064E](#) [CMLE061E](#) [CMLE063T](#) [CMLB063T](#) [CMLS063T](#) [CMLE064T](#)


[VCMT063T\(Automotive-Grade\)](#)

HBLE061T (6.4*6.4*1.0mm)

 Part Number	L0 Inductance (uH)	DCR (mOhm)		Heat rating current, I _{dc} (A)		Saturation current, I _{sat} (A)	
		Typical	Max	Typical	Max	Typical	Max
HBLE061T-2R2MS	2.2	85	102	3.2	2.8	4.8	4.3
HBLE061T-4R7MS	4.7	144	172	2.2	2.0	2.8	2.5
HBLE061T-6R8MS	6.8	164	197	2.0	1.8	2.5	2.0
HBLE061T-100MS	10.0	259	310	1.6	1.4	2.1	1.9


[Back to 6*6 SERIES](#) [TOP](#)

HBLE061B (6.4*6.4*1.2mm)

 Part Number	L0 Inductance (uH)	DCR (mOhm)		Heat rating current, I _{dc} (A)		Saturation current, I _{sat} (A)	
		Typical	Max	Typical	Max	Typical	Max
HBLE061B-2R2MS	2.2	47	59	6.0	5.0	4.1	3.7
HBLE061B-4R7MS	4.7	86	103	3.2	2.8	3.6	3.2
HBLE061B-100MS	10.0	192	230	2.1	1.9	3.0	2.7


[Back to 6*6 SERIES](#) [TOP](#)

HBLE061E (6.4*6.4*1.5mm)

 Part Number	L0 Inductance (uH)	DCR (mOhm)		Heat rating current, I _{dc} (A)		Saturation current, I _{sat} (A)	
		Typical	Max	Typical	Max	Typical	Max
HBLE061E-2R2MS	2.2	37	45	6.5	5.5	5.0	4.5
HBLE061E-4R7MS	4.7	58	70	4.8	4.2	4.1	3.7
HBLE061E-6R8MS	6.8	86	104	3.1	2.8	3.6	3.2
HBLE061E-100MS	10.0	114	137	2.7	2.4	3.3	2.9


[Back to 6*6 SERIES](#) [TOP](#)

SDES64T (6.0*6.0*4.0mm)

 Part Number	L0 Inductance (uH)	DCR (mOhm)		Heat rating current, I _{dc} (A)		Saturation current, I _{sat} (A)	
		Typical	Max	Typical	Max	Typical	Max
SDES064T-1R5MS	1.5	10.0	13.0	6.60	5.90	7.80	7.00
SDES064T-2R2MS	2.2	14.0	17.0	6.30	5.70	7.10	6.40
SDES064T-3R3MS	3.3	19.0	24.0	5.10	4.60	5.50	5.00
SDES064T-4R7MS	4.7	22.0	26.0	4.75	4.25	5.00	4.50
SDES064T-6R8MS	6.8	31.0	39.0	4.20	3.60	4.10	3.70
SDES064T-8R2MS	8.2	38.0	47.0	3.40	3.12	3.50	3.15
SDES064T-100MS	10.0	39.0	49.0	3.40	3.10	3.40	3.10
SDES064T-150MS	15.0	69.0	87.0	2.50	2.30	2.60	2.34
SDES064T-220MS	22.0	95.0	120.0	2.20	2.00	2.20	2.00
SDES064T-330MS	33.0	136.0	171.0	2.00	1.80	1.70	1.50
SDES064T-470MS	47.0	193.0	232.0	1.60	1.45	1.40	1.20
SDES064T-560MS	56.0	245.0	306.0	1.40	1.20	1.30	1.15
SDES064T-680MS	68.0	285.0	360.0	1.20	1.10	1.20	1.10
SDES064T-101MS	100.0	420.0	530.0	1.05	0.95	1.00	0.95
SDES064T-121MS	120.0	480.0	540.0	0.90	0.81	0.92	0.82
SDES064T-221MS	220.0	830	1040	0.64	0.58	0.71	0.64

[Back to 6*6 SERIES](#) [TOP](#)


SDES64E (6.0*6.0*4.5mm)

 Part Number	L0 Inductance (uH)	DCR (mOhm)		Heat rating current, I _{dc} (A)		Saturation current, I _{sat} (A)	
		Typical	Max	Typical	Max	Typical	Max
SDES064E-R47MS	0.47	6.0	8.0	7.05	6.55	16.70	15.2
SDES064E-1R0MS	1.0	11.0	14.0	6.20	5.20	11.0	9.87
SDES064E-1R5MS	1.5	12.0	15.6	5.60	5.00	9.70	8.80
SDES064E-2R2MS	2.2	14.0	17.5	5.20	4.70	7.40	6.75
SDES064E-3R3MS	3.3	21.0	26.0	5.00	4.30	6.20	5.90
SDES064E-4R7MS	4.7	25.0	33.0	4.60	4.20	5.50	4.97
SDES064E-6R8MS	6.8	31.0	37.5	3.60	3.25	4.30	3.90
SDES064E-100MS	10.0	38.0	47.0	3.50	3.15	3.50	3.20
SDES064E-150MS	15.0	69.0	87.0	2.60	2.40	2.75	2.50
SDES064E-220MS	22.0	87.0	105.0	2.15	1.90	2.20	2.05
SDES064E-330MS	33.0	133.0	160.0	1.70	1.53	1.80	1.65

SDES064E-101MS	100.0	408.0	510.0	1.05	0.95	1.05	0.95
----------------	-------	-------	-------	------	------	------	------


[Back to 6*6 SERIES](#) [TOP](#)

CMLE061E (6.724*7.241*1.5mm)

 Part Number	L0 Inductance (uH)	DCR (mOhm)		Heat rating current, I _{dc} (A)		Saturation current, I _{sat} (A)	
		Typical	Max	Typical	Max	Typical	Max
CMLE061E-R12MS	0.12	3.0	3.65	19.0	17.0	29.0	25.0
CMLE061E-R15MS	0.15	3.5	4.1	18.0	16.0	25.0	22.0
CMLE061E-R33MS	0.33	5.6	6.50	13.5	12.0	21.0	19.0
CMLE061E-R47MS	0.47	7.2	8.50	13.0	11.0	18.0	15.5
CMLE061E-R56MS	0.56	9.5	11.0	10.0	9.0	15.0	14.0
CMLE061E-R82MS	0.82	15.0	17.0	9.0	8.5	13.0	11.0
CMLE061E-1R0MS	1.0	18.5	21.0	8.2	7.6	12.0	10.0
CMLE061E-1R2MS	1.2	21.0	25.0	7.5	7.0	10.5	8.5
CMLE061E-1R5MS	1.5	25.0	28.0	7.2	6.7	8.5	7.7
CMLE061E-2R2MS	2.2	35.0	42.0	6.0	5.1	7.2	6.1
CMLE061E-3R3MS	3.3	54.0	63.0	3.8	3.3	6.0	5.2
CMLE061E-4R7MS	4.7	75.0	84.0	3.5	3.0	5.0	4.5
CMLE061E-6R8MS	6.8	110.0	130.0	3.0	2.5	4.5	4.0
CMLE061E-100MS	10.0	165.0	175.0	2.2	2.0	3.5	3.0

[Back to 6*6 SERIES](#) [TOP](#)


CMLE063T (6.8*7.3*3.0mm)

 Part Number	L0 Inductance (uH)	DCR (mOhm)		Heat rating current, I _{dc} (A)		Saturation current, I _{sat} (A)	
		Typical	Max	Typical	Max	Typical	Max
CMLE063T-R12MSOR657	0.12	0.65 ± 7%		41.5	37.5	48	42.5
CMLE063T-R15MSOR907	0.15	0.90 ± 7%		38	35	45	41
CMLE063T-R15MSOR905	0.15	0.90 ± 5%		38	35	45	41
CMLE063T-R15MSOR987	0.15	0.98 ± 7%		35	30	42	35
CMLE063T-R24MS1R197	0.24	1.19 ± 7%		35	31	38	32
CMLE063T-R22MS	0.22	1.15	1.3	37.0	32.0	38.0	32.0
CMLE063T-R36MS	0.36	2.3	2.55	25.0	23.0	31.0	28.0
CMLE063T-R47MS	0.47	2.9	3.3	23.0	20.0	25.0	23.0
CMLE063T-R68MS	0.68	4.6	5.2	16.5	15.5	18.5	17.0
CMLE063T-R82MS	0.82	4.7	5.4	16.0	14.5	18.0	15.6
CMLE063T-1R0MS	1.00	5.6	6.5	16.0	14.4	17.0	15.0

CMLE063T-1R5MS	1.50	7.7	8.9	12.0	11.0	15.0	14.0
CMLE063T-2R2MS	2.2	11.0	12.8	10.0	9.0	14.0	12.0
CMLE063T-3R3MS	3.3	18.5	21.0	8.0	7.0	11.0	10.0
CMLE063T-4R7MS	4.7	23.6	26.0	6.7	6.0	8.0	7.0
CMLE063T-6R8MS	6.8	41.0	48.0	5.5	5.0	7.0	6.1
CMLE063T-8R2MS	8.2	52.0	60.0	5.1	4.6	6.6	5.7
CMLE063T-100MS	10.0	59.0	66.0	4.2	3.8	6.2	5.5
CMLE063T-220MS	22.0	148.0	170.0	2.8	2.3	3.2	2.7


[Back to 6*6 SERIES](#) [TOP](#)

CMLB063T (6.8*7.3*3.0mm)

 Part Number	L0 Inductance (uH)	DCR (mOhm)		Heat rating current, Idc (A)		Saturation current, Isat (A)	
		Typical	Max	Typical	Max	Typical	Max
CMLB063T-R10MS	0.10	0.81	0.99	40.0	35.0	60.2	48.0
CMLB063T-R15MS	0.15	1.8	2.4	30.0	25.0	41.0	35.0
CMLB063T-R20MS	0.20	2.2	3.0	26.0	22.0	38.0	33.0
CMLB063T-R22MS	0.22	2.3	3.0	25.0	21.0	35.0	32.0
CMLB063T-R33MS	0.33	2.7	3.3	22.0	20.0	26.0	22.0
CMLB063T-R36MS	0.36	3.2	3.8	20.0	18.0	24.5	22.0
CMLB063T-R47MS	0.47	3.48	4.1	18.0	16.0	21.0	17.8
CMLB063T-R56MS	0.56	3.88	4.5	16.5	15.0	20.0	16.0
CMLB063T-R68MS	0.68	4.75	5.3	16.0	14.5	19.0	15.0
CMLB063T-R82MS	0.82	5.38	6.0	14.0	13.0	17.0	14.0
CMLB063T-1R0MS	1.0	6.6	7.25	13.0	11.2	16.5	13.5
CMLB063T-1R2MS	1.2	7.7	8.6	11.7	10.1	14.5	12.5
CMLB063T-1R5MS	1.5	9.1	10.5	11.0	9.5	14.2	12.0
CMLB063T-2R2MS	2.2	13.4	15.0	8.5	8.0	12.5	10.5
CMLB063T-3R3MS	3.3	17.9	22.0	7.2	6.2	9.6	8.5
CMLB063T-4R7MS	4.7	27.9	33.0	6.0	5.5	6.55	5.5
CMLB063T-5R6MS	5.6	39.0	42.0	5.7	5.0	6.35	5.05
CMLB063T-6R8MS	6.8	42.0	48.0	4.7	4.2	6.3	5.0
CMLB063T-8R2MS	8.2	53.9	60.0	4.5	3.8	6.05	4.92
CMLB063T-100MS	10.0	60.0	68.0	4.0	3.5	5.6	4.9
CMLB063T-150MS	15.0	132.5	150.0	2.7	2.4	3.8	3.3
CMLB063T-220MS	22.0	179.5	200.0	2.3	2.0	3.1	2.5
CMLB063T-330MS	33.0	274.0	284.0	2.1	1.8	2.3	2.0


[Back to 6*6 SERIES](#) [TOP](#)

CMLS063T(6.8*7.3*3.0mm)

 Part Number	L0 Inductance	DCR		Heat rating current, I _{dc}		Saturation current, I _{sat} (A)	
	(uH)	(mOhm)		(A)			
		Typical	Max	Typical	Max	Typical	Max
CMLS063T-R10MS	0.10	0.8	1.0	33.0	28.0	70.0	60.0
CMLS063T-R15MS	0.15	1.9	2.3	27.0	24.0	61.0	53.0
CMLS063T-R20MS	0.20	2.4	2.7	26.0	23.0	48.0	42.0
CMLS063T-R22MS	0.22	2.4	2.7	26.0	23.0	46.0	41.0
CMLS063T-R33MS	0.33	3.3	3.8	23.0	20.0	38.0	32.0
CMLS063T-R47MS	0.47	3.81	4.1	18.0	16.5	30.0	26.0
CMLS063T-R68MS	0.68	4.7	5.4	16.0	14.0	26.0	21.0
CMLS063T-R82MS	0.82	6.4	7.5	14.0	13.0	24.0	20.0
CMLS063T-1R0MS	1.0	8.9	10.0	12.0	10.0	23.0	19.0
CMLS063T-1R5MS	1.5	12.0	14.0	9.0	8.0	21.0	18.5
CMLS063T-2R2MS	2.2	15.6	18.0	8.5	7.7	16.0	14.0
CMLS063T-3R3MS	3.3	26.0	29.0	7.5	6.5	14.0	12.0
CMLS063T-4R7MS	4.7	36.5	40.0	5.5	5.0	11.0	10.0
CMLS063T-6R8MS	6.8	53.5	60.0	4.5	4.0	8.5	7.5
CMLS063T-100MS	10.0	90.0	105.0	3.2	2.8	7.3	6.3


[Back to 6*6 SERIES](#) [TOP](#)

CMLE064T (6.8*7.6*5.0mm)

 Part Number	L0	DCR		Heat rating current, I _{dc}		Saturation current, I _{sat} (A)	
	Inductance	(mOhm)		(A)			
	(uH)	Typical	Max	Typical	Max	Typical	Max
CMLE064T-R15MSOR667	0.15	0.66 ± 7%		40.0	37.0	50.0	46.0
CMLE064T-R15MSOR675	0.15	0.67 ± 5%		40.0	37.0	50.0	46.0
CMLE064T-R15MSOR725	0.15	0.72 ± 5%		39.0	36.0	54.0	47.0
CMLE064T-R22MSOR987	0.22	0.98 ± 7%		38.0	34.0	35.5	28.5
CMLE064T-R24MS1R007	0.24	1.00 ± 7%		36.0	32.0	35.5	28.5
CMLE064T-R36MS1R407	0.36	1.40 ± 7%		30.0	25.0	26.0	23.0
CMLE064T-R42MS1R557	0.42	1.55 ± 7%		24.0	21.0	23.0	19.0

[Back to 6*6 SERIES](#) [TOP](#)

VCMT063T (6.0*7.3*3.0mm) (Automotive-Grade)


 Part Number	L0 Inductance (uH)	DCR (mOhm)		Heat rating current, I _{dc} (A)		Saturation current, I _{sat} (A)	
		Typical	Max	Typical	Max	Typical	Max
VCMT063T-R47MN5T	0.47	3.85	4.62	17.0		16.3	
VCMT063T-1R0MN5T	1.0	6.5	7.8	13.0		12.5	
VCMT063T-1R5MN5T	1.5	10.9	12.5	10.5		9.0	
VCMT063T-2R2MN5T	2.2	15.0	16.5	9.0		8.0	
VCMT063T-3R3MN5T	3.3	22.5	26.0	7.5		7.5	
VCMT063T-4R7MN5T	4.7	31.5	33.4	6.0		6.0	
VCMT063T-6R8MN5T	6.8	41.5	46.8	5.5		4.5	
VCMT063T-100MN5T	10.0	61.0	70.5	4.0		3.5	
VCMT063T-150MN5T	15.0	96.0	110.0	3.2		2.8	
VCMT063T-220MN5T	22.0	163.0	174.0	2.5		2.4	

[Back to 6*6 SERIES](#) [TOP](#)

7*7 SERIES

VCHA075D (Automotive-Grade) HCB0770 HCB0732 HCB0730 HCB0740 HCB0747 HCB0750


VCHA075D (7.7*7.2*5.4mm) (Automotive-Grade)



Part Number	L0 Inductance (uH)	DCR (mOhm)		Heat rating current, I _{dc} (A)		Saturation current, I _{sat} (A)	
		Typical	Max	Typical	Max	Typical	Max
VCHA075D-1R5MS6	1.5	6.1	7.3	11.4	10.3	16.3	14.0
VCHA075D-2R2MS6	2.2	9.5	11.4	9.7	8.7	14.8	12.7
VCHA075D-3R3MS6	3.3	14.0	15.4	8.0	7.2	13.5	11.6
VCHA075D-4R7MS6	4.7	19.0	20.9	7.0	6.3	13.1	11.2
VCHA075D-5R6MS6	5.6	21.5	24.0	6.5	5.9	10.6	9.1
VCHA075D-6R8MS6	6.8	24.2	26.6	6.1	5.5	10.2	8.7
VCHA075D-8R2MS6	8.2	29.0	31.9	5.6	5.0	9.0	7.7
VCHA075D-100MS6	10.0	34.5	38.0	5.2	4.7	8.0	6.9
VCHA075D-150MS6	15.0	60.0	66.0	3.8	3.4	6.9	5.9
VCHA075D-220MS6	22.0	85.0	93.5	3.3	3.0	6.3	5.4
VCHA075D-330MS6	33.0	116.0	127.6	2.8	2.5	4.9	4.2
VCHA075D-470MS6	47.0	156.0	171.6	2.4	2.2	4.1	3.5
VCHA075D-680MS6	68.0	222.0	255.0	2.0	1.8	2.8	2.4

[Back to 7*7 SERIES TOP](#)

HCB0770 (7.5*7.0*7.2mm)




Part Number	L0 Inductance (nH)	DCR (mOhm)		Heat rating current, I _{dc} (A)		Saturation current, I _{sat} (A)	
		Typical	Max	Typical	Max	Typical	Max
HCB0770-900	90	0.71 ± 10%		33		85	
HCB0770-101	100	0.71 ± 10%		33		75	
HCB0770-121	120	0.71 ± 10%		33		60	
HCB0770-151	150	0.71 ± 10%		33		45	
HCB0770-181	180	0.71 ± 10%		33		35	
HCB0770-221	220	0.71 ± 10%		33		30	
HCB0770-900L	90	0.35 ± 10%		48		85	
HCB0770-101L	100	0.35 ± 10%		48		75	
HCB0770-121L	120	0.35 ± 10%		48		60	
HCB0770-151L	150	0.35 ± 10%		48		45	
HCB0770-181L	180	0.35 ± 10%		48		35	

HCBO770-221L 220 0.35 ± 10% 48 30

[Back to 7*7 SERIES](#) [TOP](#)

HCBO732 (7.0*7.0*3.2mm)

 Part Number	L0 Inductance (nH)	DCR (mOhm)		Heat rating current, Idc (A)		Saturation current, Isat (A)	
		Typical	Max	Typical	Max	Typical	Max
HCBO732-151	150	0.24 ± 10%		39		18	
HCBO732-171	170	0.24 ± 10%		39		16	


[Back to 7*7 SERIES](#) [TOP](#)

HCBO730 (7.0*7.0*3.4mm)

 Part Number	L0 Inductance (nH)	DCR (mOhm)		Heat rating current, Idc (A)		Saturation current, Isat (A)	
		Typical	Max	Typical	Max	Typical	Max
HCBO730-470	47	0.24 ± 10%		39		42	
HCBO730-680	68	0.24 ± 10%		39		32	
HCBO730-820	82	0.24 ± 10%		39		26	
HCBO730-101	100	0.24 ± 10%		39		22	
HCBO730-111	110	0.24 ± 10%		39		20	
HCBO730-121	120	0.24 ± 10%		39		18	
HCBO730-470H	47	0.30 ± 10%		35		42	
HCBO730-680H	68	0.30 ± 10%		35		32	
HCBO730-820H	82	0.30 ± 10%		35		26	
HCBO730-101H	100	0.30 ± 10%		35		22	
HCBO730-111H	110	0.30 ± 10%		35		20	
HCBO730-121H	120	0.30 ± 10%		35		18	
HCBO730-470L	47	0.15 ± 15%		49		42	
HCBO730-680L	68	0.15 ± 15%		49		32	
HCBO730-820L	82	0.15 ± 15%		49		26	
HCBO730-101L	100	0.15 ± 15%		49		22	
HCBO730-111L	110	0.15 ± 15%		49		20	


[Back to 7*7 SERIES](#) [TOP](#)

HCBO740 (7.0*7.0*4.0mm)

 Part Number	L0 Inductance	DCR		Heat rating current, I _{dc}		Saturation current, I _{sat} (A)	
	(nH)	(mOhm)		(A)			
		Typical	Max	Typical	Max	Typical	Max
HCBO740-850	85	0.28 ± 10%		36		47	
HCBO740-101	100	0.28 ± 10%		36		39	
HCBO740-151	150	0.28 ± 10%		36		26	
HCBO740-201	200	0.28 ± 10%		36		18	
HCBO740-850L	85	0.24 ± 10%		39		47	
HCBO740-101L	100	0.24 ± 10%		39		39	
HCBO740-151L	150	0.24 ± 10%		39		26	
HCBO740-201L	200	0.24 ± 10%		39		18	


[Back to 7*7 SERIES](#) [TOP](#)

HCBO747 (7.4*7.0*4.7mm)

 Part Number	L0 Inductance	DCR		Heat rating current, I _{dc}		Saturation current, I _{sat} (A)	
	(nH)	(mOhm)		(A)			
		Typical	Max	Typical	Max	Typical	Max
HCBO747-101	100	0.26 ± 10%		38		45	
HCBO747-121	120	0.26 ± 10%		38		37	
HCBO747-151	150	0.26 ± 10%		38		27	
HCBO747-181	180	0.26 ± 10%		38		20	
HCBO747-221	220	0.26 ± 10%		38		15	
HCBO747-101L	100	0.18 ± 10%		55		45	
HCBO747-121L	120	0.18 ± 10%		55		37	
HCBO747-151L	150	0.18 ± 10%		55		27	
HCBO747-181L	180	0.18 ± 10%		55		20	
HCBO747-221L	220	0.18 ± 10%		55		15	
HCBO747S-101L	100	0.17 ± 10%		56		42	
HCBO747S-151L	150	0.17 ± 10%		56		27	

[Back to 7*7 SERIES](#) [TOP](#)

HCBO750 (7.0*7.0*5.0mm)

 Part Number	L0 Inductance	DCR		Heat rating current, I _{dc}		Saturation current, I _{sat} (A)	
	(nH)	(mOhm)		(A)			
		Typical	Max	Typical	Max	Typical	Max
HCBO750-700	70	0.32 ± 9.5%		37		75	
HCBO750-101	100	0.32 ± 9.5%		37		53	
HCBO750-121	120	0.32 ± 9.5%		37		42	

CYNTEC COPORATION


HCBO750-151	150	0.32 ± 9.5%	37	34
HCBO750-700H2	70	0.46 ± 6.5%	31	75
HCBO750-101H2	100	0.46 ± 6.5%	31	53
HCBO750-121H2	120	0.46 ± 6.5%	31	42
HCBO750-151H2	150	0.46 ± 6.5%	31	34
HCBO750-700L	70	0.19 ± 10%	48	75
HCBO750-101L	100	0.19 ± 10%	48	53
HCBO750-121L	120	0.19 ± 10%	48	42
HCBO750-151L	150	0.19 ± 10%	48	34
HCBO750-700L2	70	0.25 ± 10%	41	75
HCBO750-101L2	100	0.25 ± 10%	41	53
HCBO750-121L2	120	0.25 ± 10%	41	42
HCBO750-151L2	150	0.25 ± 10%	41	34

[Back to 7*7 SERIES](#) [TOP](#)

8*8 SERIES


VCHA085D (Automotive-Grade) [HCB0840](#)

[VCHA085D \(8.7*8.2*5.4mm\) \(Automotive-Grade\)](#)

 Part Number	L0 Inductance (uH)	DCR (mOhm)		Heat rating current, Idc (A)		Saturation current, Isat (A)	
		Typical	Max	Typical	Max	Typical	Max
VCHA085D-1R0MS6	1.0	4.0	4.8	15.5	14.0	22.0	18.9
VCHA085D-3R3MS6	3.3	9.8	11.8	10.1	9.1	16.3	14.0
VCHA085D-4R7MS6	4.7	13.0	15.6	8.8	7.9	16.0	13.7
VCHA085D-150MS6	15.0	44.0	52.8	4.9	4.4	7.8	6.7
VCHA085D-220MS6	22.0	56.0	67.0	4.1	3.7	7.2	6.2
VCHA085D-470MS6	47.0	122.0	135.0	2.9	2.6	5.6	4.8

[Back to 8*8 SERIES](#) [TOP](#)


[HCB0840 \(8.0*7.0*4.0mm\)](#)

 Part Number	L0 Inductance (nH)	DCR (mOhm)		Heat rating current, Idc (A)		Saturation current, Isat (A)	
		Typical	Max	Typical	Max	Typical	Max
HCB0840-151	150	0.5 ± 6%		28		34	

[Back to 8*8 SERIES](#) [TOP](#)

9*9 SERIES

[HCB0950 \(9.0*7.0*5.0mm\)](#)


 Part Number	L0 Inductance (nH)	DCR (mOhm)		Heat rating current, Idc (A)		Saturation current, Isat (A)	
		Typical	Max	Typical	Max	Typical	Max
HCB0950-101	100	0.37 ± 6 %		37		60	
HCB0950-151	150	0.37 ± 6 %		37		42	
HCB0950-181	180	0.37 ± 6 %		37		33	
HCB0950-231	230	0.37 ± 6 %		37		24	
HCB0950-301	300	0.37 ± 6 %		37		21	
HCB0950-351	350	0.37 ± 6 %		37		16	

[Back to 9*9 SERIES](#) [TOP](#)

CMLB104T-6R8MS	6.8	22.0	24.5	7.8	6.5	12.0	9.5
CMLB104T-8R2MS	8.2	24.0	26.5	7.6	6.2	9.0	8.0
CMLB104T-100MS	10.0	27.0	30.0	7.5	5.8	8.6	7.2
CMLB104T-150MS	15.0	39.5	45.0	6.3	5.0	8.0	6.9
CMLB104T-220MS	22.0	59.0	66.0	5.0	4.0	6.2	5.4
CMLB104T-330MS	33.0	84.0	91.0	4.4	3.5	5.5	5.0
CMLB104T-470MS	47.0	129.0	143.0	3.3	2.8	4.0	3.7


[Back to 10*10 SERIES](#) [TOP](#)

CMLE104T (10.3*11.5*4.0mm)


 Part Number	L0 Inductance (uH)		DCR (mOhm)		Heat rating current, Idc (A)		Saturation current, Isat (A)	
	Typical		Max		Typical		Max	
	Typical	Max	Typical	Max	Typical	Max	Typical	Max
CMLE104T-R22MS0R607	0.22	0.6 ± 7%			50.0	45.0	72.0	66.0
CMLE104T-R36MS0R765	0.36	0.76 ± 5%			43.0	38.0	50.0	45.0
CMLE104T-R45MS1R007	0.45	1.0 ± 7%			35.0	32.0	48.0	43.0
CMLE104T-R56MS1R407	0.56	1.4 ± 7%			30.0	28.0	38.0	35.0
CMLE104T-R68MS1R607	0.68	1.6 ± 7%			28.0	25.0	34.0	31.0
CMLE104T-R88MS2R307	0.88	2.3 ± 7%			27.0	24.0	33.0	28.5
CMLE104T-1R0MS2R307	1.0	2.3 ± 7%			25.0	22.5	32.0	28.0

[Back to 10*10 SERIES](#) [TOP](#)


VCMT104T (11.2*10.3*4mm) (Automotive-Grade)

 Part Number	L0 Inductance (uH)		DCR (mOhm)		Heat rating current, Idc (A)		Saturation current, Isat (A)	
	Typical		Max		Typical		Max	
	Typical	Max	Typical	Max	Typical	Max	Typical	Max
VCMT104T-R47MN5	0.47	1.53	1.68		34.0		21.0	
VCMT104T-1R0MN5	1.0	2.7	3.1		23.0		18.0	
VCMT104T-3R3MN5	3.3	9.94	11.8		11.0		12.0	
VCMT104T-4R7MN5	4.7	13.2	15.0		9.8		11.0	
VCMT104T-6R8MN5	6.8	18.5	21.5		9.1		8.5	
VCMT104T-8R2MN5	8.2	25.3	29.0		7.7		7.1	
VCMT104T-100MN5	10.0	28.5	33.0		7.5		6.0	
VCMT104T-150MN5	15.0	42.5	49.0		6.0		5.4	
VCMT104T-220MN5	22.0	60.4	68.0		5.0		4.6	
VCMT104T-330MN5	33.0	89.0	102.0		4.0		3.6	
VCMT104T-470MN5	47.0	164.0	188.0		3.0		3.2	

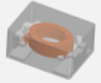
VCM104T (11.2*10.3*4mm) (Automotive-Grade)

 Part Number	L0 Inductance (uH)	DCR (mOhm)		Heat rating current, I _{dc} (A)		Saturation current, I _{sat} (A)	
		Typical	Max	Typical	Max	Typical	Max
VCM104T-150MN53	15.0	47.0	52.0	5.1	4.6	6.5	5.6
VCM104T-330MN53	33.0	89.0	102.0	4.0	3.5	4.2	3.6


VCM105T (10.85*10.0*5.0mm) (Automotive-Grade)

 Part Number	L0 Inductance (uH)	DCR (mOhm)		Heat rating current, I _{dc} (A)		Saturation current, I _{sat} (A)	
		Typical	Max	Typical	Max	Typical	Max
VCM105T-100MS5	10.0	23.5	27.0	9.7	8.7	12.0	10.3
VCM105T-150MS5	15.0	37.0	43.0	6.7	6.0	9.4	8.1
VCM105T-220MS5	22.0	60.0	69.0	5.3	4.8	7.8	6.6
VCM105T-330MS5	33.0	86.6	100.0	4.4	4.0	6.4	5.5
VCM105T-680MS5	68.0	176.0	211.0	3.2	2.9	4.6	3.9

VCHA105D (10.85*10.0*5.4mm) (Automotive-Grade)


 Part Number	L0 Inductance (uH)	DCR (mOhm)		Heat rating current, I _{dc} (A)		Saturation current, I _{sat} (A)	
		Typical	Max	Typical	Max	Typical	Max
VCHA105D-1R0MS6	1.0	2.30	2.76	30.0	27.0	37.0	31.7
VCHA105D-2R2MS6	2.2	4.1	4.9	23.0	20.7	25.0	21.4
VCHA105D-3R3MS6	3.3	6.2	7.4	18.7	16.8	19.0	16.3
VCHA105D-4R7MS6	4.7	8.3	10.0	14.5	13.0	15.7	13.5
VCHA105D-6R8MS6	6.8	12.0	14.0	12.0	10.8	13.3	11.4
VCHA105D-100MS6	10.0	21.0	24.2	8.7	7.8	12.7	10.9
VCHA105D-150MS6	15.0	27.2	31.3	7.6	6.8	9.2	7.9
VCHA105D-220MS6	22.0	43.5	50.0	6.0	5.4	8.8	7.5
VCHA105D-330MS6	33.0	65.5	75.3	4.8	4.3	7.6	6.5
VCHA105D-470MS6	47.0	89.0	103.0	4.1	3.6	4.9	4.2
VCHA105D-680MS6	68.0	132.0	152.0	3.3	3.0	4.2	3.6

VCHA106T (10.85*10.0*5.8mm) (Automotive-Grade)

 Part Number	L0 Inductance (uH)	DCR (mOhm)		Heat rating current, I _{dc} (A)		Saturation current, I _{sat} (A)	
		Typical	Max	Typical	Max	Typical	Max
VCHA106T-220MS6	22.0	40.0	46.0	5.6	5.0	9.2	7.9
VCHA106T-470MS6	47.0	68.0	75.0	4.3	3.9	5.9	5.1


[Back to 10*10 SERIES](#) [TOP](#)

VAMV1009AA (10.2*9.2*10.85mm) (Automotive-Grade)

 Part Number	L0 Inductance (uH)	DCR (mOhm)		Heat rating current, I _{dc} (A)		Saturation current, I _{sat} (A)	
		Typical	Max	Typical	Max	Typical	Max
VAMV1009AA-1R0MM2	1.0	3.3	4.0	13.0	12.0	50.0	43.0
VAMV1009AA-2R2MM2	2.2	5.0	6.0	10.0	9.0	32.0	27.5
VAMV1009AA-3R3MM2	3.3	7.5	8.6	9.0	8.0	26.0	23.4
VAMV1009AA-5R6MM2	5.6	14.0	16.8	6.4	5.8	19.0	16.0
VAMV1009AA-8R2MM2	8.2	17.4	20.0	6.0	5.4	14.0	12.0
VAMV1009AA-100MM2	10.0	18.0	22.0	5.8	5.2	12.0	10.0
VAMV1009AA-150MM2	15.0	34.0	40.8	4.5	4.0	9.0	7.7
VAMV1009AA-220MM2	22.0	46.0	56.0	3.6	3.2	8.5	7.3

[Back to 10*10 SERIES](#) [TOP](#)


HCB1050 (10.2*7.0*5.0mm)

 Part Number	L0 Inductance (nH)	DCR (mOhm)		Heat rating current, I _{dc} (A)		Saturation current, I _{sat} (A)	
		Typical	Max	Typical	Max	Typical	Max
HCB1050-800L1	80	0.33 ± 6 %		40		92	
HCB1050-900L1	90	0.33 ± 6 %		40		83	
HCB1050-101L1	100	0.33 ± 6 %		40		75	
HCB1050-121L1	120	0.33 ± 6 %		40		63	
HCB1050-151L1	150	0.33 ± 6 %		40		48	
HCB1050-181L1	180	0.33 ± 6 %		40		40	
HCB1050-221L1	220	0.33 ± 6 %		40		34	
HCB1050-800	80	0.39 ± 7.7%		37		92	
HCB1050-900	90	0.39 ± 7.7%		37		83	
HCB1050-101	100	0.39 ± 7.7%		37		75	

HCB1050-121	120	0.39 ± 7.7%	37	63
HCB1050-151	150	0.39 ± 7.7%	37	48
HCB1050-181	180	0.39 ± 7.7%	37	40
HCB1050-221	220	0.39 ± 7.7%	37	34
HCB1050-800H	80	0.55 ± 7.3%	31	92
HCB1050-900H	90	0.55 ± 7.3%	31	83
HCB1050-101H	100	0.55 ± 7.3%	31	75
HCB1050-121H	120	0.55 ± 7.3%	31	63
HCB1050-151H	150	0.55 ± 7.3%	31	48
HCB1050-181H	180	0.55 ± 7.3%	31	40
HCB1050-221H	220	0.55 ± 7.3%	31	34
HCB1050-800L	80	0.245 ± 7 %	46	92
HCB1050-900L	90	0.245 ± 7 %	46	83
HCB1050-101L	100	0.245 ± 7 %	46	75
HCB1050-121L	120	0.245 ± 7 %	46	63
HCB1050-151L	150	0.245 ± 7 %	46	48
HCB1050-181L	180	0.245 ± 7 %	46	40
HCB1050-221L	220	0.245 ± 7 %	46	34


[Back to 10*10 SERIES](#) [TOP](#)

HCBD101195 (10.1*11.4*9.5mm)

 Part Number	L0 Inductance (nH)	DCR (mOhm)		Heat rating current, I _{dc} (A)		Saturation current, I _{sat} (A)	
		Typical	Max	Typical	Max	Typical	Max
HCBD101195-251	250	0.35 ±10%		40		90	
HCBD101195-271	270	0.35 ±10%		40		82	
HCBD101195-301	300	0.35 ±10%		40		76	
HCBD101195-321	320	0.35 ±10%		40		71	
HCBD101195-351	350	0.35 ±10%		40		65	
HCBD101195-451	450	0.35 ±10%		40		50	

[Back to 10*10 SERIES](#) [TOP](#)


HCB1075N (10.4*8.0*7.5mm)

 Part Number	L0 Inductance (nH)	DCR (mOhm)		Heat rating current, I _{dc} (A)		Saturation current, I _{sat} (A)	
		Typical	Max	Typical	Max	Typical	Max
HCB1075N-121	115	0.29 ± 7%		41		94	

HC1075N-151	150	0.29 ± 7%	41	72
HC1075N-181	175	0.29 ± 7%	41	62
HC1075N-211	215	0.29 ± 7%	41	48
HC1075N-231	230	0.29 ± 7%	41	43
HC1075N-271	270	0.29 ± 7%	41	37
HC1075N-311	310	0.29 ± 7%	41	32
HC1075N-121A	115	0.29 ± 5%	41	94
HC1075N-151A	150	0.29 ± 5%	41	72
HC1075N-181A	175	0.29 ± 5%	41	62
HC1075N-211A	215	0.29 ± 5%	41	48
HC1075N-231A	230	0.29 ± 5%	41	43
HC1075N-271A	270	0.29 ± 5%	41	37
HC1075N-311A	310	0.29 ± 5%	41	32


[Back to 10*10 SERIES](#) [TOP](#)

HC106480N (9.6*6.4*8.0mm)

 Part Number	L0 Inductance (nH)	DCR (mOhm)		Heat rating current, I _{dc} (A)		Saturation current, I _{sat} (A)	
		Typical	Max	Typical	Max	Typical	Max
HC106480N-101	100	0.29 ± 5%		51		95	
HC106480N-121	120	0.29 ± 5%		51		81	
HC106480N-151	150	0.29 ± 5%		51		66	
HC106480N-181	180	0.29 ± 5%		51		54	
HC106480N-221	220	0.29 ± 5%		51		45	
HC106480N-281	280	0.29 ± 5%		51		35	
HC106480N-301	300	0.29 ± 5%		51		33	
HC106480N-331	330	0.29 ± 5%		51		29	

[Back to 10*10 SERIES](#) [TOP](#)

HC1070 (10.0*10.0*7.0mm)

 Part Number	L0 Inductance (nH)	DCR (mOhm)		Heat rating current, I _{dc} (A)		Saturation current, I _{sat} (A)	
		Typical	Max	Typical	Max	Typical	Max
HC1070-151	150	0.6 ± 10%		30		78	

HCB1070-221	220	0.6 ± 10%	30	52
HCB1070-151L	150	0.44 ± 10%	35	78
HCB1070-221L	220	0.44 ± 10%	35	52

[Back to 10*10 SERIES](#) [TOP](#)

HC1040 (10.2*7.0*4.0mm)



Part Number	L0 Inductance (nH)	DCR (mOhm)		Heat rating current, I _{dc} (A)		Saturation current, I _{sat} (A)	
		Typical	Max	Typical	Max	Typical	Max
HCB1040-101	100	0.36 ± 10%		37		54	
HCB1040-151	150	0.36 ± 10%		37		34	
HCB1040-201	200	0.36 ± 10%		37		24	
HCB1040-221	220	0.36 ± 10%		37		22	

[Back to 10*10 SERIES](#) [TOP](#)

HC1047 (10.4*7.0*4.7mm)



Part Number	L0 Inductance (nH)	DCR (mOhm)		Heat rating current, I _{dc} (A)		Saturation current, I _{sat} (A)	
		Typical	Max	Typical	Max	Typical	Max
HCB1047-101L	100	0.235 ± 10%		47		60	
HCB1047-151L	150	0.235 ± 10%		47		40	
HCB1047-221L	220	0.235 ± 10%		47		25	
HCB1047-101	100	0.38 ± 10%		37		60	
HCB1047-151	150	0.38 ± 10%		37		40	
HCB1047-221	220	0.38 ± 10%		37		25	

[Back to 10*10 SERIES](#) [TOP](#)


HC1060 (10.0*8.2*6.0mm)



Part Number	L0 Inductance (nH)	DCR (mOhm)		Heat rating current, I _{dc} (A)		Saturation current, I _{sat} (A)	
		Typical	Max	Typical	Max	Typical	Max
HCB1060-161	160	0.45 ± 8%		40		60	
HCB1060-181	180	0.45 ± 8%		40		52	
HCB1060-211	210	0.45 ± 8%		40		45	


[Back to 10*10 SERIES](#) [TOP](#)

HC1065 (10.4*8.0*6.5mm)

 Part Number	L0 Inductance (nH)	DCR (mOhm)		Heat rating current, I _{dc} (A)		Saturation current, I _{sat} (A)	
		Typical	Max	Typical	Max	Typical	Max
HCB1065-121	120	0.48 ± 8%		51		92	
HCB1065-151	150	0.48 ± 8%		51		74	
HCB1065-181	180	0.48 ± 8%		51		60	
HCB1065-211	215	0.48 ± 8%		51		47	
HCB1065-311	310	0.48 ± 8%		51		32	
HCB1065-121L	120	0.29 ± 10%		60		87	
HCB1065-151L	150	0.29 ± 10%		60		70	
HCB1065-181L	180	0.29 ± 10%		60		57	
HCB1065-211L	215	0.29 ± 10%		60		44	
HCB1065-311L	310	0.29 ± 10%		60		30	
HCB1065-121L1	120	0.41 ± 10%		54		92	
HCB1065-151L1	150	0.41 ± 10%		54		74	
HCB1065-181L1	180	0.41 ± 10%		54		60	
HCB1065-211L1	215	0.41 ± 10%		54		47	
HCB1065-311L1	310	0.41 ± 10%		54		32	
HCB1065-121L2	120	0.28 ± 7%		61		84	
HCB1065-151L2	150	0.28 ± 7%		61		67	
HCB1065-181L2	180	0.28 ± 7%		61		56	
HCB1065-211L2	215	0.28 ± 7%		61		45	
HCB1065-311L2	310	0.28 ± 7%		61		30	

[Back to 10*10 SERIES](#) [TOP](#)

HCB1068 (10.4*8.5*6.8mm)


 Part Number	L0 Inductance (nH)	DCR (mOhm)		Heat rating current, I _{dc} (A)		Saturation current, I _{sat} (A)	
		Typical	Max	Typical	Max	Typical	Max
HCB1068-151	150	0.22 ± 10%		57		60	
HCB1068-211	215	0.22 ± 10%		57	41	52	

[Back to 10*10 SERIES](#) [TOP](#)

11*11 SERIES


[HCB117555](#) [HCB118050](#) [HCB1175](#) [HCB1180](#) [HCB1190](#) [HCB1145](#)

HCB117555 (10.9*7.5*5.5mm)

 Part Number	L0 Inductance (nH)	DCR (mOhm)		Heat rating current, I _{dc} (A)		Saturation current, I _{sat} (A)	
		Typical	Max	Typical	Max	Typical	Max
HCB117555-101	100	0.25 ± 7%		54		88	
HCB117555-121	120	0.25 ± 7%		54		75	
HCB117555-151	150	0.25 ± 7%		54		57	
HCB117555-181	180	0.25 ± 7%		54		48	
HCB117555-221	220	0.25 ± 7%		54		38	
HCB117555-271	270	0.25 ± 7%		54		30	
HCB117555-321	320	0.25 ± 7%		54		24	
HCB117555-101L	100	0.20 ± 7%		60		88	
HCB117555-121L	120	0.20 ± 7%		60		75	
HCB117555-151L	150	0.20 ± 7%		60		57	
HCB117555-181L	180	0.20 ± 7%		60		48	
HCB117555-221L	220	0.20 ± 7%		60		38	
HCB117555-271L	270	0.20 ± 7%		60		30	
HCB117555-321L	320	0.20 ± 7%		60		24	


[Back to 11*11 SERIES](#) [TOP](#)

HCB118050 (11.0*8.0*5.0mm)

 Part Number	L0 Inductance (nH)	DCR (mOhm)		Heat rating current, I _{dc} (A)		Saturation current, I _{sat} (A)	
		Typical	Max	Typical	Max	Typical	Max
HCB118050-121	120	0.35 ± 8.6%		46		75	
HCB118050-151	150	0.35 ± 8.6%		46		60	
HCB118050-181	180	0.35 ± 8.6%		46		48	
HCB118050-221	220	0.35 ± 8.6%		46		40	
HCB118050-301	300	0.35 ± 8.6%		46		28	

[Back to 11*11 SERIES](#) [TOP](#)


HCB1175 (11.0*7.2*7.2mm)

 Part Number	L0 Inductance (nH)	DCR (mOhm)		Heat rating current, I _{dc} (A)		Saturation current, I _{sat} (A)	
		Typical	Max	Typical	Max	Typical	Max

Part Number		Typical	Max	Typical	Max	Typical	Max
HCB1175-121	120	0.29 ± 7%		48		76	
HCB1175-151	150	0.29 ± 7%		48		70	
HCB1175-181	180	0.29 ± 7%		48		56	
HCB1175-201	200	0.29 ± 7%		48		52	
HCB1175-231	230	0.29 ± 7%		48		44	
HCB1175-281	280	0.29 ± 7%		48		36	
HCB1175-301	300	0.29 ± 7%		48		34	
HCB1175-361	360	0.29 ± 7%		48		25	
HCB1175-401	400	0.29 ± 7%		48		23	
HCB1175-501	500	0.29 ± 7%		48		17	
HCB1175-121H	120	0.47 ± 10%		37		76	
HCB1175-151H	150	0.47 ± 10%		37		70	
HCB1175-181H	180	0.47 ± 10%		37		56	
HCB1175-201H	200	0.47 ± 10%		37		52	
HCB1175-231H	230	0.47 ± 10%		37		44	
HCB1175-281H	280	0.47 ± 10%		37		36	
HCB1175-301H	300	0.47 ± 10%		37		34	
HCB1175-361H	360	0.47 ± 10%		37		25	
HCB1175-401H	400	0.47 ± 10%		37		23	
HCB1175-501H	500	0.47 ± 10%		37		17	
HCB1175-121L	120	0.245 ± 10%		52		76	
HCB1175-151L	150	0.245 ± 10%		52		70	
HCB1175-181L	180	0.245 ± 10%		52		56	
HCB1175-201L	200	0.245 ± 10%		52		52	
HCB1175-231L	230	0.245 ± 10%		52		44	
HCB1175-281L	280	0.245 ± 10%		52		36	
HCB1175-301L	300	0.245 ± 10%		52		34	
HCB1175-361L	360	0.245 ± 10%		52		25	
HCB1175-401L	400	0.245 ± 10%		52		23	
HCB1175-501L	500	0.245 ± 10%		52		17	


[Back to 11*11 SERIES](#) TOP

HCB1180 (11.2*11.2*8.0mm)

 Part Number	L0 Inductance (nH)	DCR (mOhm)		Heat rating current, I _{dc} (A)		Saturation current, I _{sat} (A)	
		Typical	Max	Typical	Max	Typical	Max
		HC1180-221	220	0.35 ± 10%		45	
HC1180-261	260	0.35 ± 10%		45		57	
HC1180-301	300	0.35 ± 10%		45		49	
HC1180-321	320	0.35 ± 10%		45		47	
HC1180-391	390	0.35 ± 10%		45		37	
HC1180-471	470	0.35 ± 10%		45		30	

[Back to 11*11 SERIES](#) [TOP](#)

HC1190 (11.2*11.2*9.0mm)


 Part Number	L0 Inductance (nH)	DCR (mOhm)		Heat rating current, I _{dc} (A)		Saturation current, I _{sat} (A)	
		Typical	Max	Typical	Max	Typical	Max
		HC1190-221	220	0.63 ± 9.5%		35	
HC1190-251	250	0.63 ± 9.5%		35		63	63
HC1190-271	270	0.63 ± 9.5%		35		58	58
HC1190-321	320	0.63 ± 9.5%		35		53	53
HC1190-361	360	0.63 ± 9.5%		35		48	48
HC1190-381	380	0.63 ± 9.5%		35		45	45
HC1190-471	470	0.63 ± 9.5%		35		36	36
HC1190-551	550	0.63 ± 9.5%		35		28	28
HC1190-221L	220	0.31 ± 9.5%		50		79	79
HC1190-251L	250	0.31 ± 9.5%		50		63	63
HC1190-271L	270	0.31 ± 9.5%		50		58	58
HC1190-321L	320	0.31 ± 9.5%		50		53	53
HC1190-361L	360	0.31 ± 9.5%		50		48	48
HC1190-381L	380	0.31 ± 9.5%		50		45	45
HC1190-471L	470	0.31 ± 9.5%		50		36	36
HC1190-551L	550	0.31 ± 9.5%		50		28	28
HC1190-221L1	220	0.42 ± 9.5%		42		79	79
HC1190-251L1	250	0.42 ± 9.5%		42		63	63
HC1190-271L1	270	0.42 ± 9.5%		42		58	58
HC1190-321L1	320	0.42 ± 9.5%		42		53	53
HC1190-361L1	360	0.42 ± 9.5%		42		48	48
HC1190-381L1	380	0.42 ± 9.5%		42		45	45

CYNTEC COPORATION

HCB1190-471L1	470	0.42 ± 9.5%	42	36	36
HCB1190-551L1	550	0.42 ± 9.5%	42		28
HCB1190-221L2	220	0.48 ± 7%	39		79
HCB1190-251L2	250	0.48 ± 7%	39		63
HCB1190-271L2	270	0.48 ± 7%	39		58
HCB1190-321L2	320	0.48 ± 7%	39		53
HCB1190-361L2	360	0.48 ± 7%	39		48
HCB1190-381L2	380	0.48 ± 7%	39		45
HCB1190-471L2	470	0.48 ± 7%	39		36
HCB1190-551L2	550	0.48 ± 7%	39	28	28

[Back to 11*11 SERIES](#) [TOP](#)

HCB1145 (11.5*7.0*4.5mm)


 Part Number	L0 Inductance (nH)	DCR (mOhm)		Heat rating current, Idc (A)		Saturation current, Isat (A)	
		Typical	Max	Typical	Max	Typical	Max
HCB1145-361	360	0.56 ± 8%		31		20	

[Back to 11*11 SERIES](#) [TOP](#)

12*12 SERIES


[HCB1260](#) [HCB1280](#) [HCB1290](#) [HCB121060](#) [HCB126030](#) [HCB126032](#) [HCB126034](#) [HCB1245](#) [HCB1275](#)

HCB1260 (12.0*8.0*6.0mm)

 Part Number	L0 Inductance (nH)	DCR (mOhm)		Heat rating current, I _{dc} (A)		Saturation current, I _{sat} (A)	
		Typical	Max	Typical	Max	Typical	Max
HCB1260-151	150	0.42 ± 7%		38		70	
HCB1260-211	210	0.42 ± 7%		38		53	


[Back to 12*12 SERIES](#) [TOP](#)

HCB1280 (12.5*11.0*8.0mm)

 Part Number	L0 Inductance (nH)	DCR (mOhm)		Heat rating current, I _{dc} (A)		Saturation current, I _{sat} (A)	
		Typical	Max	Typical	Max	Typical	Max
HCB1280-321	320	0.25 ± 10%		52		52	


[Back to 12*12 SERIES](#) [TOP](#)

HCB1290 (12.5*11.0*9.0mm)

 Part Number	L0 Inductance (nH)	DCR (mOhm)		Heat rating current, I _{dc} (A)		Saturation current, I _{sat} (A)	
		Typical	Max	Typical	Max	Typical	Max
HCB1290-221	220	0.33 ± 7%		42		85	
HCB1290-301	300	0.33 ± 7%		42		62	
HCB1290-681	680	0.33 ± 7%		42		22	

[Back to 12*12 SERIES](#) [TOP](#)


HCB121060 (12.1*10.0*6.0mm)

 Part Number	L0 Inductance (nH)	DCR (mOhm)		Heat rating current, I _{dc} (A)		Saturation current, I _{sat} (A)	
		Typical	Max	Typical	Max	Typical	Max
HCB121060-121	120	0.48 ± 7%		36		84	
HCB121060-181	180	0.48 ± 7%		36		64	
HCB121060-211	215	0.48 ± 7%		36		53	
HCB121060-231	230	0.48 ± 7%		36		47	
HCB121060-321	320	0.48 ± 7%		36		34	
HCB121060-361	360	0.48 ± 7%		36		30	
HCB121060-421	420	0.48 ± 7%		36		25	
HCB121060-121L	120	0.29 ± 7%		45		84	

HCB121060-181L	180	0.29 ± 7%	45	64
HCB121060-211L	215	0.29 ± 7%	45	53
HCB121060-231L	230	0.29 ± 7%	45	47
HCB121060-321L	320	0.29 ± 7%	45	34
HCB121060-361L	360	0.29 ± 7%	45	30
HCB121060-421L	420	0.29 ± 7%	45	25


[Back to 12*12 SERIES](#) [TOP](#)

HC126030 (12.1*6.0*3.0mm)

 Part Number	L0 Inductance (nH)	DCR (mOhm)		Heat rating current, Idc (A)		Saturation current, Isat (A)	
		Typical	Max	Typical	Max	Typical	Max
HCB126030-141	140	0.25 ± 10%		35		25	
HCB126030-171	170	0.25 ± 10%		35		25	


[Back to 12*12 SERIES](#) [TOP](#)

HC126032 (12.0*6.0*3.2mm)

 Part Number	L0 Inductance (nH)	DCR (mOhm)		Heat rating current, Idc (A)		Saturation current, Isat (A)	
		Typical	Max	Typical	Max	Typical	Max
HCB126032-201	200		0.30	33		24	


[Back to 12*12 SERIES](#) [TOP](#)

HC126034 (12.0*6.0*3.4mm)

 Part Number	L0 Inductance (nH)	DCR (mOhm)		Heat rating current, Idc (A)		Saturation current, Isat (A)	
		Typical	Max	Typical	Max	Typical	Max
HCB126034-201	200		0.30	33		24	


[Back to 12*12 SERIES](#) [TOP](#)

HC1245 (12.5*7.0*4.5mm)

 Part Number	L0 Inductance (nH)	DCR (mOhm)		Heat rating current, Idc (A)		Saturation current, Isat (A)	
		Typical	Max	Typical	Max	Typical	Max
HCB1245-361	360	0.58 ± 8%		30		21	

[Back to 12*12 SERIES](#) [TOP](#)

HCB1275 (12.0*7.5*7.5mm)

 Part Number	L0 Inductance (nH)	DCR (mOhm)		Heat rating current, Idc (A)		Saturation current, Isat (A)	
		Typical	Max	Typical	Max	Typical	Max
HCB1275-231	230	0.29 ± 10%		44		51	


[Back to 12*12 SERIES](#) [TOP](#)

13*13 SERIES

[CMLB135T](#) [CMLS135T](#) [CMLB136T](#) [CMLS136E](#) [VCMT136E\(Automotive-Grade\)](#) [HCB1340](#) [HCB138040](#) [HCB1380](#) [HCB137590](#)


[HCB1370](#)

[CMLB135T \(12.8*13.8*5.0mm\)](#)

 Part Number	LO Inductance (uH)	DCR (mOhm)		Heat rating current, Idc (A)		Saturation current, Isat (A)	
		Typical	Max	Typical	Max	Typical	Max
CMLB135T-R47MS	0.47	0.90	1.05	38.5	34.2	55.0	47.4
CMLB135T-R68MS	0.68	1.34	1.55	35.0	30.5	54.0	46.0
CMLB135T-1R0MS	1.0	1.8	2.2	30.0	27.0	36.0	32.5
CMLB135T-2R2MS	2.2	3.98	5.00	20.5	19.0	25.0	22.0
CMLB135T-3R3MS	3.3	5.5	7.0	15.5	14.0	22.5	19.5
CMLB135T-4R7MS	4.7	8.5	10.3	13.0	11.5	17.2	14.5
CMLB135T-100MS	10.0	18.9	22.0	9.0	8.1	13.0	10.5
CMLB135T-150MS	15.0	30.0	35.0	7.0	6.3	8.0	6.8
CMLB135T-220MS	22.0	50.0	58.0	5.5	5.0	6.6	5.7


[Back to 13*13 SERIES](#) [TOP](#)

[CMLS135T \(12.8*13.8*5.0mm\)](#)

 Part Number	LO Inductance (uH)	DCR (mOhm)		Heat rating current, Idc (A)		Saturation current, Isat (A)	
		Typical	Max	Typical	Max	Typical	Max
CMLS135T-R47MS	0.47	1.05	1.3	38.0	34.0	75.0	65.0
CMLS135T-R56MS	0.56	1.30	1.5	35.0	31.0	71.0	61.0
CMLS135T-R68MS	0.68	1.48	1.7	34.0	30.0	70.0	60.0
CMLS135T-1R0MS	1.0	2.05	2.5	29.0	26.0	58.0	50.0
CMLS135T-1R5MS	1.5	3.30	4.1	24.2	21.2	49.0	38.0
CMLS135T-2R2MS	2.2	4.50	5.2	20.0	18.5	36.0	32.0
CMLS135T-3R3MS	3.3	7.50	8.6	15.0	13.5	33.0	28.4
CMLS135T-4R7MS	4.7	12.5	15.0	12.2	10.8	28.0	23.0
CMLS135T-6R8MS	6.8	15.0	18.5	11.0	9.0	23.0	20.0


[Back to 13*13 SERIES](#) [TOP](#)

CMLB136T (12.8*13.8*6.0mm)

 Part Number	LO Inductance	DCR		Heat rating current, I _{dc}		Saturation current, I _{sat} (A)	
	(uH)	(mOhm)		(A)			
		Typical	Max	Typical	Max	Typical	Max
CMLB136T-8R2MS	8.2	13.5	16.0	11.0	10.0	16.0	13.5
CMLB136T-100MS	10.0	17.7	20.7	10.0	9.5	13.5	11.5
CMLB136T-120MS	12.0	19.8	23.0	9.0	8.0	13.0	11.0
CMLB136T-150MS	15.0	24.0	27.5	8.0	7.0	10.0	9.0
CMLB136T-220MS	22.0	33.0	39.0	7.0	6.5	7.6	6.9
CMLB136T-330MS	33.0	60.0	70.0	5.0	4.7	6.1	5.4
CMLB136T-470MS	47.0	78.0	88.0	4.5	4.0	5.7	5.2
CMLB136T-680MS	68.0	119.5	140.0	3.5	3.0	5.5	4.7
CMLB136T-101MS	100.0	178.0	198.0	3.0	2.7	4.0	3.5
CMLB136T-151MS	150.0	300.0	347.0	2.5	2.2	3.0	2.7


[Back to 13*13 SERIES](#) [TOP](#)

CMLS136E (12.8*13.8*6.5mm)

 Part Number	LO Inductance	DCR		Heat rating current, I _{dc}		Saturation current, I _{sat} (A)	
	(uH)	(mOhm)		(A)			
		Typical	Max	Typical	Max	Typical	Max
CMLS136E-R68MS	0.68	1.45	1.68	35.0	32.0	75.0	70.0
CMLS136E-1R0MS	1.0	1.80	2.15	31.0	28.0	53.0	50.0
CMLS136E-1R3MS	1.3	2.2	2.5	28.5	27.5	52.0	49.0
CMLS136E-1R5MS	1.5	2.3	2.6	28.0	27.0	51.0	48.0
CMLS136E-1R8MS	1.8	2.7	3.1	25.0	24.0	49.0	47.0
CMLS136E-2R2MS	2.2	3.49	4.20	22.5	21.5	46.0	42.0
CMLS136E-3R3MS	3.3	3.75	4.40	22.0	20.0	42.0	40.0
CMLS136E-4R7MS	4.7	7.8	8.5	16.0	15.0	30.0	26.0
CMLS136E-5R6MS	5.6	9.0	10.5	14.0	12.5	28.0	24.0
CMLS136E-6R8MS	6.8	11.5	13.5	12.5	11.0	26.0	22.0
CMLS136E-8R2MS	8.2	14.0	16.0	11.5	10.0	21.0	19.0
CMLS136E-100MS	10.0	16.0	18.5	11.0	9.0	20.0	18.0
CMLS136E-150MS	15.0	32.0	37.0	8.5	7.5	15.0	13.0
CMLS136E-220MS	22.0	38.0	44.0	6.5	5.8	11.5	10.0


[Back to 13*13 SERIES](#) [TOP](#)

VCMT136E (13.8*12.8*6.5mm) (Automotive-Grade)

 Part Number	L0 Inductance (uH)	DCR (mOhm)		Heat rating current, I _{dc} (A)		Saturation current, I _{sat} (A)	
		Typical	Max	Typical	Max	Typical	Max
VCMT136E-1R0MN5	1.0	1.9	2.1	32.0		20.0	
VCMT136E-1R5MN5	1.5	2.7	3.0	26.0		18.0	
VCMT136E-2R2MN5	2.2	4.0	4.5	21.0		17.5	
VCMT136E-3R3MN5	3.3	5.0	6.0	18.3		17.0	
VCMT136E-4R7MN5	4.7	8.0	8.7	15.0		13.5	
VCMT136E-5R6MN5	5.6	9.3	10.0	14.0		12.0	
VCMT136E-6R8MN5	6.8	9.8	11.3	13.5		10.5	
VCMT136E-100MN5	10.0	15.2	17.2	11.0		9.2	
VCMT136E-150MN5	15.0	24.5	28.2	8.5		7.2	
VCMT136E-220MN5	22.0	35.5	40.0	7.0		6.3	
VCMT136E-330MN5	33.0	60.0	69.0	5.5		4.3	
VCMT136E-470MN5	47.0	90.0	104.0	4.2		3.8	


[Back to 10*10 SERIES](#) [TOP](#)

HCB1340 (13.0*7.0*4.0mm)

 Part Number	L0 Inductance (nH)	DCR (mOhm)		Heat rating current, I _{dc} (A)		Saturation current, I _{sat} (A)	
		Typical	Max	Typical	Max	Typical	Max
HCB1340-151	150	0.25 ± 10%		45		46	
HCB1340-201	200	0.25 ± 10%		45		35	

[Back to 13*13 SERIES](#) [TOP](#)

HCB138040 (13.0*8.0*4.0mm)

 Part Number	L0 Inductance (nH)	DCR (mOhm)		Heat rating current, I _{dc} (A)		Saturation current, I _{sat} (A)	
		Typical	Max	Typical	Max	Typical	Max
HCB138040-111	110	0.27 ± 10%		45		67	
HCB138040-201	200	0.27 ± 10%		45		37	


[Back to 13*13 SERIES](#) [TOP](#)

HCB1380 (13.3*13.0*8.2mm)

 Part Number	L0 Inductance (nH)	DCR (mOhm)		Heat rating current, I _{dc} (A)		Saturation current, I _{sat} (A)	
		Typical	Max	Typical	Max	Typical	Max
HCB1380-211	210	0.26 ± 9.4%		50		80	
HCB1380-251	250	0.26 ± 9.4%		50		66	
HCB1380-261	260	0.26 ± 9.4%		50		63	
HCB1380-321	320	0.26 ± 9.4%		50		47	
HCB1380-361	360	0.26 ± 9.4%		50		43	
HCB1380-441	440	0.26 ± 9.4%		50		34	
HCB1380-501	500	0.26 ± 9.4%		50		28	
HCB1380-211H	210	0.53 ± 11.5%		35		80	
HCB1380-251H	250	0.53 ± 11.5%		35		66	
HCB1380-261H	260	0.53 ± 11.5%		35		63	
HCB1380-321H	320	0.53 ± 11.5%		35		47	
HCB1380-361H	360	0.53 ± 11.5%		35		43	
HCB1380-441H	440	0.53 ± 11.5%		35		34	
HCB1380-501H	500	0.53 ± 11.5%		35		28	
HCB1380-211H1	210	0.32 ± 9.4%		45		80	
HCB1380-251H1	250	0.32 ± 9.4%		45		66	
HCB1380-261H1	260	0.32 ± 9.4%		45		63	
HCB1380-321H1	320	0.32 ± 9.4%		45		47	
HCB1380-361H1	360	0.32 ± 9.4%		45		43	
HCB1380-441H1	440	0.32 ± 9.4%		45		34	
HCB1380-501H1	500	0.32 ± 9.4%		45		28	
HCB1380-211L	210	0.165 ± 10%		68		80	
HCB1380-251L	250	0.165 ± 10%		68		66	
HCB1380-261L	260	0.165 ± 10%		68		63	
HCB1380-321L	320	0.165 ± 10%		68		47	
HCB1380-361L	360	0.165 ± 10%		68		43	
HCB1380-441L	440	0.165 ± 10%		68		34	
HCB1380-501L	500	0.165 ± 10%		68		28	


[Back to 13*13 SERIES](#) [TOP](#)

HCBI37590 (13.3*7.5*9.0mm)

 Part Number	L0 Inductance (nH)	DCR (mOhm)		Heat rating current, I _{dc} (A)		Saturation current, I _{sat} (A)	
		Typical	Max	Typical	Max	Typical	Max
HCBI37590-231	230	0.28 ± 10%		44		60	
HCBI37590-271	270	0.28 ± 10%		44		53	

[Back to 13*13 SERIES](#) [TOP](#)

HCBI370 (13.0*13.0*7.0mm)


 Part Number	L0 Inductance (nH)	DCR (mOhm)		Heat rating current, I _{dc} (A)		Saturation current, I _{sat} (A)	
		Typical	Max	Typical	Max	Typical	Max
HCBI370-321	320	0.25 ± 10%		52		35	

[Back to 13*13 SERIES](#) [TOP](#)

14*14 SERIES


[HCBI440](#) [HCBI41390](#)

HCBI440 (13.3*7.5*4.0mm)

 Part Number	L0 Inductance (nH)	DCR (mOhm)		Heat rating current, I _{dc} (A)		Saturation current, I _{sat} (A)	
		Typical	Max	Typical	Max	Typical	Max
HCBI440-121	125	0.225 ± 10%		48		53	
HCBI440-151	150	0.225 ± 10%		48		45	
HCBI440-161	160	0.225 ± 10%		48		44	
HCBI440-241	240	0.225 ± 10%		48		31	

[Back to 14*14 SERIES](#) [TOP](#)

HCBI41390 (14.5*13.3*9.3mm)


 Part Number	L0 Inductance (nH)	DCR (mOhm)		Heat rating current, I _{dc} (A)		Saturation current, I _{sat} (A)	
		Typical	Max	Typical	Max	Typical	Max
HCBI41390-451	450	0.24 ± 10%		43		45	
HCBI41390-541	540	0.24 ± 10%		43		37	
HCBI41390-601	600	0.24 ± 10%		43		33	
HCBI41390-681	680	0.24 ± 10%		43		29	

[Back to 14*14 SERIES](#) [TOP](#)

17*17 SERIES

CMLB177T

CMLB177T (17.15*17.5*7.0mm)

 Part Number	L0 Inductance (uH)	DCR (mOhm)		Heat rating current, I _{dc} (A)		Saturation current, I _{sat} (A)	
		Typical	Max	Typical	Max	Typical	Max
CMLB177T-2R2MS	2.2	2.1	2.5	37	30	38	33
CMLB177T-3R3MS	3.3	3.4	3.95	29	26	30	26
CMLB177T-4R7MS	4.7	4.0	4.6	27	24	28	24
CMLB177T-6R8MS	6.8	6.5	7.5	21	19	25	22
CMLB177T-8R2MS	8.2	8.0	8.6	16	15	22	20
CMLB177T-100MS	10.0	9.2	9.9	14	13	20	18.5
CMLB177T-150MS	15.0	13.8	15.3	12	11	15.5	13.5
CMLB177T-200MS	20.0	19.4	21.9	9.7	8.7	13.0	11.0
CMLB177T-220MS	22.0	20	23	9.7	8.7	12.0	10.5
CMLB177T-330MS	33.0	32	37	9.2	8.0	10.5	8.6
CMLB177T-470MS	47.0	40	47	6.8	6.0	8.5	7.5
CMLB177T-680MS	68.0	73	85	5.2	4.7	8.0	6.8
CMLB177T-101MS	100.0	110	130	3.7	3.3	6.0	5.0

[Back to 17*17 SERIES](#) [TOP](#)

CONTACT US

Beside the standard products, we also make customize products according to your different request and specifications. If you have any question or request, please contact us. We will reply to you as soon as possible.

Contact Window: [Eliot-Huang](#)

Tel: +886 3 579 9829 Ext.1203

Fax: +886 3 579 9827

Email: Eliot-Huang@cyntec.com or service@cyntec.com

More detail information in <http://www.cyntec.com>

