

Low Voltage Fuse Links



D0 Series

D01



D02



D0 fuse-links are used as the most reliable protection of electrical installation, control and signal circuits against overload and short-circuit currents.

The whole system D0 contains a complete range of three physical sizes D01 and D02 fuse-links, standard ceramic and new plastic bases, fuse disconnectors and all necessary accessories. It is dimensioned for rated voltages 400V ac resp. 250V dc with AC 50kA and DC 8kA rated breaking capacity.

The system D0 is intended to be used in residential, business and similar buildings. When it is used in industrial installations, it is necessary to take into account the requirements of the standard IEC 60664-1 concerning the insulation coordination for equipment within low-voltage systems.

All fuse-links have blown-fuse indicators which are visible through the screw cap when mounted. Fuse-links, fuse-bases, caps and fuse-disconnectors are tested and certified according to IEC 60269-3-1, DIN EN 60269-3, DIN VDE 0636-301, HD 630.3.1, DIN EN 60269-1, EN 60947-1 and EN 60947-3.

Specifications:

Rated current : 2 to 100A.
Fusing characteristics : gG.

Low Voltage Fuse Links

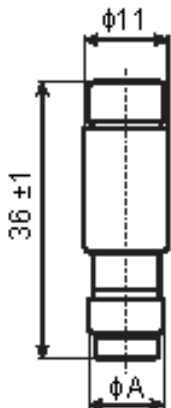
D0 Series



Technical Data

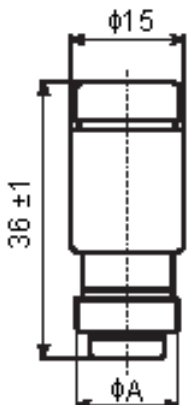
Rated voltage U_n	400V ac, 250V dc
Rated current I_n	D01: 2 - 16A, D02: 20 - 63A
Breaking capacity at $1,1 U_n$	50kA ac, $\cos \phi = 0.1$
	8kA dc, $T = 15\text{ms}$
Fusing characteristics	gG
Standards	DIN EN 60269-1, IEC 60269-1:2005-04 (VDE 0636 Teil 10): 1999-11
	DIN EN 60269-3, IEC 60269-3:2003 (VDE 0636 Teil 30): 1995-12
	DIN EN 60269-3-1, IEC 60269-3-1: 2004-07
	(VDE 0636 Teil 301): 1998-01
	DIN VDE 0635/02.84

D01



Dimensions : Millimetres

D02



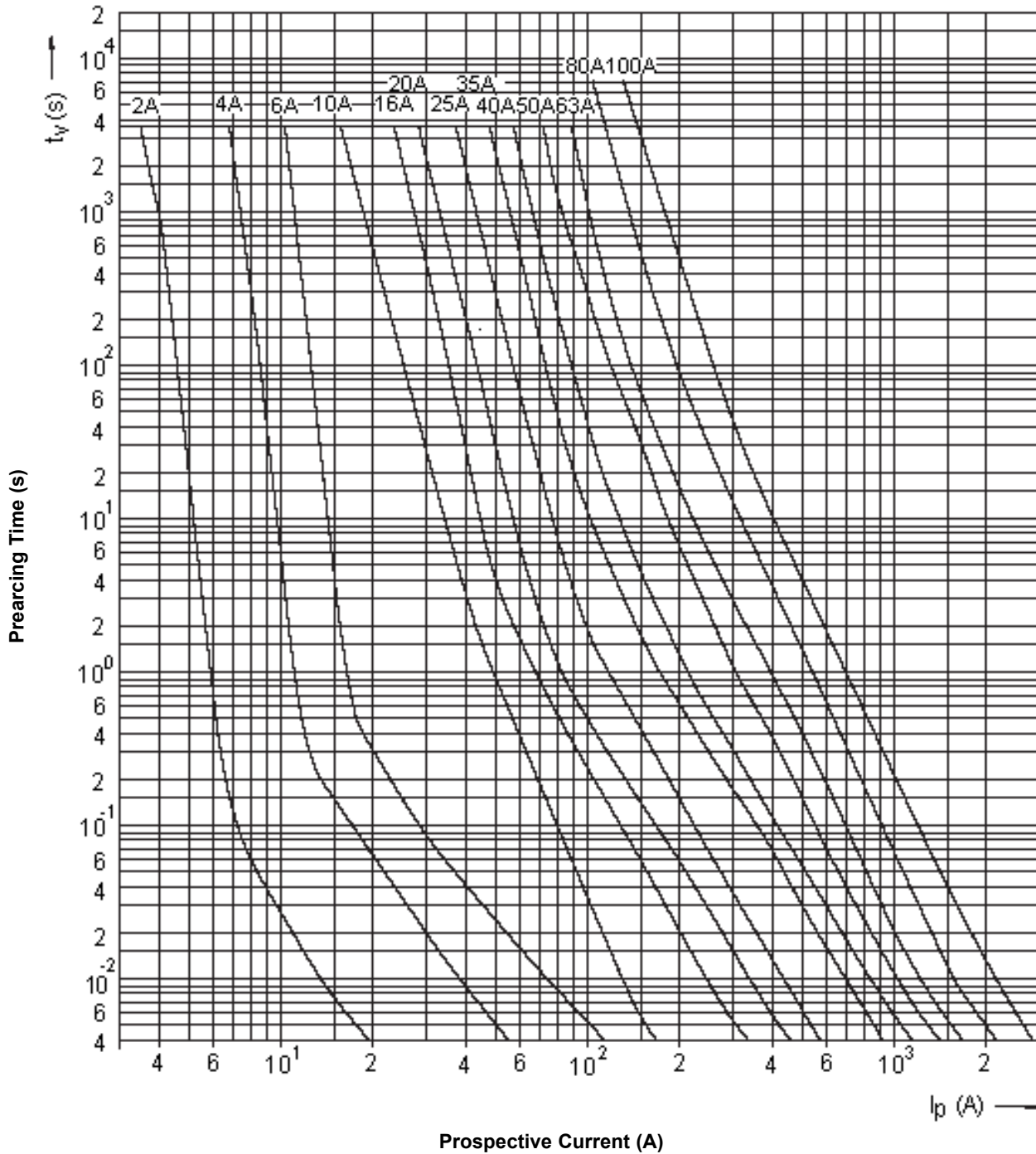
Dimensions : Millimetres

Low Voltage Fuse Links

D0 Series



Time Current Characteristics I/t gG



Low Voltage Fuse Links

D0 Series



Specification Table

Description	Type	Colour	I _n (A)	Dimension φA	Part Number
Fuse, Bottle, GL	D01 for Fuse Base E 14	Pink	2	7.3	2211001
		Brown	4		2211002
		Green	6		2211003
		Red	10	8.5	2211004
		Grey	16	9.7	2211005
	D02 for Fuse Base E 18	Blue	20	10.9	2212001
		Yellow	25	12.1	2211002
		Black	35	13.3	2211003
		White	50	14.5	2211004
		Copper	63	15.9	2212005

Dimensions : Millimetres

Disclaimer This data sheet and its contents (the "Information") belong to the Premier Farnell Group (the "Group") or are licensed to it. No licence is granted for the use of it other than for information purposes in connection with the products to which it relates. No licence of any intellectual property rights is granted. The Information is subject to change without notice and replaces all data sheets previously supplied. The Information supplied is believed to be accurate but the Group assumes no responsibility for its accuracy or completeness, any error in or omission from it or for any use made of it. Users of this data sheet should check for themselves the Information and the suitability of the products for their purpose and not make any assumptions based on information included or omitted. Liability for loss or damage resulting from any reliance on the Information or use of it (including liability resulting from negligence or where the Group was aware of the possibility of such loss or damage arising) is excluded. This will not operate to limit or restrict the Group's liability for death or personal injury resulting from its negligence. SPC Multicomp is the registered trademark of the Group. © Premier Farnell plc 2009.

<http://www.farnell.com>
<http://www.newark.com>
<http://www.cpc.co.uk>

