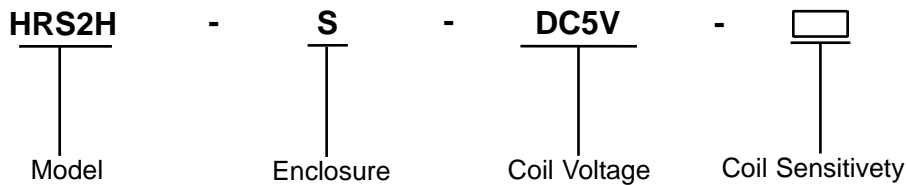




## Features:

- Microminiature relay.  
Dimension : 20.3 × 9.9 × 11.4 (mm).
- High sensitivity.
- 2 form contacts : 2 form C.

## Part Number Explanation:



**Enclosure** : S - Plastic Sealed Type.  
**Coil Voltage** : DC5V, DC9V, DC12V and DC24V.  
**Coil Sensitivity** : Blank - 450mW.

**Remarks** : Contact rating : 1A, 2A.

## Specifications

Contact Data		
Contact Material		AuAg overlay, Ag Alloy
Contact Rating		1A 120V ac / 24V dc
		2A 120V ac / 24V dc
Contact Resistance		Maximum 50mΩ (6V dc 0.1A)
Load	Maximum Switching Voltage	125V ac / 30V dc
	Maximum Switching Current	2A
	Maximum Switching Power	250VA,60W
	Minimum Switching Load	5V dc,10mA
Life	Electrical	100,000 Operations
	Mechanical	15,000,000 Operations

## Specifications

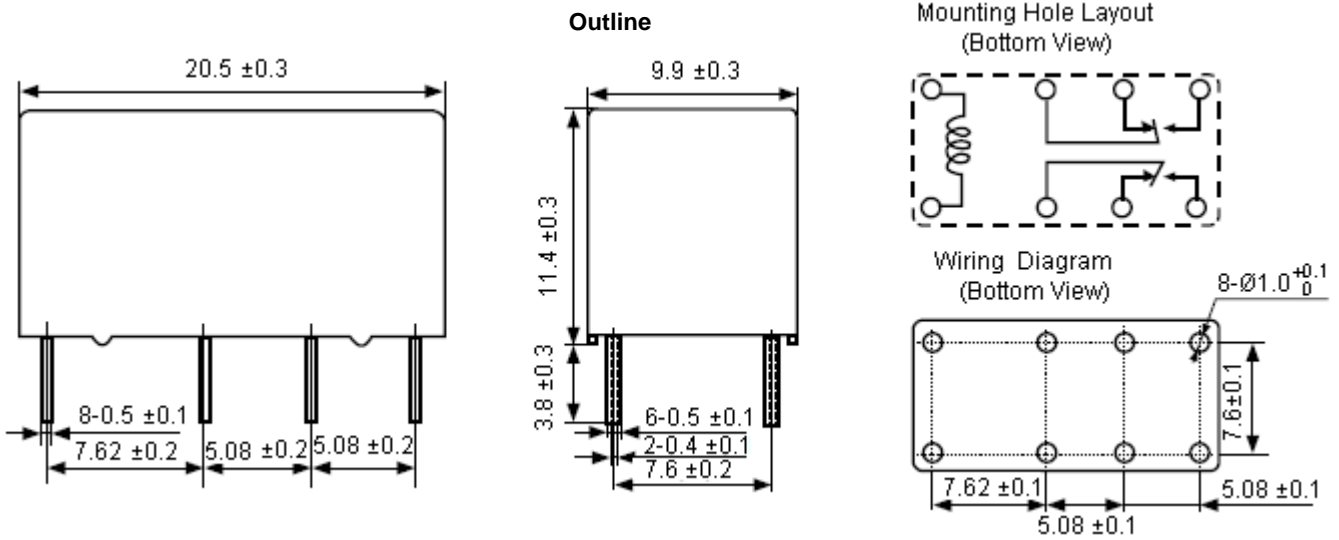
Coil Data		
Nominal Coil Power		150mW, 200mW, 360mW, 450mW
General Data		
Insulation Resistance		Minimum 1,000M $\Omega$ 500V dc
Dielectric Strength	Between Open Contacts	500V ac,1 Min
	Between Coil and Contacts	1,000V ac,1 Min
Operate Time		Maximum 7ms
Release Time		Maximum 3ms
Operating Temperature		-25 to +70°C
Humidity		35 to 95% RH, +40°C
Surge Strength		1,500V ac,10 $\times$ 160 $\mu$ s
Shock Resistance	Endurance	1,000m/s <sup>2</sup>
	Misoperation	100m/s <sup>2</sup>
Vibration Resistance	Endurance	10 to 55Hz,1.5mm Double Amplitude
	Misoperation	

## Coil Data

Ambient Temperature: 23°C

Nominal Voltage V dc	Coil Resistance $\Omega$ $\pm$ 10%	Operate Voltage $\leq$ V dc	Release Voltage $\geq$ V dc	Coil Power mW	Part Number
5	55.6	3.75	0.5	450	HRS2H-S-DC5V
9	180	6.75	0.9		HRS2H-S-DC9V
12	320	9	1.2		HRS2H-S-DC12V
24	1280	18	2.4		HRS2H-S-DC24V

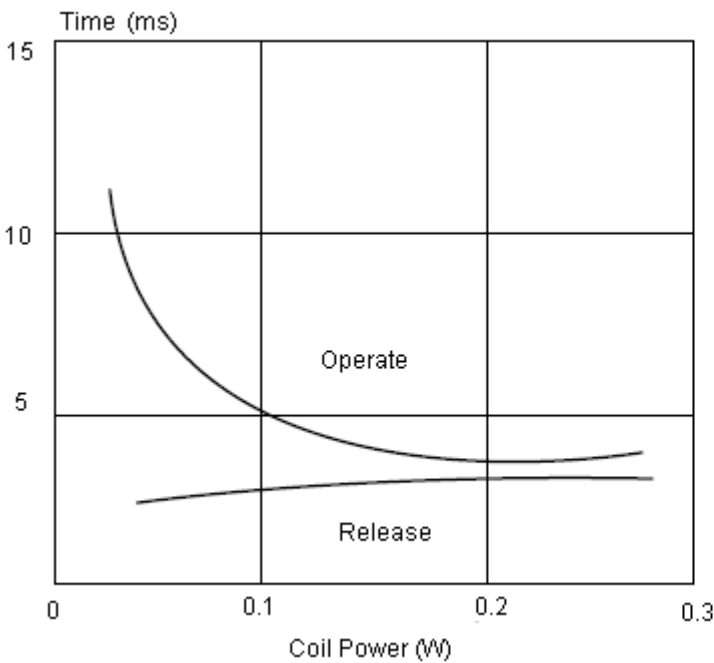
## Out Line, Wiring Diagram, Mounting Hole Layout (Unit : mm)



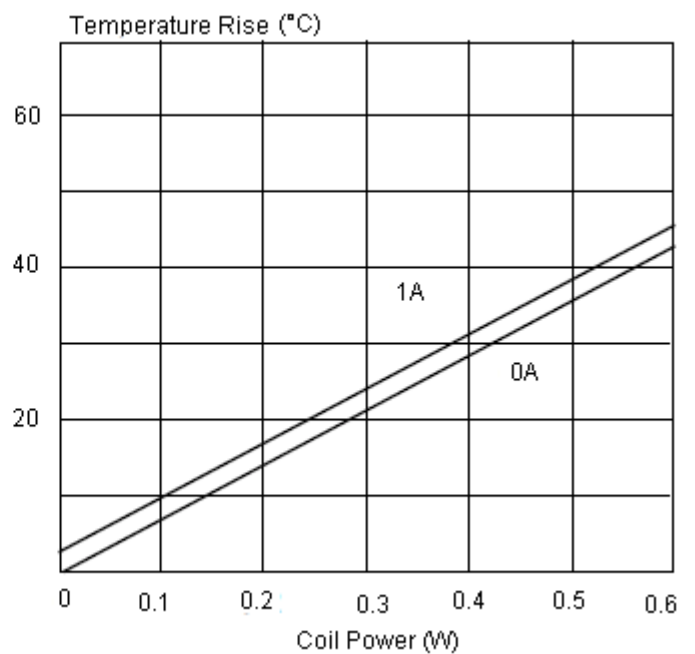
Dimensions : Millimetres

## Characteristic Chart Data

### Timing

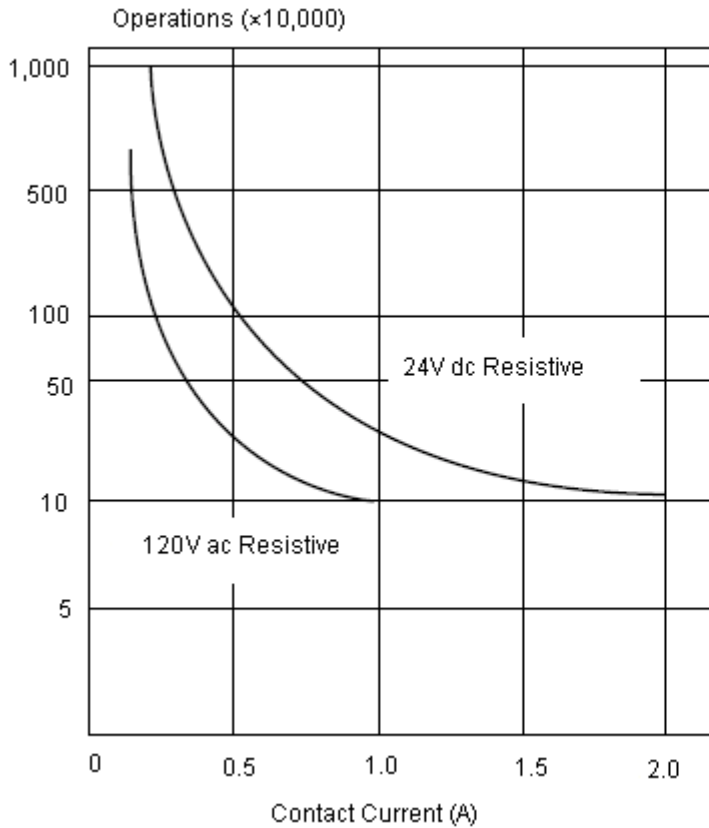


### Coil Temperature Rise

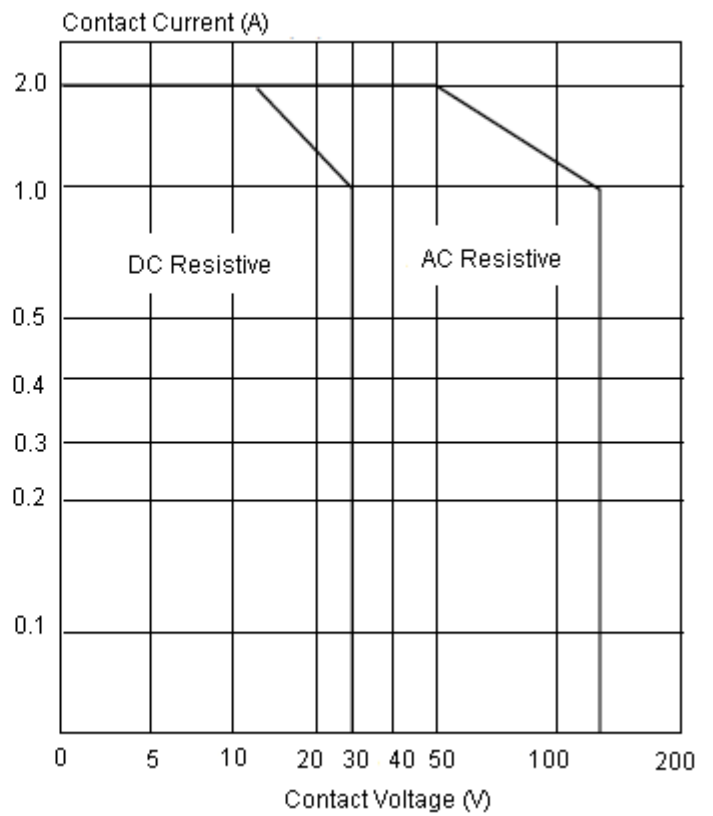


## Characteristic Chart Data

### Life Curves



### Maximum Switching Power



**Important Notice :** This data sheet and its contents (the "Information") belong to the members of the Premier Farnell group of companies (the "Group") or are licensed to it. No licence is granted for the use of it other than for information purposes in connection with the products to which it relates. No licence of any intellectual property rights is granted. The Information is subject to change without notice and replaces all data sheets previously supplied. The Information supplied is believed to be accurate but the Group assumes no responsibility for its accuracy or completeness, any error in or omission from it or for any use made of it. Users of this data sheet should check for themselves the Information and the suitability of the products for their purpose and not make any assumptions based on information included or omitted. Liability for loss or damage resulting from any reliance on the Information or use of it (including liability resulting from negligence or where the Group was aware of the possibility of such loss or damage arising) is excluded. This will not operate to limit or restrict the Group's liability for death or personal injury resulting from its negligence. Multicomp is the registered trademark of the Group. © Premier Farnell plc 2011.