



RAF ELECTRONIC
HARDWARE

a Division of MW Industries, Inc.

COMPREHENSIVE CATALOG
AMERICAN STANDARD & METRIC DIMENSIONED
ELECTRONIC HARDWARE & HANDLES



CAPTIVE PANEL SCREWS



SPACERS



STANDOFFS



JACK SCREWS




PRECISION SHOULDER SCREWS



THUMB SCREWS



MALE-FEMALE STANDOFFS



CIRCUIT BOARD SUPPORTS



HANDLES & FERRULES



www.rafhdwe.com

CONTENTS

OVERVIEW i
DISTRIBUTOR SUPPORT ii
ENGINEERING DATA iii
THREAD-LOCKING PRODUCTS vii
PC/104 & PC/104-PLUS PRODUCTS viii

AMERICAN STANDARD ELECTRONIC HARDWARE

- Index 1
- Materials and Finish Codes 9
- Depths of Threads 10
- Percentage of Thread for Tapped Holes 10
- Captive Panel Screws 11
- Panel Screw Retainers 35
- Spacers 43
- Standoffs 63
- Swage Standoffs 84
- Male-Female Standoffs 106
- Jack Screws 117
- Precision Shoulder Screws 124
- Thumb Screws 129
- Knurled Swage Standoffs 136
- Circuit Board Supports 156
- Cross Reference and Index 185

HANDLES & FERRULES

- Index 1H
- Materials and Finish Codes 4H
- Depths of Threads 4H
- Percentage of Thread for Tapped Holes 4H

HANDLES

- Round Internal Thread 5H
- Round Offset Internal Thread 11H
- Oval Internal Thread 15H
- Round External Thread 17H
- Rectangular Internal Thread 22H
- Round 90° Free Fall External Thread 27H
- Round 180° Free Fall External Thread 30H
- Round 90° Infinite Position External Thread 33H
- Round 180° Infinite Pos External Thread 36H
- Round 90° 2 Position External Thread 39H
- Round 180° 3 Position External Thread 42H
- Oval 90° 2 Position External Thread 45H
- Oval 180° 3 Position External Thread 47H
- Oval 180° Infinite Position Internal Thread 49H
- Rectangular 180° Infinite Pos Ext Thread 51H
- Rectangular 180° Infinite Pos Int Thread 52H

FERRULES

- Handle Ferrules 53H



METRIC ELECTRONIC HARDWARE AND HANDLES & FERRULES

- Index 1M
- Materials and Finish Codes 6M
- Depths of Threads 7M
- Percentage of Thread for Tapped Holes 7M
- Captive Panel Screws 8M
- Panel Screw Retainers 19M
- Spacers 24M
- Female Standoffs 34M
- Swage Standoffs 44M
- Knurled Swage Standoffs 48M
- Male-Female Standoffs 60M
- Flat Washers 65M
- Shoulder Washers 66M
- Male-Male Standoffs 67M
- Jack Screws 68M
- Precision Shoulder Screws 70M
- Thumb Screws 74M
- Round Internal Thread Handles 79M
- Oval Internal Thread Handles 85M
- Handle Ferrules 87M



RAF ELECTRONIC
HARDWARE

a Division of MW Industries, Inc.

FEDERAL SUPPLY CODE FOR MANUFACTURERS:
FSCM (CAGE) 55566

Catalog No. 061425

THE LEADER IN ELECTRONIC HARDWARE

RAF Electronic Hardware is the nation's leading supplier of electronic hardware components to a variety of industry sectors, including computers, telecommunications, medical, entertainment, and military/aerospace.

Our product line includes: standoffs, spacers, male/female standoffs, captive screws, retainers, jackscrews, insulating washers, anti-rotation swage standoffs, swaging tools, plastic circuit board supports, handles and ferrules.



U.S. manufacturing and plating facility

Products are marketed via printed and on-line catalogs and are primarily sold through a worldwide network of Distributors. To find the RAF Distributors nearest you, go to the listings on our website: www.rafhdwe.com.

THE MOST RESPONSIVE ORGANIZATION IN THE INDUSTRY

As a full-service manufacturer, RAF offers a wide range of products for immediate delivery. Most catalog items are available off-the-shelf for same-day shipment. Customers can check new product announcements and access our online catalogs on the web site. We also supply customized components with small minimum orders and competitive pricing.

RAF has a 129,000 square foot US manufacturing, warehousing, and shipping facility, which includes in-house plating operations. This enables us to provide customers with the best quality products, largest selection, fastest order turnaround, and most responsive organization in the industry.

Items listed in this catalog are designed to assist in the engineering and purchase of standard electronic hardware. Parts listed that are out of stock at the time of order can be produced and expedited rapidly. In addition to standard items, variations in material, size, tolerance and configuration can be supplied with the presentation of specifications. RAF products are made in the USA.



STRONGEST DISTRIBUTION NETWORK IN THE INDUSTRY

RAF Electronic Hardware has grown to a leadership position through its worldwide network of distribution. Our Distributors are the single most vital channel for customers to obtain RAF products. We help Distributors respond immediately to customers' electronic hardware needs by providing:

- The industry's most knowledgeable customer service staff
- Fastest customer service response time in the industry
- Over 45,000 different part numbers in stock
- Parts catalog and current inventory information online
- Same-day shipment of parts from stock
- Engineering samples for evaluation

COMPREHENSIVE RAF WEB SITE

Our website: www.rafhdwe.com provides access to:

RAF's On-line Catalog

You can build a part number by choosing a type of part and choosing the dimensions needed. Or you can find the page where the part is located by entering the part number.

Authorized RAF Distributors

You can access our Global Distributor Listing and locate an authorized RAF Distributor near you.

RAF Products in Stock

You can quickly locate inventory of RAF products from our Distributor's inventory or from factory stock. Click on "Check Stock" on the RAF home page and enter the part number in the search box. You will get a list of Authorized Distributors who have inventory and the quantities available. You can link to that Distributor for a quote or contact them for additional information. You can also call RAF during regular business hours (7:30 am to 5:00 pm EST) and speak with our customer service staff about your requirements.

Regional Management Staff

You can locate the e-mail addresses of our management personnel by clicking "E-Mail Us." This staff works closely with distribution to help in the designing stages for products requiring RAF hardware. They can assist with product selection and direct you to the appropriate RAF Distributor.

Many of our Authorized Distributors incorporate our vast product offering into their value added capabilities. These value added services can encompass everything from bar coding and special packaging, to inventory management programs within oem facilities.



STANDARD MANUFACTURING TOLERANCES FOR STANDOFFS AND SPACERS

ALUMINUM, BRASS, STEEL & STAINLESS STEEL

- Lengths up to and including 6" (inches) the tolerance is ± 0.005
- Lengths over 6" (inches) the tolerance is ± 0.010
- Lengths up to and including 99 mm (millimeters) the tolerance is ± 0.13 mm
- Lengths from 100 mm to 150 mm the tolerance is ± 0.20 mm
- Lengths over 150 mm the tolerance is ± 0.25 mm

Tolerances for the outside diameters are +/- .005

PHENOLIC, NYLON, TEFLON AND DELRIN

- For all lengths the tolerance is ± 0.010
- For the outside diameter the tolerance is ± 0.010

PROPERTIES OF NON-METALLIC MATERIALS

PROPERTIES	NYLON	TEFLON	PHENOLIC PAPER BASED XXXP	DELRIN
Tensile Strength (psi)	11,200-16,500	2,700-3,100	13,500	10,000
Heat Resistance (continuous degrees F)	250	550	250-275	250
Compression Strength (psi)	4,000-11,000	700-1,200	36,000	18,000
Flammability Rating	UL 94V-2	UL HB	n/a	n/a
Water Absorption (%) 24 hrs	1.5	0	0.5	0.12
Dielectric Constant (60 cycles)	10	2.1	n/a	3.7
Dielectric Strength 1/8 thickness (v/mil)	300-400	400	325	500
Arc Resistance (sec)	140	200	10	129

This chart is for information purposes only. The information was supplied by various sources. While we believe the information to be accurate, the test methods can vary and their validity cannot be verified.

ILLUSTRATION OF THE SWAGING PROCESS

Follow these instructions for a superior installation of both plain swage standoffs and knurled swage standoffs. Knurled swage standoffs offer more holding power than plain standoffs, and eliminate electrical connection breaks due to loosening and spinning of the standoff because of high torque stresses.

HOLE SPECIFICATIONS

Plain Swage Standoff

A plain swage standoff (no knurl) requires a *STRAIGHT HOLE*. The hole diameter in the board or panel is the same as the shank (or shoulder) diameter of the standoff with a **tolerance of $+.003"/-0.000"$ ($+.076\text{ mm}/-0.000\text{ mm}$)**.

Partial Knurl or Full Knurl Swage Standoff

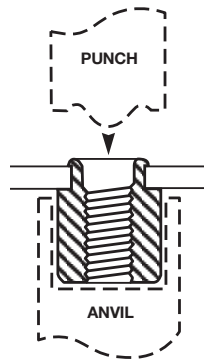
A partial knurl or full knurl swage standoff requires a *STRAIGHT HOLE* in a printed circuit board. The hole diameter in the board is **$.010"$ to $.012"$** smaller than the shank (or shoulder) diameter of the standoff with a **tolerance of $+.005"/-0.000"$ ($+.13\text{ mm}/-0.000\text{ mm}$)**.

METHODS OF INSTALLATION

Swage

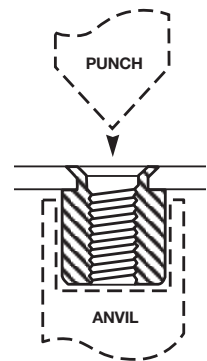
While some dimensions of the punch and anvil change with the size of the swage standoffs, the following dimensions remain constant:

- The punch is 2.5" in overall length and .5" OD
- The anvil is 1" in overall length and .5" OD with a 1/2-24 external thread
- Punch and anvil part numbers for swaging are listed on the individual pages of plain and partial knurl swage standoffs

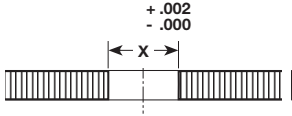


Flare

- Flare tool is not supplied
- Flare angle should be same as countersink angle
- For flush flaring into countersunk hole use shank length .020" shorter than board thickness



INSTALLATION OF KNURLED SHANK RETAINERS – STYLE A ONLY



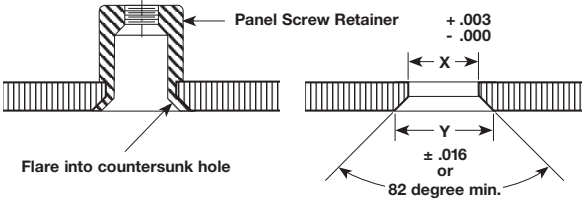
+ .002
- .000

← X →

PRESS FIT ONLY

SHANK DIA. "B"	.198	.228	.280	.366	.414	.479
"X" DIA.	.188	.218	.270	.356	.404	.469

INSTALLATION OF PANEL SCREW RETAINERS – STYLES B, C, D, E, F & G ONLY



Panel Screw Retainer + .003
- .000

← X →

← Y →

± .016
or
82 degree min.

Flare into countersunk hole

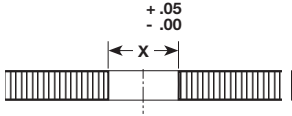
SHANK DIA. "B"

.188	.218	.250	.270	.356	.404	.406	.433	
"X" DIA.	.191	.221	.257	.272	.359	.407	.412	.437
"Y" DIA.	.252	.282	.318	.333	.420	.468	.468	.498

Rule of thumb for "Y" countersink:
Y = X + .045 min. or 0.78 max.

AMERICAN STANDARD SIZES — ALL DIMENSIONS ARE IN INCHES

INSTALLATION OF KNURLED SHANK RETAINERS – STYLE A ONLY



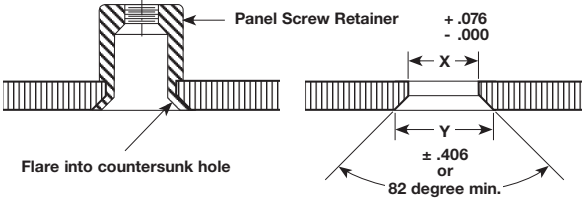
+ .05
- .00

← X →

PRESS FIT ONLY

SHANK DIA. "B"	5	5.8	7.1	9.3
"X" DIA.	4.75	5.54	6.86	9.04

INSTALLATION OF PANEL SCREW RETAINERS – STYLES B, C, D & E ONLY



Panel Screw Retainer + .076
- .000

← X →

← Y →

± .406
or
82 degree min.

Flare into countersunk hole

SHANK DIA. "B"

6.3	11	
"X" DIA.	6.5	11.2
"Y" DIA.	8	12.6

Rule of thumb for "Y" countersink:
Y = X + 1.14 min. or 1.98 max.

METRIC SIZES — ALL DIMENSIONS ARE IN MILLIMETERS

DECIMAL EQUIVALENT

FRACTIONAL INCHES		DECIMAL INCHES	FRACTIONAL INCHES		DECIMAL INCHES
1/64		.015625	33/64		.515625
	1/32	.03125		17/32	.53125
3/64		.046875	35/64		.546875
	1/16	.0625		9/16	.5625
5/64		.078125	37/64		.578125
	3/32	.09375		19/32	.59375
7/64		.109375	39/64		.609375
	1/8	.125		5/8	.625
9/64		.140625	41/64		.640625
	5/32	.15625		21/32	.65625
11/64		.171875	43/64		.671875
	3/16	.1875		11/16	.6875
13/64		.203125	45/64		.703125
	7/32	.21875		23/32	.71875
15/64		.234375	47/64		.734375
	1/4	.250		3/4	.750
17/64		.265625	49/64		.765625
	9/32	.28125		25/32	.78125
19/64		.296875	51/64		.796875
	5/16	.3125		13/16	.8125
21/64		.328125	53/64		.828125
	11/32	.34375		27/32	.84375
23/64		.359375	55/64		.859375
	3/8	.375		7/8	.875
25/64		.390625	57/64		.890625
	13/32	.40625		29/32	.90625
27/64		.421875	59/64		.921875
	7/16	.4375		15/16	.9375
29/64		.453125	61/64		.953125
	15/32	.46875		31/32	.96875
31/64		.484375	63/64		.984375
	1/2	.500		1	1.0000

CONVERSION TABLE – MILLIMETERS TO DECIMAL INCHES

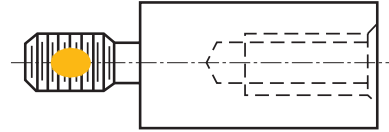
Milli-meters	Decimal Inches	Milli-meters	Decimal Inches	Milli-meters	Decimal Inches	Milli-meters	Decimal Inches	Milli-meters	Decimal Inches	Milli-meters	Decimal Inches
		6	.2362	21	.8268	36	1.4173	51	2.0079	66	2.5984
.1	.00394	7	.2756	22	.8661	37	1.4567	52	2.0472	67	2.6378
.2	.00787	8	.3150	23	.9055	38	1.4961	53	2.0866	68	2.6772
.3	.01181	9	.3543	24	.9449	39	1.5354	54	2.1260	69	2.7165
.4	.01575	10	.3937	25	.9842	40	1.5748	55	2.1653	70	2.7559
.5	.01968	11	.4331	26	1.0236	41	1.6142	56	2.2047	71	2.7953
.6	.02362	12	.4724	27	1.0630	42	1.6535	57	2.2441	72	2.8346
.7	.0275	13	.5118	28	1.1024	43	1.6929	58	2.2835	73	2.8740
.8	.0315	14	.5512	29	1.1417	44	1.7323	59	2.3228	74	2.9134
.9	.03541	15	.5905	30	1.1811	45	1.7716	60	2.3622	75	2.9527
1	.0394	16	.6299	31	1.2205	46	1.8110	61	2.4016	76	2.9921
2	.0787	17	.6693	32	1.2598	47	1.8504	62	2.4409	77	3.0315
3	.1181	18	.7087	33	1.2992	48	1.8898	63	2.4803	78	3.0709
4	.1575	19	.7480	34	1.3386	49	1.9291	64	2.5197	79	3.1102
5	.1968	20	.7874	35	1.3779	50	1.9685	65	2.5590	80	3.1496

The following processes make threaded fasteners of all sizes and configurations self-locking and self-sealing. They can be used with both male and female threads and leave fasteners fully adjustable. The ND Patches are *Automotive and Military Approved*.

ND PATCH®

Locking, Sealing, Reusable, Factory Pre-Applied

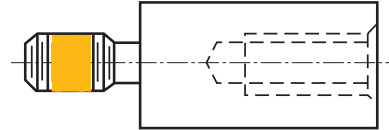
The ND Patch is completely dry, fused to the fastener, and requires no curing time after installation.



ND 360° RING-PATCH®

Locking, Sealing, Reusable, Factory Pre-Applied

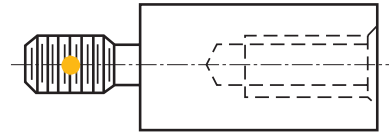
The ND 360° Ring-Patch is completely dry, fused to the fastener, and requires no curing time after installation.



ND PELL-IT®

Locking, Sealing, Reusable, Factory Pre-Applied

The ND Pell-It is a special, tough nylon plug that is inserted into a drilled hole and makes any threaded fastener self-locking and self-sealing while leaving it fully adjustable. In addition to nylon, ND Pell-It is also available in KEL-F® and Vespel® for extremely high temperature applications.

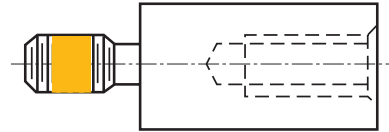


Two additional thread-locking products for your design needs:

ND MICROSPHERES®

Locking, Sealing, Bonding, Factory Pre-Applied

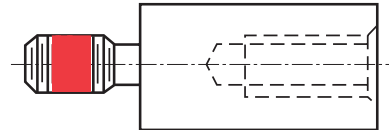
The micro-encapsulated adhesive market is no longer dominated by makers of expensive brand name products. ND Microspheres is an affordable, equivalent-quality alternative to brand name micro-encapsulated adhesives. It is offered in epoxy formulation, and is available *Pre-Applied*.



ND VIBRA-TITE®

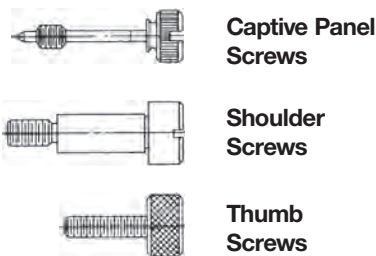
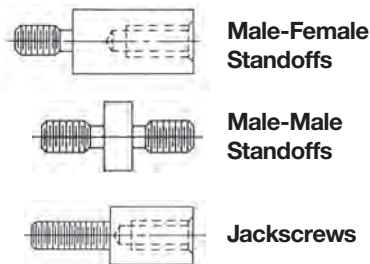
Locking, Sealing, Re-Usable, Factory Pre-Applied, Minimizes Galling/Stripping

This low-cost blend of acrylic resins makes any threaded fastener self-locking and self-sealing, preventing it from loosening even under extreme vibration. Vibra-tite is available factory *Pre-Applied*. Once coated, the parts can be stored indefinitely before use. In addition, ND Vibra-tite is *Military Approved*.



ND®, ND Patch®, ND 360° Ring-Patch®, ND Pell-It®, ND Microspheres®, and ND Vibra-tite® are all registered trademarks of ND Industries, Inc.

Thread-locking products can be added to:



How to order

Just add the appropriate thread-locking designation to our product number. Here's an example of ND PATCH added to a hex male-female standoff number:

4500-440-SS-PL

Thread-locking product designations

ND PATCH	PL
ND 360° RING PATCH	RP
ND PELL-IT	PI
ND MICROSPHERES	MS
ND VIBRA-TITE	VT



RAF Product Description

Stacking Spacers—Round Profile

4000-440-AL MOD L = .600 (aluminum)

4000-440-N MOD L = .600 (nylon)

Stacking Spacers—Hexagon Profile

4500-440-AL MOD L =.600 (aluminum)

4500-440-N MOD L =.600 (nylon)

Features

- Precision manufactured for perfect fit
- Material quality, finish and performance assured
- RAF has the highest level of quality, service and on-time delivery in the industry

MALE-FEMALE STACKING SPACERS

Male-Female stacking spacers from RAF Electronic Hardware help overcome space limitations that may occur when PC/104 or PC/104-Plus bus drives are installed. With this approach, standalone module stacks are used like ultra-compact bus boards, but without needing backplanes or bird cages. Module boards are spaced exactly 0.6 inches apart using RAF precision-made nylon or aluminum male-female spacers, to build structurally secure standalone module stacks. RAF stacking spacers allow PC/104 and PC/104-Plus embedded system designers to employ application-specific module stacks for their products that are easily and securely assembled. The RAF hardware can be used with any of more than 100 different PC/104 ultra-compact bus board modules produced by manufacturers today.



Technical Specs

- Nylon or Aluminum
- Length: 0.600"; Diameter $\frac{3}{16}$ "; round and hexagon profiles
- $\frac{3}{16}$ " long 4-40 male thread on one end
- $\frac{1}{4}$ " deep 4-40 internal thread depth
- Mating screw and hex nut available for either material

Technologies Supported

Standalone module stacks for embedded systems design

Availability

Immediate — in stock



RAF is an affiliate member of the PC/104 Embedded Consortium. To find out more about the consortium, visit:

www.pc104.org

Complete listing of RAF
American standard
electronic hardware products

Five captive panel screw
styles, seven panel screw
retainer styles

Various sizes of
round, hexagonal
and swage spacers

Round, hexagonal and square female,
swage, swage tite, hex binding,
male-female and male-male standoffs

Hex jack screws, locking post and
screw lock assemblies, fillister head
mounting screws, washers

Non-metallic flat and shoulder washers
in a wide choice of hole sizes,
shoulder lengths and shoulder diameters

Socket head and slotted head
precision shoulder screws,
captive panel screw style 6

Washer face, plain and push type
thumbscrews, round and hex
thumb nuts, chassis fasteners

Round partial knurled, full knurled,
knurled front face, knurled back face
and knurled double face swage standoffs

A large variety of circuit board
hardware for support applications,
additional engineering data

Richco part numbers
cross referenced
to RAF part numbers

Index

Captive Panel Screws & Retainers

Spacers

Standoffs/Swage/Male-Female

Jack Screws

Flat/Shoulder Washers

Precision Shoulder Screws

Thumb Screws/Thumb Nuts

Knurled Swage Standoffs


























Circuit Board Supports

Cross Reference & Index







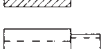


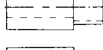


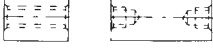


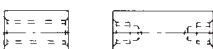


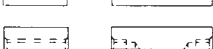
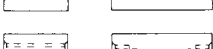




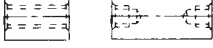


NOTES


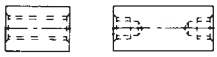


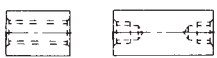


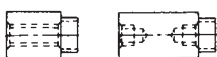
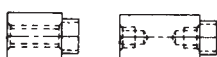












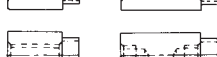



INDEX

CONFIGURATION	DESCRIPTION	PAGE NO.
	CAPTIVE PANEL SCREW STYLE 1	10
	CAPTIVE PANEL SCREW STYLE 2	18
	CAPTIVE PANEL SCREW STYLE 3	23
	CAPTIVE PANEL SCREW STYLE 4	28
	CAPTIVE PANEL SCREW STYLE 5	31
	WASHER FOR OVAL HEAD CAPTIVE SCREW STYLE 5	34
	PANEL SCREW RETAINER STYLE A	35
	PANEL SCREW RETAINER STYLE B	36
	PANEL SCREW RETAINER STYLE C	37
	PANEL SCREW RETAINER STYLE D	38
	PANEL SCREW RETAINER STYLE E	39
	PANEL SCREW RETAINER STYLE F	40
	PANEL SCREW RETAINER STYLE G	41
	CAPTIVE PANEL SCREW RETAINER SPRINGS	42
	CAPTIVE PANEL SCREW RETAINER WASHERS	42
	1/8" ROUND SPACER	43
	3/16" ROUND SPACER	44
	1/4" ROUND SPACER	45
	5/16" ROUND SPACER	46
	3/8" ROUND SPACER	47
	1/2" ROUND SPACER	48
	5/8" ROUND SPACER	49
	3/4" ROUND SPACER	50
	1/8" HEXAGON SPACER	51
	3/16" HEXAGON SPACER	52



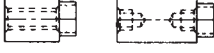
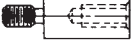
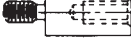



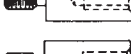
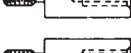
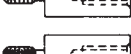
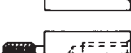








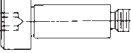
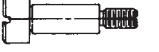
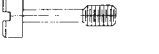



INDEX

CONFIGURATION	DESCRIPTION	PAGE NO.
	1/4" HEXAGON SPACER	53
	5/16" HEXAGON SPACER	54
	3/8" HEXAGON SPACER	55
	1/2" HEXAGON SPACER	56
	5/8" HEXAGON SPACER	57
	3/4" HEXAGON SPACER	58
	3/16" ROUND SWAGE SPACER	59
	1/4" ROUND SWAGE SPACER	60
	3/16" HEXAGON SWAGE SPACER	61
	1/4" HEXAGON SWAGE SPACER	62
	1/8" ROUND FEMALE STANDOFF	63
	3/16" ROUND FEMALE STANDOFF	64
	1/4" ROUND FEMALE STANDOFF	65
	5/16" ROUND FEMALE STANDOFF	66
	3/8" ROUND FEMALE STANDOFF	67
	1/2" ROUND FEMALE STANDOFF	68
	5/8" ROUND FEMALE STANDOFF	69
	1/8" HEXAGON FEMALE STANDOFF	70
	3/16" HEXAGON FEMALE STANDOFF	71
	1/4" HEXAGON FEMALE STANDOFF	72
	5/16" HEXAGON FEMALE STANDOFF	73
	3/8" HEXAGON FEMALE STANDOFF	74
	1/2" HEXAGON FEMALE STANDOFF	75
	5/8" HEXAGON FEMALE STANDOFF	76
	1/8" SQUARE FEMALE STANDOFF	77





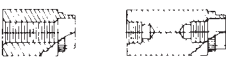








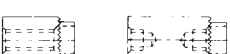


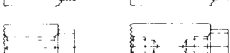





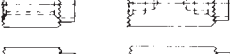

INDEX

CONFIGURATION		DESCRIPTION	PAGE NO.
		3/16" SQUARE FEMALE STANDOFF	78
		1/4" SQUARE FEMALE STANDOFF	79
		5/16" SQUARE FEMALE STANDOFF	80
		3/8" SQUARE FEMALE STANDOFF	81
		1/2" SQUARE FEMALE STANDOFF	82
		5/8" SQUARE FEMALE STANDOFF	83
		1/8" ROUND SWAGE STANDOFF	84
		5/32" ROUND SWAGE STANDOFF	85
		3/16" ROUND SWAGE STANDOFF	86
		1/4" ROUND SWAGE STANDOFF	87
		5/16" ROUND SWAGE STANDOFF	88
		3/8" ROUND SWAGE STANDOFF	89
		1/4" SWAGE TITE STANDOFFS	90
		5/16" SWAGE TITE STANDOFFS	91
		3/16" HEX BINDING SWAGE STANDOFFS	92
		1/4" HEX BINDING SWAGE STANDOFFS	93
		5/16" HEX BINDING SWAGE STANDOFFS	94
		3/8" HEX BINDING SWAGE STANDOFFS	95
		1/8" HEXAGON SWAGE STANDOFF	96
		5/32" HEXAGON SWAGE STANDOFF	97
		3/16" HEXAGON SWAGE STANDOFF	98
		1/4" HEXAGON SWAGE STANDOFF	99
		5/16" HEXAGON SWAGE STANDOFF	100
		3/8" HEXAGON SWAGE STANDOFF	101
		3/16" ROUND .125 DIAMETER SHANK SWAGE STANDOFF	102




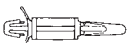














INDEX

CONFIGURATION	DESCRIPTION	PAGE NO.
	3/16" HEXAGON .125 DIAMETER SHANK SWAGE STANDOFF	103
	1/4" ROUND .136 DIAMETER SHANK SWAGE STANDOFF	104
	1/4" HEXAGON .136 DIAMETER SHANK SWAGE STANDOFF	105
	3/16" ROUND MALE-FEMALE STANDOFF	106
	1/4" ROUND MALE-FEMALE STANDOFF	107
	5/16" ROUND MALE-FEMALE STANDOFF	108
	3/8" ROUND MALE-FEMALE STANDOFF	109
	1/2" ROUND MALE-FEMALE STANDOFF	110
	3/16" HEXAGON MALE-FEMALE STANDOFF	111
	1/4" HEXAGON MALE-FEMALE STANDOFF	112
	5/16" HEXAGON MALE-FEMALE STANDOFF	113
	3/8" HEXAGON MALE-FEMALE STANDOFF	114
	1/2" HEXAGON MALE-FEMALE STANDOFF	115
	HEX MALE — MALE STANDOFFS	116
	3/16" HEX JACK SCREW	117
	LOCKING POST ASSEMBLY	118
	SCREW LOCK ASSEMBLY - STYLE 1	119
	SCREW LOCK ASSEMBLY - STYLE 3	120
	FILLISTER HEAD MOUNTING SCREW	121
	FLAT WASHER	122
	SHOULDER WASHER	123
	PRECISION SHOULDER SCREWS — SOCKET HEAD	124
	PRECISION SHOULDER SCREW — SLOTTED HEAD	126
	CAPTIVE PANEL SCREW — STYLE 6	128
	WASHER FACE THUMBSCREW	129
	PLAIN THUMBSCREW	130



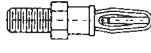
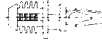

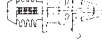









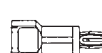




INDEX

CONFIGURATION	DESCRIPTION	PAGE NO.
	PUSH TYPE THUMBSCREW	131
	ROUND THUMB NUTS	133
	HEX THUMB NUTS	134
	CHASSIS FASTENERS	135
	3/16" ROUND PARTIAL KNURLED SWAGE STANDOFFS	136
	1/4" ROUND PARTIAL KNURLED SWAGE STANDOFFS	137
	5/16" ROUND PARTIAL KNURLED SWAGE STANDOFFS	138
	3/8" ROUND PARTIAL KNURLED SWAGE STANDOFFS	139
	3/16" ROUND FULL KNURLED SWAGE STANDOFFS	140
	1/4" ROUND FULL KNURLED SWAGE STANDOFFS	141
	5/16" ROUND FULL KNURLED SWAGE STANDOFFS	142
	3/8" ROUND FULL KNURLED SWAGE STANDOFFS	143
	3/16" ROUND KNURLED FRONT FACE SWAGE STANDOFFS	144
	1/4" ROUND KNURLED FRONT FACE SWAGE STANDOFFS	145
	5/16" ROUND KNURLED FRONT FACE SWAGE STANDOFFS	146
	3/8" ROUND KNURLED FRONT FACE SWAGE STANDOFFS	147
	3/16" ROUND KNURLED BACK FACE SWAGE STANDOFFS	148
	1/4" ROUND KNURLED BACK FACE SWAGE STANDOFFS	149
	5/16" ROUND KNURLED BACK FACE SWAGE STANDOFFS	150
	3/8" ROUND KNURLED BACK FACE SWAGE STANDOFFS	151
	3/16" ROUND KNURLED DOUBLE FACE SWAGE STANDOFFS	152
	1/4" ROUND KNURLED DOUBLE FACE SWAGE STANDOFFS	153
	5/16" ROUND KNURLED DOUBLE FACE SWAGE STANDOFFS	154
	3/8" ROUND KNURLED DOUBLE FACE SWAGE STANDOFFS	155














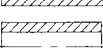
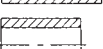



INDEX

CONFIGURATION	DESCRIPTION	PAGE NO.
	CIRCUIT BOARD SUPPORTS - LOCKING	156
	CIRCUIT BOARD SUPPORTS - LOCKING ONE END	156
	CIRCUIT BOARD SUPPORTS - DUAL LOCKING	157
	CIRCUIT BOARD SUPPORTS - LONG NOSE	157
	CIRCUIT BOARD SUPPORTS - ON BASE - NON LOCKING	158
	CIRCUIT BOARD SUPPORTS - ON BASE - LOCKING	158
	CIRCUIT BOARD SUPPORTS - ON BASE - LOCKING - MINIATURE	159
	CIRCUIT BOARD SUPPORTS - LONG BASE - LOCKING	159
	CIRCUIT BOARD SUPPORTS - SNAP IN - LOCKING	160
	CIRCUIT BOARD SUPPORTS - LOCKING - MINIATURE	160
	CIRCUIT BOARD SUPPORTS - ROUND HOLE - REVERSE LOCKING	161
	CIRCUIT BOARD SUPPORTS - ROUND HOLE - REVERSE LOCKING - STANDOFF	161
	CIRCUIT BOARD SUPPORTS - REVERSE LOCKING - PRONGED	162
	CIRCUIT BOARD SUPPORTS - REVERSE MOUNTING - NON LOCKING	162
	CIRCUIT BOARD SUPPORTS - REVERSE LOCKING - CUPPED	163
	CIRCUIT BOARD SUPPORTS - STACKING SPACERS	163
	CIRCUIT BOARD SUPPORTS - COMBINATION STACKING SPACERS	164
	CIRCUIT BOARD SUPPORTS - PUSH SPACER - MINIATURE	165

INDEX

CONFIGURATION	DESCRIPTION	PAGE NO.
	CIRCUIT BOARD SUPPORTS - LOCKING ONE END - MINIATURE	165
	CIRCUIT BOARD SUPPORTS - DUAL LOCKING - MINIATURE.....	166
	CIRCUIT BOARD SUPPORTS - STUDDED - MINIATURE	166
	CIRCUIT BOARD SUPPORTS - BLIND HOLE - NON LOCKING	167
	CIRCUIT BOARD SUPPORTS - BLIND HOLE - LOCKING	167
	CIRCUIT BOARD SUPPORTS - SNAP LOCK	168
	CIRCUIT BOARD SUPPORTS - FLEXIBLE HINGE - LOCKING.....	168
	CIRCUIT BOARD SUPPORTS - LOCKING - HINGED	169
	CIRCUIT BOARD SUPPORTS - FLEXIBLE SUPPORT.....	169
	CIRCUIT BOARD SUPPORTS - POSTS - MINIATURE	170
	CIRCUIT BOARD SUPPORTS - MICRO - MINIATURE.....	170
	CIRCUIT BOARD SUPPORTS - .25 SHOULDER - MINIATURE.....	171
	CIRCUIT BOARD SUPPORTS - .27 SHOULDER - MINIATURE.....	171
	CIRCUIT BOARD SUPPORTS - HEX THREADED - MINIATURE	172
	CIRCUIT BOARD SUPPORTS - LOCKING - THREADED	172
	CIRCUIT BOARD SUPPORTS - SNAP RIVET - THREADED.....	173
	CIRCUIT BOARD SUPPORTS - SNAP RIVET - LOCKING	173
	CIRCUIT BOARD SUPPORTS - SCREW MOUNTED	174
	CIRCUIT BOARD SUPPORTS - PUSH SPACERS	174
	CIRCUIT BOARD SUPPORTS - EDGE HOLDING - RIVET	175

INDEX

CONFIGURATION	DESCRIPTION	PAGE NO.
	CIRCUIT BOARD SUPPORTS - EDGE HOLDING	175
	CIRCUIT BOARD SUPPORTS - EDGE HOLDING - SCREW MOUNT	176
	CIRCUIT BOARD SUPPORTS - CORNER/EDGE - SCREW MOUNT	176
	CIRCUIT BOARD SUPPORTS - CORNER/EDGE - METRIC THREADED	177
	CIRCUIT BOARD SUPPORTS - KEY SLOT - LOCKING	177
	CIRCUIT BOARD SUPPORTS - KEY SLOT - LOCKING BAYONET	178
	CIRCUIT BOARD SUPPORTS - SPACER NUTS	178
	CIRCUIT BOARD SUPPORTS - SELF RETAINING SPACERS STACKING	179
	CIRCUIT BOARD SUPPORTS - SELF RETAINING SPACERS	179
	CIRCUIT BOARD SUPPORTS - SNAP RIVETS	180
	CIRCUIT BOARD SUPPORTS - MOUNTING CAPS	180
	CIRCUIT BOARD SUPPORTS - HEX NUTS	180
	CIRCUIT BOARD SUPPORTS - 3/16 HEX CPVC SPACERS	181
	CIRCUIT BOARD SUPPORTS - 1/4 HEX CPVC SPACERS	181
	CIRCUIT BOARD SUPPORTS - 3/8 HEX CPVC SPACERS	182
	CIRCUIT BOARD SUPPORTS - 1/4 ROUND CPVC SPACERS	182
	CIRCUIT BOARD SUPPORTS - 3/8 ROUND CPVC SPACERS	183
	CIRCUIT BOARD SUPPORTS - 1/2 ROUND CPVC SPACERS	183
	CIRCUIT BOARD SUPPORTS - ENGINEERING DATA	184
	RICHCO - RAF CROSS REFERENCE AND INDEX	185-192

MATERIALS

MATERIAL ROD & BAR	ORDERING CODE	MATERIAL SPECIFICATIONS	RoHS COMPLIANT
Aluminum	AL	QQ-A-225/3D, QQ-A-225/6A, QQ-A-225/8B, QQ-A-200/9D	YES
Brass	B	ASTM-B-16	YES
Nylon	N	LP-410A, D 4066	YES
Phenolic – Paper	PH	MIL-P-79 Type PBE, MIL-I-24768/10	YES
Phenolic – Linen	PHL	MIL-P-79 Type FBE, MIL-I-24768/13	YES
Steel	S	ASTM-A108-07	YES
Stainless Steel	SS	ASTM-A-581, A-582	YES
Teflon	TE	ASTM-1710	YES
Delrin	D	ASTM-D-4181	YES

* Non RoHS Compliant Finish

FINISH CODES

* 1	Cadmium (Commercial) (Special Order Only)	25	Black Oxide, Brass MIL-F-495E
* 2	Cadmium QQ-P-416F-Class 2 Type-1 (Clear Chromate) (Special Order Only)	26	Black Oxide, Stainless Steel, Steel Mil-DTL-13924D, Class 1 and 4
* 3	Cadmium QQ-P-416F-Class 2 Type-2 (Yellow Chromate) (Special Order Only)	27	Electro Tin Solder (60/40) per M222-MIL-F-14072D
4	Chrome Over Nickel	28	Zinc Plate .0002 ASTM-B-633 (Yellow Chromate)
5	Nickel QQ-N-290 Class 1 Grade G	29	Brushed Finish – Handles Only
* 6	Iridite #14 (Gold) MIL-DTL-5541F	30	Brushed Finish – Clear Lacquer – Handles Only
7	Iridite (Clear) MIL-DTL-5541F	31	Brushed Satin – Handles Only
* 9	Alodine 1200	32	Brushed Satin – Clear Anodize – Handles Only
10	Chrome QQ-C-320B Class 1 Type I (Bright Finish)	33	Brushed Satin – Black Anodize – Handles Only
11	Chrome QQ-C-320B Class 1 Type II (Satin Finish)	34	Satin Finish – Clear Anodize
12	Zinc .0002 ASTM-B-633 (Clear Chromate)	35	Satin Finish – Black Anodize
13	Bright Dip – Brass	36	Anodize MIL-A-8625F Black High Luster
14	Bright Tin ASTM B545 over Copper Flash Mil-C-14550	37	Ductile Nickel
15	Hot Tin Dip MIL-T-10727C Type II	38	Polished Nickel – Handles Only
16	Electro Tin ASTM B545 Class A, B or C	39	Caustic Etch and Lacquer
19	Caustic Etch	40	Semi-Frost Anodize (Clear)
20	Passivate MIL-F-14072E	41	Semi-Frost Anodize (Black)
21	Anodize MIL-A-8625F – Type II Class 2 (Sulfuric) Chemical Seal (Dark Grey)	42	Black Zinc
22	Anodize MIL-A-8625F – Type II Class 1 (Sulfuric) Hot Water Seal (Clear)	43	Blue Zinc
23	Anodize MIL-A-8625F – Type II Class 2 (Sulfuric) Chemical Seal (Yellow Green)	44	Electro Tin with Nickel Undercoat Per Mil-T-10727C
24	Anodize MIL-A-8625F – Type II Class 2 (Sulfuric) Chemical Seal (Black)	45	Passivate QQ-P-35C Type VI
		46	Passivate ASTM A 967 Nitric 1
		47	Passivate ASTM A 380-96
		48	Passivate AMS 2700 Type 2

NOTES

Responsibility ends with customer inspection or 10 days after customer receives parts. No returns will be accepted without prior approval from factory in writing.

All parts are stocked in plain finish. Parts will be plated to customer specification.

The items in this catalog are designed and manufactured to be functional. Engineering evaluation and quality assurance evaluations should be accomplished with functionality as a prime criteria.

RAF reserves the right to change any specifications, tolerances and plating types, for any products listed in this REFERENCE MANUAL without prior notice, provided the function of the item is not changed.

All custom (non-catalog) items are subject to an over shipment or under shipment of up to 10% of the order quantity. The price quotation from RAF will clearly identify these items.



95 Silvermine Road, Seymour, Ct. 06483 Phone: 203-888-2133 Fax: 203-888-9860
e-mail : info@rafhdwe.com Web: www.rafhdwe.com

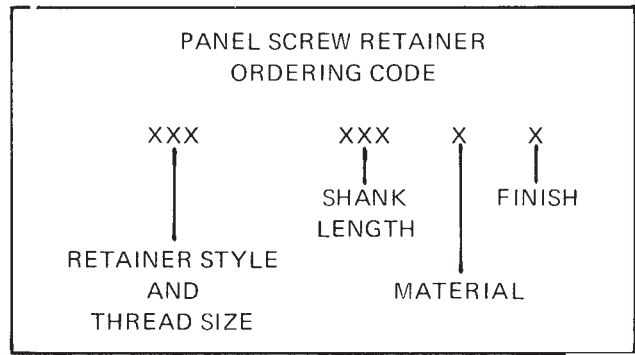
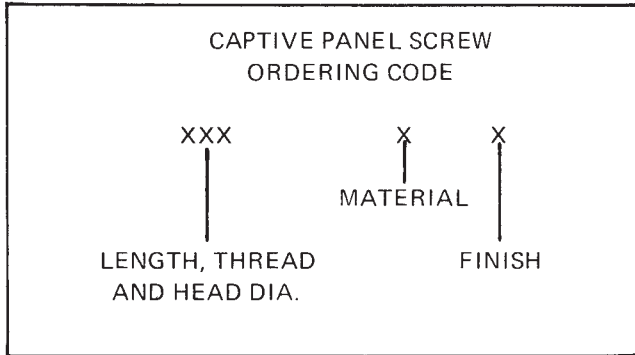
DEPTHS OF THREADS

THREAD	TAPPED THRU		BLIND TAP DEPTH
	ALUMINUM, BRASS STEEL, NYLON	STAINLESS STEEL	ALUMINUM, BRASS ST. ST., STEEL, NYLON
0-80	3/8	1/4	3/16
1-72	3/8	1/4	3/16
2-56	3/4	5/8	3/16
3-48	3/4	5/8	3/16
3-56	3/4	5/8	3/16
4-40	1	3/4	1/4
4-48	1	3/4	1/4
5-40	1	3/4	5/16
6-32	1	1	3/8
6-40	1	1	3/8
8-32	1	1	7/16
10-24	1-1/8	1	1/2
10-32	1-1/8	1	1/2
12-24	1-1/8	1	1/2
1/4-20	1-1/4	1-1/4	5/8
1/4-28	1-1/4	1-1/4	5/8
5/16-18	1-1/4	1-1/4	5/8
5/16-24	1-1/4	1-1/4	5/8
3/8-16	1-1/4	1-1/4	5/8
3/8-24	1-1/4	1-1/4	5/8
7/16-14	1-1/4	1-1/4	5/8
7/16-20	1-1/4	1-1/4	5/8
1/2-13	1-1/4	1-1/4	5/8
1/2-20	1-1/4	1-1/4	5/8

PERCENTAGE OF THREAD FOR TAPPED HOLES

TAP SIZE	FORM TAP	CUT TAP	
2	55	65	THREADS ARE SUPPLIED CUT OR ROLLED AT OUR OPTION UNLESS SPECIFICALLY NOTED ON ORDER.
3	55	65	
4	55	65	
5	55	65	
6	55	65	
8	55	65	
10	55	65	
12	55	65	
1/4	55	65	
5/16	60	70	
3/8	60	70	
7/16	65	70	
1/2	65	70	
			THREADS ARE TO COMMERCIAL 2A AND 2B STANDARDS PER HANDBOOK H-28 (PART I) SCREW THREAD STANDARDS (FEDERAL)

CAPTIVE PANEL HARDWARE



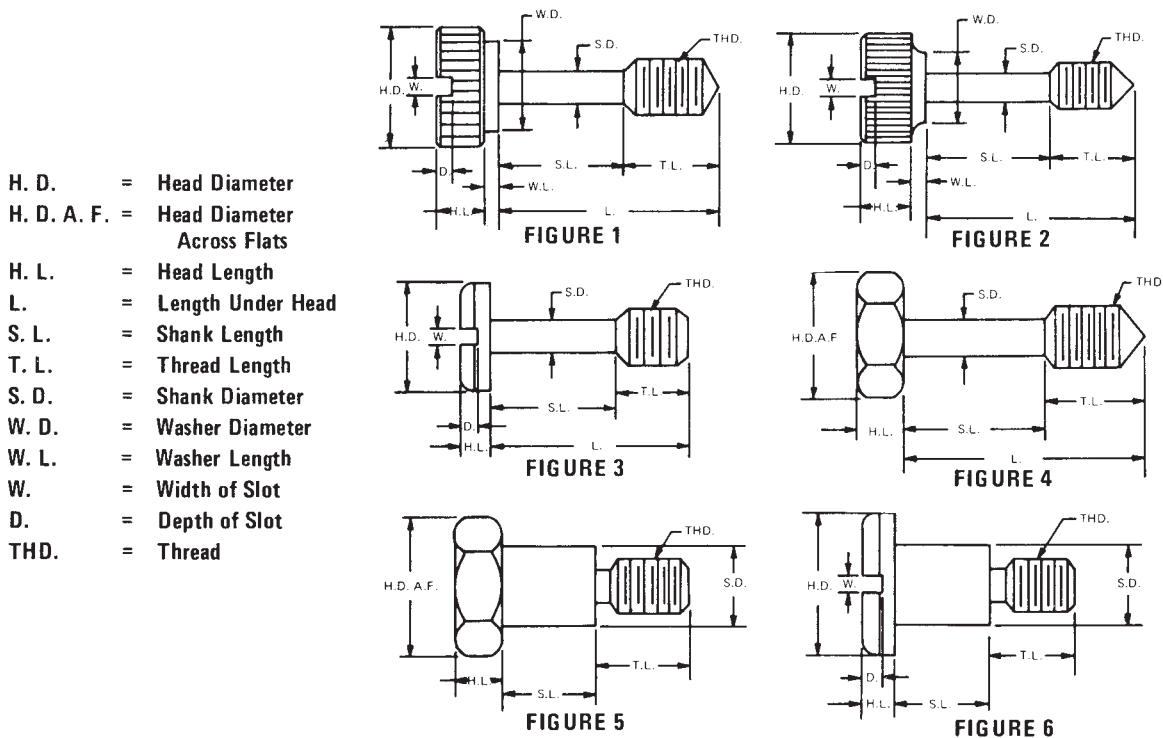
According to individual design any combination of captive panel screw and retainer may be used. Certain captive screws and retainers are more compatible. The following chart indicates the recommended combinations, but is intended as a guide only. The selection of captive panel screw and panel retainer is at the option of the buyer, as both items are purchased separately.

CAPTIVE SCREW	CAPTIVE SCREW RETAINER
Style 1	Style – B – C – D – E
Style 2	Style – A
Style 3	Style – F – G

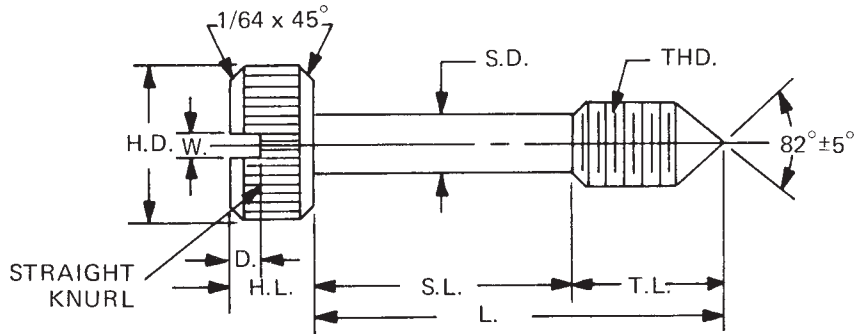
MATERIAL	CODE	RoHS
Brass	B	Yes
Stainless Steel	SS	Yes
Steel	S	Yes

Any captive panel screw can be supplied without the slot. Indicate on purchase order after part number – unslotted.

The following are a few examples of screws that can be supplied to your specifications. There is no set pattern, dimensions and configurations can be determined using the examples as a guide.



CAPTIVE PANEL SCREW – STYLE 1



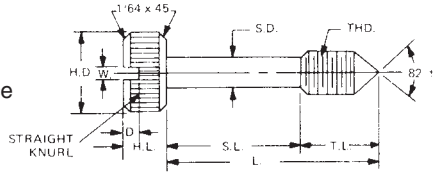
Available with thread locking products, see page vii

See page 11 for ordering code
 See page 9 for finish codes
 For non-standard parts contact Sales Office

PART NO.	THD.	H.D. +.015 -.000	H.L. ±.010	L. ±.015	T.L. ±.015	S.D. ±.005	S.L. ±.010	W. +.005 -.000	D. +.010 -.000	KNURL TPI
0100	4-40	5/16	3/16	21/32	9/32	.078	3/8	.036	1/16	35
0101	4-40	5/16	3/16	23/32	9/32	.078	7/16	.036	1/16	35
0102	4-40	5/16	3/16	25/32	9/32	.078	1/2	.036	1/16	35
0103	4-40	5/16	3/16	27/32	9/32	.078	9/16	.036	1/16	35
0104	4-40	5/16	3/16	29/32	9/32	.078	5/8	.036	1/16	35
0105	6-32	5/16	3/16	21/32	9/32	.095	3/8	.045	1/16	35
0106	6-32	5/16	3/16	23/32	9/32	.095	7/16	.045	1/16	35
0107	6-32	5/16	3/16	25/32	9/32	.095	1/2	.045	1/16	35
0108	6-32	5/16	3/16	27/32	9/32	.095	9/16	.045	1/16	35
0109	6-32	5/16	3/16	29/32	9/32	.095	5/8	.045	1/16	35
0110	6-32	3/8	3/16	21/32	9/32	.095	3/8	.045	1/16	30
0111	6-32	3/8	3/16	23/32	9/32	.095	7/16	.045	1/16	30
0112	6-32	3/8	3/16	25/32	9/32	.095	1/2	.045	1/16	30
0113	6-32	3/8	3/16	27/32	9/32	.095	9/16	.045	1/16	30
0114	6-32	3/8	3/16	29/32	9/32	.095	5/8	.045	1/16	30
0115	8-32	7/16	1/4	5/8	3/8	.120	1/4	1/16	1/16	30
0116	8-32	7/16	1/4	11/16	3/8	.120	5/16	1/16	1/16	30
0117	8-32	7/16	1/4	3/4	3/8	.120	3/8	1/16	1/16	30
0118	8-32	7/16	1/4	13/16	3/8	.120	7/16	1/16	1/16	30
0119	8-32	7/16	1/4	7/8	3/8	.120	1/2	1/16	1/16	30
0120	8-32	7/16	1/4	15/16	3/8	.120	9/16	1/16	1/16	30
0121	8-32	7/16	1/4	1"	3/8	.120	5/8	1/16	1/16	30
0122	8-32	7/16	1/4	1-1/16	3/8	.120	11/16	1/16	1/16	30
0123	8-32	7/16	1/4	1-1/8	3/8	.120	3/4	1/16	1/16	30
0124	8-32	7/16	1/4	1-3/16	3/8	.120	13/16	1/16	1/16	30
0125	8-32	7/16	1/4	1-1/4	3/8	.120	7/8	1/16	1/16	30
0126	8-32	7/16	1/4	1-5/16	3/8	.120	15/16	1/16	1/16	30
0127	8-32	7/16	1/4	1-3/8	3/8	.120	1"	1/16	1/16	30
0128	8-32	7/16	1/4	1-7/16	3/8	.120	1-1/16	1/16	1/16	30
0129	8-32	7/16	1/4	1-1/2	3/8	.120	1-1/8	1/16	1/16	30
0130	8-32	7/16	1/4	1-9/16	3/8	.120	1-3/16	1/16	1/16	30
0131	8-32	7/16	1/4	1-5/8	3/8	.120	1-1/4	1/16	1/16	30
0132	8-32	7/16	1/4	1-11/16	3/8	.120	1-5/16	1/16	1/16	30
0133	8-32	7/16	1/4	1-3/4	3/8	.120	1-3/8	1/16	1/16	30

CAPTIVE PANEL SCREW – STYLE 1

See page 11 for ordering code
 See page 9 for finish codes
 For non-standard parts contact Sales Office

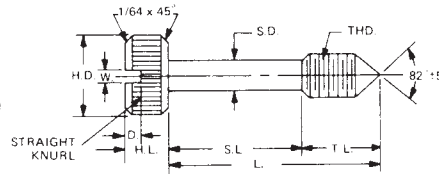


Available with thread locking products, see page vii

PART NO.	THD.	H.D. +.015 -.000	H.L. ±.010	L. ±.015	T.L. ±.015	S.D. ±.005	S.L. ±.010	W. +.005 -.000	D. +.010 -.000	KNURL TPI
0134	8-32	7/16	1/4	1-13/16	3/8	.120	1-7/16	1/16	1/16	30
0135	8-32	7/16	1/4	1-7/8	3/8	.120	1-1/2	1/16	1/16	30
0136	8-32	7/16	1/4	1-15/16	3/8	.120	1-9/16	1/16	1/16	30
0137	8-32	7/16	1/4	2"	3/8	.120	1-5/8	1/16	1/16	30
0138	10-24	7/16	1/4	5/8	3/8	.130	1/4	1/16	1/16	30
0139	10-24	7/16	1/4	11/16	3/8	.130	5/16	1/16	1/16	30
0140	10-24	7/16	1/4	3/4	3/8	.130	3/8	1/16	1/16	30
0141	10-24	7/16	1/4	13/16	3/8	.130	7/16	1/16	1/16	30
0142	10-24	7/16	1/4	7/8	3/8	.130	1/2	1/16	1/16	30
0143	10-24	7/16	1/4	15/16	3/8	.130	9/16	1/16	1/16	30
0144	10-24	7/16	1/4	1"	3/8	.130	5/8	1/16	1/16	30
0145	10-24	7/16	1/4	1-1/16	3/8	.130	11/16	1/16	1/16	30
0146	10-24	7/16	1/4	1-1/8	3/8	.130	3/4	1/16	1/16	30
0147	10-24	7/16	1/4	1-3/16	3/8	.130	13/16	1/16	1/16	30
0148	10-24	7/16	1/4	1-1/4	3/8	.130	7/8	1/16	1/16	30
0149	10-24	7/16	1/4	1-5/16	3/8	.130	15/16	1/16	1/16	30
0150	10-24	7/16	1/4	1-3/8	3/8	.130	1"	1/16	1/16	30
0151	10-24	7/16	1/4	1-7/16	3/8	.130	1-1/16	1/16	1/16	30
0152	10-24	7/16	1/4	1-1/2	3/8	.130	1-1/8	1/16	1/16	30
0153	10-24	7/16	1/4	1-9/16	3/8	.130	1-3/16	1/16	1/16	30
0154	10-24	7/16	1/4	1-5/8	3/8	.130	1-1/4	1/16	1/16	30
0155	10-24	7/16	1/4	1-11/16	3/8	.130	1-5/16	1/16	1/16	30
0156	10-24	7/16	1/4	1-3/4	3/8	.130	1-3/8	1/16	1/16	30
0157	10-24	7/16	1/4	1-13/16	3/8	.130	1-7/16	1/16	1/16	30
0158	10-24	7/16	1/4	1-7/8	3/8	.130	1-1/2	1/16	1/16	30
0159	10-24	7/16	1/4	1-15/16	3/8	.130	1-9/16	1/16	1/16	30
0160	10-24	7/16	1/4	2"	3/8	.130	1-5/8	1/16	1/16	30
0161	10-32	7/16	1/4	5/8	3/8	.130	1/4	1/16	1/16	30
0162	10-32	7/16	1/4	11/16	3/8	.130	5/16	1/16	1/16	30
0163	10-32	7/16	1/4	3/4	3/8	.130	3/8	1/16	1/16	30
0164	10-32	7/16	1/4	13/16	3/8	.130	7/16	1/16	1/16	30
0165	10-32	7/16	1/4	7/8	3/8	.130	1/2	1/16	1/16	30
0166	10-32	7/16	1/4	15/16	3/8	.130	9/16	1/16	1/16	30
0167	10-32	7/16	1/4	1"	3/8	.130	5/8	1/16	1/16	30
0168	10-32	7/16	1/4	1-1/16	3/8	.130	11/16	1/16	1/16	30
0169	10-32	7/16	1/4	1-1/8	3/8	.130	3/4	1/16	1/16	30
0170	10-32	7/16	1/4	1-3/16	3/8	.130	13/16	1/16	1/16	30
0171	10-32	7/16	1/4	1-1/4	3/8	.130	7/8	1/16	1/16	30
0172	10-32	7/16	1/4	1-5/16	3/8	.130	15/16	1/16	1/16	30
0173	10-32	7/16	1/4	1-3/8	3/8	.130	1"	1/16	1/16	30
0174	10-32	7/16	1/4	1-7/16	3/8	.130	1-1/16	1/16	1/16	30
0175	10-32	7/16	1/4	1-1/2	3/8	.130	1-1/8	1/16	1/16	30
0176	10-32	7/16	1/4	1-9/16	3/8	.130	1-3/16	1/16	1/16	30
0177	10-32	7/16	1/4	1-5/8	3/8	.130	1-1/4	1/16	1/16	30
0178	10-32	7/16	1/4	1-11/16	3/8	.130	1-5/16	1/16	1/16	30
0179	10-32	7/16	1/4	1-3/4	3/8	.130	1-3/8	1/16	1/16	30

CAPTIVE PANEL SCREW – STYLE 1

See page 11 for ordering code
 See page 9 for finish codes
 For non-standard parts contact Sales Office

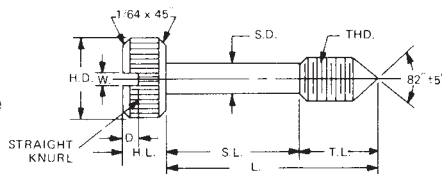


Available with thread locking products, see page vii

PART NO.	THD.	H.D. +.015 -.000	H.L. ±.010	L. ±.015	T.L. ±.015	S.D. ±.005	S.L. ±.010	W. +.005 -.000	D. +.010 -.000	KNURL TPI
0180	10-32	7/16	1/4	1-13/16	3/8	.130	1-7/16	1/16	1/16	30
0181	10-32	7/16	1/4	1-7/8	3/8	.130	1-1/2	1/16	1/16	30
0182	10-32	7/16	1/4	1-15/16	3/8	.130	1-9/16	1/16	1/16	30
0183	10-32	7/16	1/4	2"	3/8	.130	1-5/8	1/16	1/16	30
0184	12-24	9/16	1/4	5/8	3/8	.150	1/4	1/16	3/32	30
0185	12-24	9/16	1/4	11/16	3/8	.150	5/16	1/16	3/32	30
0186	12-24	9/16	1/4	3/4	3/8	.150	3/8	1/16	3/32	30
0187	12-24	9/16	1/4	13/16	3/8	.150	7/16	1/16	3/32	30
0188	12-24	9/16	1/4	7/8	3/8	.150	1/2	1/16	3/32	30
0189	12-24	9/16	1/4	15/16	3/8	.150	9/16	1/16	3/32	30
0190	12-24	9/16	1/4	1"	3/8	.150	5/8	1/16	3/32	30
0191	12-24	9/16	1/4	1-1/16	3/8	.150	11/16	1/16	3/32	30
0192	12-24	9/16	1/4	1-1/8	3/8	.150	3/4	1/16	3/32	30
0193	12-24	9/16	1/4	1-3/16	3/8	.150	13/16	1/16	3/32	30
0194	12-24	9/16	1/4	1-1/4	3/8	.150	7/8	1/16	3/32	30
0195	12-24	9/16	1/4	1-5/16	3/8	.150	15/16	1/16	3/32	30
0196	12-24	9/16	1/4	1-3/8	3/8	.150	1"	1/16	3/32	30
0197	12-24	9/16	1/4	1-7/16	3/8	.150	1-1/16	1/16	3/32	30
0198	12-24	9/16	1/4	1-1/2	3/8	.150	1-1/8	1/16	3/32	30
0199	12-24	9/16	1/4	1-9/16	3/8	.150	1-3/16	1/16	3/32	30
0200	12-24	9/16	1/4	1-5/8	3/8	.150	1-1/4	1/16	3/32	30
0201	12-24	9/16	1/4	1-11/16	3/8	.150	1-5/16	1/16	3/32	30
0202	12-24	9/16	1/4	1-3/4	3/8	.150	1-3/8	1/16	3/32	30
0203	12-24	9/16	1/4	1-13/16	3/8	.150	1-7/16	1/16	3/32	30
0204	12-24	9/16	1/4	1-7/8	3/8	.150	1-1/2	1/16	3/32	30
0205	12-24	9/16	1/4	1-15/16	3/8	.150	1-9/16	1/16	3/32	30
0206	12-24	9/16	1/4	2"	3/8	.150	1-5/8	1/16	3/32	30
0207	1/4-20	9/16	1/4	5/8	3/8	.175	1/4	1/16	3/32	30
0208	1/4-20	9/16	1/4	11/16	3/8	.175	5/16	1/16	3/32	30
0209	1/4-20	9/16	1/4	3/4	3/8	.175	3/8	1/16	3/32	30
0210	1/4-20	9/16	1/4	13/16	3/8	.175	7/16	1/16	3/32	30
0211	1/4-20	9/16	1/4	7/8	3/8	.175	1/2	1/16	3/32	30
0212	1/4-20	9/16	1/4	15/16	3/8	.175	9/16	1/16	3/32	30
0213	1/4-20	9/16	1/4	1"	3/8	.175	5/8	1/16	3/32	30
0214	1/4-20	9/16	1/4	1-1/16	3/8	.175	11/16	1/16	3/32	30
0215	1/4-20	9/16	1/4	1-1/8	3/8	.175	3/4	1/16	3/32	30
0216	1/4-20	9/16	1/4	1-3/16	3/8	.175	13/16	1/16	3/32	30
0217	1/4-20	9/16	1/4	1-1/4	3/8	.175	7/8	1/16	3/32	30
0218	1/4-20	9/16	1/4	1-5/16	3/8	.175	15/16	1/16	3/32	30
0219	1/4-20	9/16	1/4	1-3/8	3/8	.175	1"	1/16	3/32	30
0220	1/4-20	9/16	1/4	1-7/16	3/8	.175	1-1/16	1/16	3/32	30
0221	1/4-20	9/16	1/4	1-1/2	3/8	.175	1-1/8	1/16	3/32	30
0222	1/4-20	9/16	1/4	1-9/16	3/8	.175	1-3/16	1/16	3/32	30
0223	1/4-20	9/16	1/4	1-5/8	3/8	.175	1-1/4	1/16	3/32	30
0224	1/4-20	9/16	1/4	1-11/16	3/8	.175	1-5/16	1/16	3/32	30
0225	1/4-20	9/16	1/4	1-3/4	3/8	.175	1-3/8	1/16	3/32	30

CAPTIVE PANEL SCREW – STYLE 1

See page 11 for ordering code
 See page 9 for finish codes
 For non-standard parts contact Sales Office

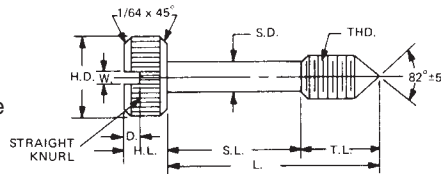


Available with thread locking products, see page vii

PART NO.	THD.	H.D. +.015 -.000	H.L. ±.010	L. ±.015	T.L. ±.015	S.D. ±.005	S.L. ±.010	W. +.005 -.000	D. +.010 -.000	KNURL TPI
0226	1/4-20	9/16	1/4	1-13/16	3/8	.175	1-7/16	1/16	3/32	30
0227	1/4-20	9/16	1/4	1-7/8	3/8	.175	1-1/2	1/16	3/32	30
0228	1/4-20	9/16	1/4	1-15/16	3/8	.175	1-9/16	1/16	3/32	30
0229	1/4-20	9/16	1/4	2"	3/8	.175	1-5/8	1/16	3/32	30
0230	1/4-20	3/4	1/4	5/8	3/8	.175	1/4	1/16	1/8	30
0231	1/4-20	3/4	1/4	11/16	3/8	.175	5/16	1/16	1/8	30
0232	1/4-20	3/4	1/4	3/4	3/8	.175	3/8	1/16	1/8	30
0233	1/4-20	3/4	1/4	13/16	3/8	.175	7/16	1/16	1/8	30
0234	1/4-20	3/4	1/4	7/8	3/8	.175	1/2	1/16	1/8	30
0235	1/4-20	3/4	1/4	15/16	3/8	.175	9/16	1/16	1/8	30
0236	1/4-20	3/4	1/4	1"	3/8	.175	5/8	1/16	1/8	30
0237	1/4-20	3/4	1/4	1-1/16	3/8	.175	11/16	1/16	1/8	30
0238	1/4-20	3/4	1/4	1-1/8	3/8	.175	3/4	1/16	1/8	30
0239	1/4-20	3/4	1/4	1-3/16	3/8	.175	13/16	1/16	1/8	30
0240	1/4-20	3/4	1/4	1-1/4	3/8	.175	7/8	1/16	1/8	30
0241	1/4-20	3/4	1/4	1-5/16	3/8	.175	15/16	1/16	1/8	30
0242	1/4-20	3/4	1/4	1-3/8	3/8	.175	1"	1/16	1/8	30
0243	1/4-20	3/4	1/4	1-7/16	3/8	.175	1-1/16	1/16	1/8	30
0244	1/4-20	3/4	1/4	1-1/2	3/8	.175	1-1/8	1/16	1/8	30
0245	1/4-20	3/4	1/4	1-9/16	3/8	.175	1-3/16	1/16	1/8	30
0246	1/4-20	3/4	1/4	1-5/8	3/8	.175	1-1/4	1/16	1/8	30
0247	1/4-20	3/4	1/4	1-11/16	3/8	.175	1-5/16	1/16	1/8	30
0248	1/4-20	3/4	1/4	1-3/4	3/8	.175	1-3/8	1/16	1/8	30
0249	1/4-20	3/4	1/4	1-13/16	3/8	.175	1-7/16	1/16	1/8	30
0250	1/4-20	3/4	1/4	1-7/8	3/8	.175	1-1/2	1/16	1/8	30
0251	1/4-20	3/4	1/4	1-15/16	3/8	.175	1-9/16	1/16	1/8	30
0252	1/4-20	3/4	1/4	2"	3/8	.175	1-5/8	1/16	1/8	30
0253	1/4-28	9/16	1/4	5/8	3/8	.175	1/4	1/16	3/32	30
0254	1/4-28	9/16	1/4	11/16	3/8	.175	5/16	1/16	3/32	30
0255	1/4-28	9/16	1/4	3/4	3/8	.175	3/8	1/16	3/32	30
0256	1/4-28	9/16	1/4	13/16	3/8	.175	7/16	1/16	3/32	30
0257	1/4-28	9/16	1/4	7/8	3/8	.175	1/2	1/16	3/32	30
0258	1/4-28	9/16	1/4	15/16	3/8	.175	9/16	1/16	3/32	30
0259	1/4-28	9/16	1/4	1"	3/8	.175	5/8	1/16	3/32	30
0260	1/4-28	9/16	1/4	1-1/16	3/8	.175	11/16	1/16	3/32	30
0261	1/4-28	9/16	1/4	1-1/8	3/8	.175	3/4	1/16	3/32	30
0262	1/4-28	9/16	1/4	1-3/16	3/8	.175	13/16	1/16	3/32	30
0263	1/4-28	9/16	1/4	1-1/4	3/8	.175	7/8	1/16	3/32	30
0264	1/4-28	9/16	1/4	1-5/16	3/8	.175	15/16	1/16	3/32	30
0265	1/4-28	9/16	1/4	1-3/8	3/8	.175	1"	1/16	3/32	30
0266	1/4-28	9/16	1/4	1-7/16	3/8	.175	1-1/16	1/16	3/32	30
0267	1/4-28	9/16	1/4	1-1/2	3/8	.175	1-1/8	1/16	3/32	30
0268	1/4-28	9/16	1/4	1-9/16	3/8	.175	1-3/16	1/16	3/32	30
0269	1/4-28	9/16	1/4	1-5/8	3/8	.175	1-1/4	1/16	3/32	30
0270	1/4-28	9/16	1/4	1-11/16	3/8	.175	1-5/16	1/16	3/32	30
0271	1/4-28	9/16	1/4	1-3/4	3/8	.175	1-3/8	1/16	3/32	30

CAPTIVE PANEL SCREW – STYLE 1

See page 11 for ordering code
 See page 9 for finish codes
 For non-standard parts contact Sales Office

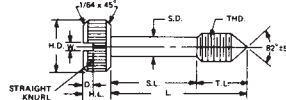


Available with thread locking products, see page vii

PART NO.	THD.	H.D. +.015 -.000	H.L. ±.010	L. ±.015	T.L. ±.015	S.D. ±.005	S.L. ±.010	W. +.005 -.000	D. +.010 -.000	KNURL TPI
0272	1/4-28	9/16	1/4	1-13/16	3/8	.175	1-7/16	1/16	3/32	30
0273	1/4-28	9/16	1/4	1-7/8	3/8	.175	1-1/2	1/16	3/32	30
0274	1/4-28	9/16	1/4	1-15/16	3/8	.175	1-9/16	1/16	3/32	30
0275	1/4-28	9/16	1/4	2"	3/8	.175	1-5/8	1/16	3/32	30
0276	1/4-28	3/4	1/4	5/8	3/8	.175	1/4	1/16	1/8	30
0277	1/4-28	3/4	1/4	11/16	3/8	.175	5/16	1/16	1/8	30
0278	1/4-28	3/4	1/4	3/4	3/8	.175	3/8	1/16	1/8	30
0279	1/4-28	3/4	1/4	13/16	3/8	.175	7/16	1/16	1/8	30
0280	1/4-28	3/4	1/4	7/8	3/8	.175	1/2	1/16	1/8	30
0281	1/4-28	3/4	1/4	15/16	3/8	.175	9/16	1/16	1/8	30
0282	1/4-28	3/4	1/4	1"	3/8	.175	5/8	1/16	1/8	30
0283	1/4-28	3/4	1/4	1-1/16	3/8	.175	11/16	1/16	1/8	30
0284	1/4-28	3/4	1/4	1-1/8	3/8	.175	3/4	1/16	1/8	30
0285	1/4-28	3/4	1/4	1-3/16	3/8	.175	13/16	1/16	1/8	30
0286	1/4-28	3/4	1/4	1-1/4	3/8	.175	7/8	1/16	1/8	30
0287	1/4-28	3/4	1/4	1-5/16	3/8	.175	15/16	1/16	1/8	30
0288	1/4-28	3/4	1/4	1-3/8	3/8	.175	1"	1/16	1/8	30
0289	1/4-28	3/4	1/4	1-7/16	3/8	.175	1-1/16	1/16	1/8	30
0290	1/4-28	3/4	1/4	1-1/2	3/8	.175	1-1/8	1/16	1/8	30
0291	1/4-28	3/4	1/4	1-9/16	3/8	.175	1-3/16	1/16	1/8	30
0292	1/4-28	3/4	1/4	1-5/8	3/8	.175	1-1/4	1/16	1/8	30
0293	1/4-28	3/4	1/4	1-11/16	3/8	.175	1-5/16	1/16	1/8	30
0294	1/4-28	3/4	1/4	1-3/4	3/8	.175	1-3/8	1/16	1/8	30
0295	1/4-28	3/4	1/4	1-13/16	3/8	.175	1-7/16	1/16	1/8	30
0296	1/4-28	3/4	1/4	1-7/8	3/8	.175	1-1/2	1/16	1/8	30
0297	1/4-28	3/4	1/4	1-15/16	3/8	.175	1-9/16	1/16	1/8	30
0298	1/4-28	3/4	1/4	2"	3/8	.175	1-5/8	1/16	1/8	30
0299	5/16-18	9/16	1/4	1"	3/8	.235	5/8	1/16	3/32	30
0300	5/16-18	9/16	1/4	1-1/16	3/8	.235	11/16	1/16	3/32	30
0301	5/16-18	9/16	1/4	1-1/8	3/8	.235	3/4	1/16	3/32	30
0302	5/16-18	9/16	1/4	1-3/16	3/8	.235	13/16	1/16	3/32	30
0303	5/16-18	9/16	1/4	1-1/4	3/8	.235	7/8	1/16	3/32	30
0304	5/16-18	9/16	1/4	1-5/16	3/8	.235	15/16	1/16	3/32	30
0305	5/16-18	9/16	1/4	1-3/8	3/8	.235	1"	1/16	3/32	30
0306	5/16-18	9/16	1/4	1-7/16	3/8	.235	1-1/16	1/16	3/32	30
0307	5/16-18	9/16	1/4	1-1/2	3/8	.235	1-1/8	1/16	3/32	30
0308	5/16-18	9/16	1/4	1-9/16	3/8	.235	1-3/16	1/16	3/32	30
0309	5/16-18	9/16	1/4	1-5/8	3/8	.235	1-1/4	1/16	3/32	30
0310	5/16-18	9/16	1/4	1-11/16	3/8	.235	1-5/16	1/16	3/32	30
0311	5/16-18	9/16	1/4	1-3/4	3/8	.235	1-3/8	1/16	3/32	30
0312	5/16-18	9/16	1/4	1-13/16	3/8	.235	1-7/16	1/16	3/32	30
0313	5/16-18	9/16	1/4	1-7/8	3/8	.235	1-1/2	1/16	3/32	30
0314	5/16-18	9/16	1/4	1-15/16	3/8	.235	1-9/16	1/16	3/32	30
0315	5/16-18	9/16	1/4	2"	3/8	.235	1-5/8	1/16	3/32	30
0316	5/16-18	3/4	1/4	1"	3/8	.235	5/8	1/16	1/8	30
0317	5/16-18	3/4	1/4	1-1/16	3/8	.235	11/16	1/16	1/8	30

CAPTIVE PANEL SCREW – STYLE 1

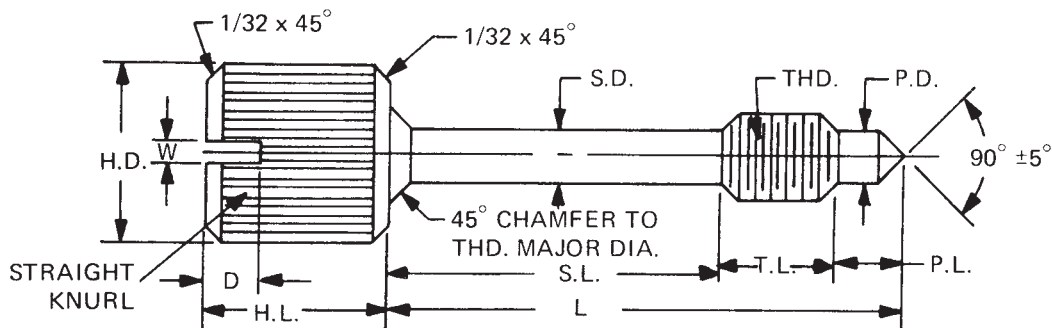
See page 11 for ordering code
 See page 9 for finish codes
 For non-standard parts contact Sales Office



Available with thread locking products, see page vii

PART NO.	THD.	H.D. +.015 -.000	H.L. ±.010	L. ±.015	T.L. ±.015	S.D. ±.005	S.L. ±.010	W. +.005 -.000	D. +.010 -.000	KNURL TPI
0318	5/16-18	3/4	1/4	1-1/8	3/8	.235	3/4	1/16	1/8	30
0319	5/16-18	3/4	1/4	1-3/16	3/8	.235	13/16	1/16	1/8	30
0320	5/16-18	3/4	1/4	1-1/4	3/8	.235	7/8	1/16	1/8	30
0321	5/16-18	3/4	1/4	1-5/16	3/8	.235	15/16	1/16	1/8	30
0322	5/16-18	3/4	1/4	1-3/8	3/8	.235	1"	1/16	1/8	30
0323	5/16-18	3/4	1/4	1-7/16	3/8	.235	1-1/16	1/16	1/8	30
0324	5/16-18	3/4	1/4	1-1/2	3/8	.235	1-1/8	1/16	1/8	30
0325	5/16-18	3/4	1/4	1-9/16	3/8	.235	1-3/16	1/16	1/8	30
0326	5/16-18	3/4	1/4	1-5/8	3/8	.235	1-1/4	1/16	1/8	30
0327	5/16-18	3/4	1/4	1-11/16	3/8	.235	1-5/16	1/16	1/8	30
0328	5/16-18	3/4	1/4	1-3/4	3/8	.235	1-3/8	1/16	1/8	30
0329	5/16-18	3/4	1/4	1-13/16	3/8	.235	1-7/16	1/16	1/8	30
0330	5/16-18	3/4	1/4	1-7/8	3/8	.235	1-1/2	1/16	1/8	30
0331	5/16-18	3/4	1/4	1-15/16	3/8	.235	1-9/16	1/16	1/8	30
0332	5/16-18	3/4	1/4	2"	3/8	.235	1-5/8	1/16	1/8	30
0333	5/16-24	9/16	1/4	1"	3/8	.235	5/8	1/16	3/32	30
0334	5/16-24	9/16	1/4	1-1/16	3/8	.235	11/16	1/16	3/32	30
0335	5/16-24	9/16	1/4	1-1/8	3/8	.235	3/4	1/16	3/32	30
0336	5/16-24	9/16	1/4	1-3/16	3/8	.235	13/16	1/16	3/32	30
0337	5/16-24	9/16	1/4	1-1/4	3/8	.235	7/8	1/16	3/32	30
0338	5/16-24	9/16	1/4	1-5/16	3/8	.235	15/16	1/16	3/32	30
0339	5/16-24	9/16	1/4	1-3/8	3/8	.235	1"	1/16	3/32	30
0340	5/16-24	9/16	1/4	1-7/16	3/8	.235	1-1/16	1/16	3/32	30
0341	5/16-24	9/16	1/4	1-1/2	3/8	.235	1-1/8	1/16	3/32	30
0342	5/16-24	9/16	1/4	1-9/16	3/8	.235	1-3/16	1/16	3/32	30
0343	5/16-24	9/16	1/4	1-5/8	3/8	.235	1-1/4	1/16	3/32	30
0344	5/16-24	9/16	1/4	1-11/16	3/8	.235	1-5/16	1/16	3/32	30
0345	5/16-24	9/16	1/4	1-3/4	3/8	.235	1-3/8	1/16	3/32	30
0346	5/16-24	9/16	1/4	1-13/16	3/8	.235	1-7/16	1/16	3/32	30
0347	5/16-24	9/16	1/4	1-7/8	3/8	.235	1-1/2	1/16	3/32	30
0348	5/16-24	9/16	1/4	1-15/16	3/8	.235	1-9/16	1/16	3/32	30
0349	5/16-24	9/16	1/4	2"	3/8	.235	1-5/8	1/16	3/32	30
0350	5/16-24	3/4	1/4	1"	3/8	.235	5/8	1/16	1/8	30
0351	5/16-24	3/4	1/4	1-1/16	3/8	.235	11/16	1/16	1/8	30
0352	5/16-24	3/4	1/4	1-1/8	3/8	.235	3/4	1/16	1/8	30
0353	5/16-24	3/4	1/4	1-3/16	3/8	.235	13/16	1/16	1/8	30
0354	5/16-24	3/4	1/4	1-1/4	3/8	.235	7/8	1/16	1/8	30
0355	5/16-24	3/4	1/4	1-5/16	3/8	.235	15/16	1/16	1/8	30
0356	5/16-24	3/4	1/4	1-3/8	3/8	.235	1"	1/16	1/8	30
0357	5/16-24	3/4	1/4	1-7/16	3/8	.235	1-1/16	1/16	1/8	30
0358	5/16-24	3/4	1/4	1-1/2	3/8	.235	1-1/8	1/16	1/8	30
0359	5/16-24	3/4	1/4	1-9/16	3/8	.235	1-3/16	1/16	1/8	30
0360	5/16-24	3/4	1/4	1-5/8	3/8	.235	1-1/4	1/16	1/8	30
0361	5/16-24	3/4	1/4	1-11/16	3/8	.235	1-5/16	1/16	1/8	30
0362	5/16-24	3/4	1/4	1-3/4	3/8	.235	1-3/8	1/16	1/8	30
0363	5/16-24	3/4	1/4	1-13/16	3/8	.235	1-7/16	1/16	1/8	30
0364	5/16-24	3/4	1/4	1-7/8	3/8	.235	1-1/2	1/16	1/8	30
0365	5/16-24	3/4	1/4	1-15/16	3/8	.235	1-9/16	1/16	1/8	30
0366	5/16-24	3/4	1/4	2"	3/8	.235	1-5/8	1/16	1/8	30

CAPTIVE PANEL SCREW – STYLE 2



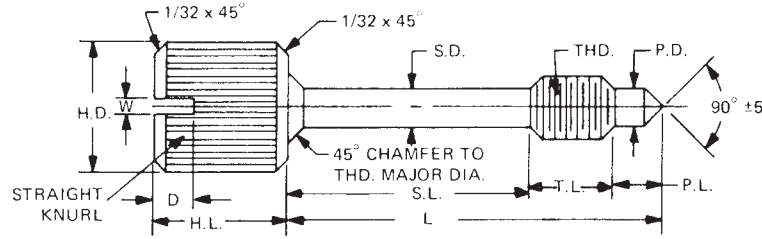
Available with thread locking products, see page vii

See page 11 for ordering code
See page 9 for finish codes
For non-standard parts contact Sales Office

PART NO.	THD.	H.D. +.015 -.000	H.L. ±.010	L. ±.015	T.L. +.000 -.015	S.D. ±.005	S.L. ±.010	P.D. +.000 -.010	P.L. ±.015	W. +.005 -.000	D. +.010 -.000	KNURL TPI
0367	4-40	1/4	1/4	3/8	1/8	.078	11/64	.078	5/64	3/64	5/64	35
0368	4-40	1/4	1/4	7/16	1/8	.078	15/64	.078	5/64	3/64	5/64	35
0369	4-40	1/4	1/4	1/2	1/8	.078	19/64	.078	5/64	3/64	5/64	35
0370	4-40	1/4	1/4	9/16	1/8	.078	23/64	.078	5/64	3/64	5/64	35
0371	4-40	1/4	1/4	5/8	1/8	.078	27/64	.078	5/64	3/64	5/64	35
0372	4-40	1/4	1/4	11/16	1/8	.078	31/64	.078	5/64	3/64	5/64	35
0373	4-40	1/4	1/4	3/4	1/8	.078	35/64	.078	5/64	3/64	5/64	35
0374	4-40	1/4	1/4	13/16	1/8	.078	39/64	.078	5/64	3/64	5/64	35
0375	4-40	1/4	1/4	7/8	1/8	.078	43/64	.078	5/64	3/64	5/64	35
0376	4-40	1/4	1/4	15/16	1/8	.078	47/64	.078	5/64	3/64	5/64	35
0377	4-40	1/4	1/4	1"	1/8	.078	51/64	.078	5/64	3/64	5/64	35
0378	4-40	5/16	5/16	3/8	1/8	.078	11/64	.078	5/64	3/64	5/64	35
0379	4-40	5/16	5/16	7/16	1/8	.078	15/64	.078	5/64	3/64	5/64	35
0380	4-40	5/16	5/16	1/2	1/8	.078	19/64	.078	5/64	3/64	5/64	35
0381	4-40	5/16	5/16	9/16	1/8	.078	23/64	.078	5/64	3/64	5/64	35
0382	4-40	5/16	5/16	5/8	1/8	.078	27/64	.078	5/64	3/64	5/64	35
0383	4-40	5/16	5/16	11/16	1/8	.078	31/64	.078	5/64	3/64	5/64	35
0384	4-40	5/16	5/16	3/4	1/8	.078	35/64	.078	5/64	3/64	5/64	35
0385	4-40	5/16	5/16	13/16	1/8	.078	39/64	.078	5/64	3/64	5/64	35
0386	4-40	5/16	5/16	7/8	1/8	.078	43/64	.078	5/64	3/64	5/64	35
0387	4-40	5/16	5/16	15/16	1/8	.078	47/64	.078	5/64	3/64	5/64	35
0388	4-40	5/16	5/16	1"	1/8	.078	51/64	.078	5/64	3/64	5/64	35
0389	6-32	5/16	5/16	7/16	7/32	.095	1/8	.095	3/32	3/64	5/64	35
0390	6-32	5/16	5/16	1/2	7/32	.095	3/16	.095	3/32	3/64	5/64	35
0391	6-32	5/16	5/16	9/16	7/32	.095	1/4	.095	3/32	3/64	5/64	35
0392	6-32	5/16	5/16	5/8	7/32	.095	5/16	.095	3/32	3/64	5/64	35
0393	6-32	5/16	5/16	11/16	7/32	.095	3/8	.095	3/32	3/64	5/64	35
0394	6-32	5/16	5/16	3/4	7/32	.095	7/16	.095	3/32	3/64	5/64	35
0395	6-32	5/16	5/16	13/16	7/32	.095	1/2	.095	3/32	3/64	5/64	35
0396	6-32	5/16	5/16	7/8	7/32	.095	9/16	.095	3/32	3/64	5/64	35
0397	6-32	5/16	5/16	15/16	7/32	.095	5/8	.095	3/32	3/64	5/64	35
0398	6-32	5/16	5/16	1"	7/32	.095	11/16	.095	3/32	3/64	5/64	35
0399	6-32	5/16	5/16	1-1/16	7/32	.095	3/4	.095	3/32	3/64	5/64	35
0400	6-32	5/16	5/16	1-1/8	7/32	.095	13/16	.095	3/32	3/64	5/64	35

CAPTIVE PANEL SCREW – STYLE 2

See page 11 for ordering code
 See page 9 for finish codes
 For non-standard parts
 contact Sales Office

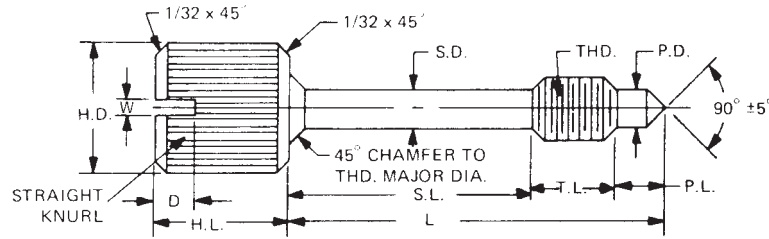


Available with thread locking products, see page vii

PART NO.	THD.	H.D. +.015 -.000	H.L. ±.010	L. ±.015	T.L. +.000 -.015	S.D. ±.005	S.L. ±.010	P.D. +.000 -.010	P.L. ±.015	W. +.005 -.000	D. +.010 -.000	KNURL TPI
0401	6-32	5/16	5/16	1-3/16	7/32	.095	7/8	.095	3/32	3/64	5/64	35
0402	6-32	5/16	5/16	1-1/4	7/32	.095	15/16	.095	3/32	3/64	5/64	35
0403	8-32	5/16	5/16	7/16	7/32	.120	1/8	.120	3/32	3/64	5/64	35
0404	8-32	5/16	5/16	1/2	7/32	.120	3/16	.120	3/32	3/64	5/64	35
0405	8-32	5/16	5/16	9/16	7/32	.120	1/4	.120	3/32	3/64	5/64	35
0406	8-32	5/16	5/16	5/8	7/32	.120	5/16	.120	3/32	3/64	5/64	35
0407	8-32	5/16	5/16	11/16	7/32	.120	3/8	.120	3/32	3/64	5/64	35
0408	8-32	5/16	5/16	3/4	7/32	.120	7/16	.120	3/32	3/64	5/64	35
0409	8-32	5/16	5/16	13/16	7/32	.120	1/2	.120	3/32	3/64	5/64	35
0410	8-32	5/16	5/16	7/8	7/32	.120	9/16	.120	3/32	3/64	5/64	35
0411	8-32	5/16	5/16	15/16	7/32	.120	5/8	.120	3/32	3/64	5/64	35
0412	8-32	5/16	5/16	1"	7/32	.120	11/16	.120	3/32	3/64	5/64	35
0413	8-32	5/16	5/16	1-1/16	7/32	.120	3/4	.120	3/32	3/64	5/64	35
0414	8-32	5/16	5/16	1-1/8	7/32	.120	13/16	.120	3/32	3/64	5/64	35
0415	8-32	5/16	5/16	1-3/16	7/32	.120	7/8	.120	3/32	3/64	5/64	35
0416	8-32	5/16	5/16	1-1/4	7/32	.120	15/16	.120	3/32	3/64	5/64	35
0417	10-24	3/8	7/16	1/2	1/4	.130	3/32	.130	5/32	1/16	3/32	35
0418	10-24	3/8	7/16	9/16	1/4	.130	5/32	.130	5/32	1/16	3/32	35
0419	10-24	3/8	7/16	5/8	1/4	.130	7/32	.130	5/32	1/16	3/32	35
0420	10-24	3/8	7/16	11/16	1/4	.130	9/32	.130	5/32	1/16	3/32	35
0421	10-24	3/8	7/16	3/4	1/4	.130	11/32	.130	5/32	1/16	3/32	35
0422	10-24	3/8	7/16	13/16	1/4	.130	13/32	.130	5/32	1/16	3/32	35
0423	10-24	3/8	7/16	7/8	1/4	.130	15/32	.130	5/32	1/16	3/32	35
0424	10-24	3/8	7/16	15/16	1/4	.130	17/32	.130	5/32	1/16	3/32	35
0425	10-24	3/8	7/16	1"	1/4	.130	19/32	.130	5/32	1/16	3/32	35
0426	10-24	3/8	7/16	1-1/16	1/4	.130	21/32	.130	5/32	1/16	3/32	35
0427	10-24	3/8	7/16	1-1/8	1/4	.130	23/32	.130	5/32	1/16	3/32	35
0428	10-24	3/8	7/16	1-3/16	1/4	.130	25/32	.130	5/32	1/16	3/32	35
0429	10-24	3/8	7/16	1-1/4	1/4	.130	27/32	.130	5/32	1/16	3/32	35
0430	10-24	3/8	7/16	1-5/16	1/4	.130	29/32	.130	5/32	1/16	3/32	35
0431	10-24	3/8	7/16	1-3/8	1/4	.130	31/32	.130	5/32	1/16	3/32	35
0432	10-24	3/8	7/16	1-7/16	1/4	.130	1-1/32	.130	5/32	1/16	3/32	35
0433	10-24	3/8	7/16	1-1/2	1/4	.130	1-3/32	.130	5/32	1/16	3/32	35
0434	10-24	3/8	7/16	1-9/16	1/4	.130	1-5/32	.130	5/32	1/16	3/32	35
0435	10-24	3/8	7/16	1-5/8	1/4	.130	1-7/32	.130	5/32	1/16	3/32	35
0436	10-24	3/8	7/16	1-11/16	1/4	.130	1-9/32	.130	5/32	1/16	3/32	35
0437	10-24	3/8	7/16	1-3/4	1/4	.130	1-11/32	.130	5/32	1/16	3/32	35
0438	10-24	3/8	7/16	1-13/16	1/4	.130	1-13/32	.130	5/32	1/16	3/32	35
0439	10-24	3/8	7/16	1-7/8	1/4	.130	1-15/32	.130	5/32	1/16	3/32	35
0440	10-24	3/8	7/16	1-15/16	1/4	.130	1-17/32	.130	5/32	1/16	3/32	35
0441	10-24	3/8	7/16	2"	1/4	.130	1-19/32	.130	5/32	1/16	3/32	35

CAPTIVE PANEL SCREW – STYLE 2

See page 11 for ordering code
 See page 9 for finish codes
 For non-standard parts
 contact Sales Office

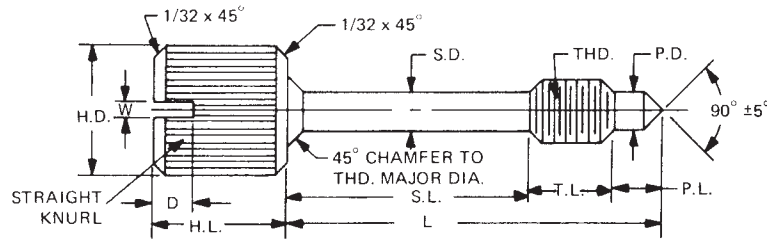


Available with thread locking products, see page vii

PART NO.	THD.	H.D. +.015 -.000	H.L. ±.010	L. ±.015	T.L. +.000 -.015	S.D. ±.005	S.L. ±.010	P.D. +.000 -.010	P.L. ±.015	W. +.005 -.000	D. +.010 -.000	KNURL TPI
0442	10-32	3/8	7/16	1/2	1/4	.130	3/32	.130	5/32	1/16	3/32	35
0443	10-32	3/8	7/16	9/16	1/4	.130	5/32	.130	5/32	1/16	3/32	35
0444	10-32	3/8	7/16	5/8	1/4	.130	7/32	.130	5/32	1/16	3/32	35
0445	10-32	3/8	7/16	11/16	1/4	.130	9/32	.130	5/32	1/16	3/32	35
0446	10-32	3/8	7/16	3/4	1/4	.130	11/32	.130	5/32	1/16	3/32	35
0447	10-32	3/8	7/16	13/16	1/4	.130	13/32	.130	5/32	1/16	3/32	35
0448	10-32	3/8	7/16	7/8	1/4	.130	15/32	.130	5/32	1/16	3/32	35
0449	10-32	3/8	7/16	15/16	1/4	.130	17/32	.130	5/32	1/16	3/32	35
0450	10-32	3/8	7/16	1"	1/4	.130	19/32	.130	5/32	1/16	3/32	35
0451	10-32	3/8	7/16	1-1/16	1/4	.130	21/32	.130	5/32	1/16	3/32	35
0452	10-32	3/8	7/16	1-1/8	1/4	.130	23/32	.130	5/32	1/16	3/32	35
0453	10-32	3/8	7/16	1-3/16	1/4	.130	25/32	.130	5/32	1/16	3/32	35
0454	10-32	3/8	7/16	1-1/4	1/4	.130	27/32	.130	5/32	1/16	3/32	35
0455	10-32	3/8	7/16	1-5/16	1/4	.130	29/32	.130	5/32	1/16	3/32	35
0456	10-32	3/8	7/16	1-3/8	1/4	.130	31/32	.130	5/32	1/16	3/32	35
0457	10-32	3/8	7/16	1-7/16	1/4	.130	1-1/32	.130	5/32	1/16	3/32	35
0458	10-32	3/8	7/16	1-1/2	1/4	.130	1-3/32	.130	5/32	1/16	3/32	35
0459	10-32	3/8	7/16	1-9/16	1/4	.130	1-5/32	.130	5/32	1/16	3/32	35
0460	10-32	3/8	7/16	1-5/8	1/4	.130	1-7/32	.130	5/32	1/16	3/32	35
0461	10-32	3/8	7/16	1-11/16	1/4	.130	1-9/32	.130	5/32	1/16	3/32	35
0462	10-32	3/8	7/16	1-3/4	1/4	.130	1-11/32	.130	5/32	1/16	3/32	35
0463	10-32	3/8	7/16	1-13/16	1/4	.130	1-13/32	.130	5/32	1/16	3/32	35
0464	10-32	3/8	7/16	1-7/8	1/4	.130	1-15/32	.130	5/32	1/16	3/32	35
0465	10-32	3/8	7/16	1-15/16	1/4	.130	1-17/32	.130	5/32	1/16	3/32	35
0466	10-32	3/8	7/16	2"	1/4	.130	1-19/32	.130	5/32	1/16	3/32	35
0467	1/4-20	1/2	9/16	5/8	5/16	.175	1/8	.175	3/16	5/64	3/32	30
0468	1/4-20	1/2	9/16	11/16	5/16	.175	3/16	.175	3/16	5/64	3/32	30
0469	1/4-20	1/2	9/16	3/4	5/16	.175	1/4	.175	3/16	5/64	3/32	30
0470	1/4-20	1/2	9/16	13/16	5/16	.175	5/16	.175	3/16	5/64	3/32	30
0471	1/4-20	1/2	9/16	7/8	5/16	.175	3/8	.175	3/16	5/64	3/32	30
0472	1/4-20	1/2	9/16	15/16	5/16	.175	7/16	.175	3/16	5/64	3/32	30
0473	1/4-20	1/2	9/16	1"	5/16	.175	1/2	.175	3/16	5/64	3/32	30
0474	1/4-20	1/2	9/16	1-1/16	5/16	.175	9/16	.175	3/16	5/64	3/32	30
0475	1/4-20	1/2	9/16	1-1/8	5/16	.175	5/8	.175	3/16	5/64	3/32	30
0476	1/4-20	1/2	9/16	1-3/16	5/16	.175	11/16	.175	3/16	5/64	3/32	30
0477	1/4-20	1/2	9/16	1-1/4	5/16	.175	3/4	.175	3/16	5/64	3/32	30
0478	1/4-20	1/2	9/16	1-5/16	5/16	.175	13/16	.175	3/16	5/64	3/32	30
0479	1/4-20	1/2	9/16	1-3/8	5/16	.175	7/8	.175	3/16	5/64	3/32	30
0480	1/4-20	1/2	9/16	1-7/16	5/16	.175	15/16	.175	3/16	5/64	3/32	30
0481	1/4-20	1/2	9/16	1-1/2	5/16	.175	1"	.175	3/16	5/64	3/32	30
0482	1/4-20	1/2	9/16	1-9/16	5/16	.175	1-1/16	.175	3/16	5/64	3/32	30

CAPTIVE PANEL SCREW – STYLE 2

See page 11 for ordering code
See page 9 for finish codes
For non-standard parts
contact Sales Office

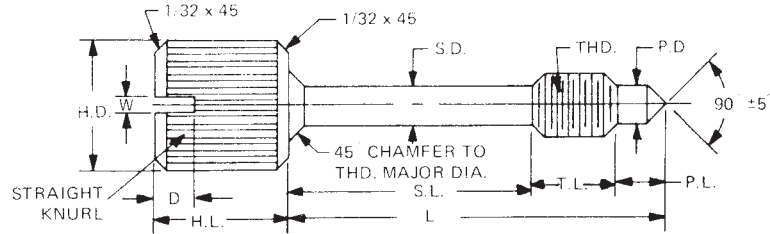


Available with thread locking products, see page vii

PART NO.	THD.	H.D. +.015 -.000	H.L. ±.010	L. ±.015	T.L. +.000 -.015	S.D. ±.005	S.L. ±.010	P.D. +.000 -.010	P.L. ±.015	W. +.005 -.000	D. +.010 -.000	KNURL TPI
0483	1/4-20	1/2	9/16	1-5/8	5/16	.175	1-1/8	.175	3/16	5/64	3/32	30
0484	1/4-20	1/2	9/16	1-11/16	5/16	.175	1-3/16	.175	3/16	5/64	3/32	30
0485	1/4-20	1/2	9/16	1-3/4	5/16	.175	1-1/4	.175	3/16	5/64	3/32	30
0486	1/4-20	1/2	9/16	1-13/16	5/16	.175	1-5/16	.175	3/16	5/64	3/32	30
0487	1/4-20	1/2	9/16	1-7/8	5/16	.175	1-3/8	.175	3/16	5/64	3/32	30
0488	1/4-20	1/2	9/16	1-15/16	5/16	.175	1-7/16	.175	3/16	5/64	3/32	30
0489	1/4-20	1/2	9/16	2"	5/16	.175	1-1/2	.175	3/16	5/64	3/32	30
0490	1/4-28	1/2	9/16	5/8	5/16	.175	1/8	.175	3/16	5/64	3/32	30
0491	1/4-28	1/2	9/16	11/16	5/16	.175	3/16	.175	3/16	5/64	3/32	30
0492	1/4-28	1/2	9/16	3/4	5/16	.175	1/4	.175	3/16	5/64	3/32	30
0493	1/4-28	1/2	9/16	13/16	5/16	.175	5/16	.175	3/16	5/64	3/32	30
0494	1/4-28	1/2	9/16	7/8	5/16	.175	3/8	.175	3/16	5/64	3/32	30
0495	1/4-28	1/2	9/16	15/16	5/16	.175	7/16	.175	3/16	5/64	3/32	30
0496	1/4-28	1/2	9/16	1"	5/16	.175	1/2	.175	3/16	5/64	3/32	30
0497	1/4-28	1/2	9/16	1-1/16	5/16	.175	9/16	.175	3/16	5/64	3/32	30
0498	1/4-28	1/2	9/16	1-1/8	5/16	.175	5/8	.175	3/16	5/64	3/32	30
0499	1/4-28	1/2	9/16	1-3/16	5/16	.175	11/16	.175	3/16	5/64	3/32	30
0500	1/4-28	1/2	9/16	1-1/4	5/16	.175	3/4	.175	3/16	5/64	3/32	30
0501	1/4-28	1/2	9/16	1-5/16	5/16	.175	13/16	.175	3/16	5/64	3/32	30
0502	1/4-28	1/2	9/16	1-3/8	5/16	.175	7/8	.175	3/16	5/64	3/32	30
0503	1/4-28	1/2	9/16	1-7/16	5/16	.175	15/16	.175	3/16	5/64	3/32	30
0504	1/4-28	1/2	9/16	1-1/2	5/16	.175	1"	.175	3/16	5/64	3/32	30
0505	1/4-28	1/2	9/16	1-9/16	5/16	.175	1-1/16	.175	3/16	5/64	3/32	30
0506	1/4-28	1/2	9/16	1-5/8	5/16	.175	1-1/8	.175	3/16	5/64	3/32	30
0507	1/4-28	1/2	9/16	1-11/16	5/16	.175	1-3/16	.175	3/16	5/64	3/32	30
0508	1/4-28	1/2	9/16	1-3/4	5/16	.175	1-1/4	.175	3/16	5/64	3/32	30
0509	1/4-28	1/2	9/16	1-13/16	5/16	.175	1-5/16	.175	3/16	5/64	3/32	30
0510	1/4-28	1/2	9/16	1-7/8	5/16	.175	1-3/8	.175	3/16	5/64	3/32	30
0511	1/4-28	1/2	9/16	1-15/16	5/16	.175	1-7/16	.175	3/16	5/64	3/32	30
0512	1/4-28	1/2	9/16	2"	5/16	.175	1-1/2	.175	3/16	5/64	3/32	30
0513	5/16-18	5/8	11/16	7/8	3/8	.230	1/4	.230	1/4	3/32	1/8	30
0514	5/16-18	5/8	11/16	15/16	3/8	.230	5/16	.230	1/4	3/32	1/8	30
0515	5/16-18	5/8	11/16	1"	3/8	.230	3/8	.230	1/4	3/32	1/8	30
0516	5/16-18	5/8	11/16	1-1/16	3/8	.230	7/16	.230	1/4	3/32	1/8	30
0517	5/16-18	5/8	11/16	1-1/8	3/8	.230	1/2	.230	1/4	3/32	1/8	30
0518	5/16-18	5/8	11/16	1-3/16	3/8	.230	9/16	.230	1/4	3/32	1/8	30
0519	5/16-18	5/8	11/16	1-1/4	3/8	.230	5/8	.230	1/4	3/32	1/8	30
0520	5/16-18	5/8	11/16	1-5/16	3/8	.230	11/16	.230	1/4	3/32	1/8	30
0521	5/16-18	5/8	11/16	1-3/8	3/8	.230	3/4	.230	1/4	3/32	1/8	30
0522	5/16-18	5/8	11/16	1-7/16	3/8	.230	13/16	.230	1/4	3/32	1/8	30
0523	5/16-18	5/8	11/16	1-1/2	3/8	.230	7/8	.230	1/4	3/32	1/8	30

CAPTIVE PANEL SCREW – STYLE 2

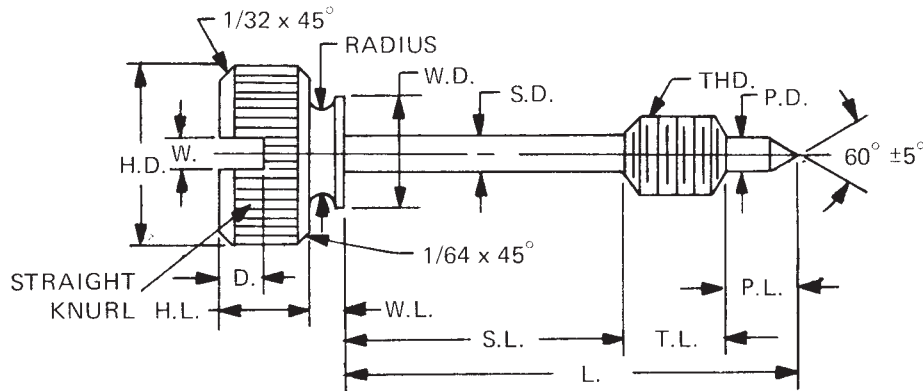
See page 11 for ordering code
 See page 9 for finish codes
 For non-standard parts
 contact Sales Office



Available with thread locking products, see page vii

PART NO.	THD.	H.D. +.015 -.000	H.L. ±.010	L. ±.015	T.L. +.000 -.015	S.D. ±.005	S.L. ±.010	P.D. +.000 -.010	P.L. ±.015	W. +.005 -.000	D. +.010 -.000	KNURL TPI
0524	5/16-18	5/8	11/16	1-9/16	3/8	.230	15/16	.230	1/4	3/32	1/8	30
0525	5/16-18	5/8	11/16	1-5/8	3/8	.230	1"	.230	1/4	3/32	1/8	30
0526	5/16-18	5/8	11/16	1-11/16	3/8	.230	1-1/16	.230	1/4	3/32	1/8	30
0527	5/16-18	5/8	11/16	1-3/4	3/8	.230	1-1/8	.230	1/4	3/32	1/8	30
0528	5/16-18	5/8	11/16	1-13/16	3/8	.230	1-3/16	.230	1/4	3/32	1/8	30
0529	5/16-18	5/8	11/16	1-7/8	3/8	.230	1-1/4	.230	1/4	3/32	1/8	30
0530	5/16-18	5/8	11/16	1-15/16	3/8	.230	1-5/16	.230	1/4	3/32	1/8	30
0531	5/16-18	5/8	11/16	2"	3/8	.230	1-3/8	.230	1/4	3/32	1/8	30
0532	5/16-24	5/8	11/16	7/8	3/8	.230	1/4	.230	1/4	3/32	1/8	30
0533	5/16-24	5/8	11/16	15/16	3/8	.230	5/16	.230	1/4	3/32	1/8	30
0534	5/16-24	5/8	11/16	1"	3/8	.230	3/8	.230	1/4	3/32	1/8	30
0535	5/16-24	5/8	11/16	1-1/16	3/8	.230	7/16	.230	1/4	3/32	1/8	30
0536	5/16-24	5/8	11/16	1-1/8	3/8	.230	1/2	.230	1/4	3/32	1/8	30
0537	5/16-24	5/8	11/16	1-3/16	3/8	.230	9/16	.230	1/4	3/32	1/8	30
0538	5/16-24	5/8	11/16	1-1/4	3/8	.230	5/8	.230	1/4	3/32	1/8	30
0539	5/16-24	5/8	11/16	1-5/16	3/8	.230	11/16	.230	1/4	3/32	1/8	30
0540	5/16-24	5/8	11/16	1-3/8	3/8	.230	3/4	.230	1/4	3/32	1/8	30
0541	5/16-24	5/8	11/16	1-7/16	3/8	.230	13/16	.230	1/4	3/32	1/8	30
0542	5/16-24	5/8	11/16	1-1/2	3/8	.230	7/8	.230	1/4	3/32	1/8	30
0543	5/16-24	5/8	11/16	1-9/16	3/8	.230	15/16	.230	1/4	3/32	1/8	30
0544	5/16-24	5/8	11/16	1-5/8	3/8	.230	1"	.230	1/4	3/32	1/8	30
0545	5/16-24	5/8	11/16	1-11/16	3/8	.230	1-1/16	.230	1/4	3/32	1/8	30
0546	5/16-24	5/8	11/16	1-3/4	3/8	.230	1-1/8	.230	1/4	3/32	1/8	30
0547	5/16-24	5/8	11/16	1-13/16	3/8	.230	1-3/16	.230	1/4	3/32	1/8	30
0548	5/16-24	5/8	11/16	1-7/8	3/8	.230	1-1/4	.230	1/4	3/32	1/8	30
0549	5/16-24	5/8	11/16	1-15/16	3/8	.230	1-5/16	.230	1/4	3/32	1/8	30
0550	5/16-24	5/8	11/16	2"	3/8	.230	1-3/8	.230	1/4	3/32	1/8	30
0551	3/8-16	5/8	11/16	1"	3/8	.280	3/8	.280	1/4	3/32	1/8	30
0552	3/8-16	5/8	11/16	1-1/16	3/8	.280	7/16	.280	1/4	3/32	1/8	30
0553	3/8-16	5/8	11/16	1-1/8	3/8	.280	1/2	.280	1/4	3/32	1/8	30
0554	3/8-16	5/8	11/16	1-3/16	3/8	.280	9/16	.280	1/4	3/32	1/8	30
0555	3/8-16	5/8	11/16	1-1/4	3/8	.280	5/8	.280	1/4	3/32	1/8	30
0556	3/8-16	5/8	11/16	1-5/16	3/8	.280	11/16	.280	1/4	3/32	1/8	30
0557	3/8-16	5/8	11/16	1-3/8	3/8	.280	3/4	.280	1/4	3/32	1/8	30
0558	3/8-16	5/8	11/16	1-7/16	3/8	.280	13/16	.280	1/4	3/32	1/8	30
0559	3/8-16	5/8	11/16	1-1/2	3/8	.280	7/8	.280	1/4	3/32	1/8	30
0560	3/8-16	5/8	11/16	1-9/16	3/8	.280	15/16	.280	1/4	3/32	1/8	30
0561	3/8-16	5/8	11/16	1-5/8	3/8	.280	1"	.280	1/4	3/32	1/8	30
0562	3/8-16	5/8	11/16	1-11/16	3/8	.280	1-1/16	.280	1/4	3/32	1/8	30
0563	3/8-16	5/8	11/16	1-3/4	3/8	.280	1-1/8	.280	1/4	3/32	1/8	30
0564	3/8-16	5/8	11/16	1-13/16	3/8	.280	1-3/16	.280	1/4	3/32	1/8	30
0565	3/8-16	5/8	11/16	1-7/8	3/8	.280	1-1/4	.280	1/4	3/32	1/8	30
0566	3/8-16	5/8	11/16	1-15/16	3/8	.280	1-5/16	.280	1/4	3/32	1/8	30
0567	3/8-16	5/8	11/16	2"	3/8	.280	1-3/8	.280	1/4	3/32	1/8	30

CAPTIVE PANEL SCREW – STYLE 3



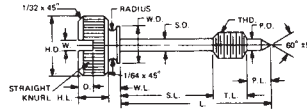
Available with thread locking products, see page vii

See page 11 for ordering code
See page 9 for finish codes
For non-standard parts contact Sales Office

PART NO.	THD.	H.D. +.015 -.000	H.L. ±.010	L. ±.015	T.L. ±.010	S.D. ±.005	S.L. ±.010	P.D. +.000 -.010	P.L. ±.015	W.D. ±.010	W.L. ±.010	W. +.005 -.000	D. +.010 -.000	KNURL TPI
0568	4-40	1/4	1/8	1/2	3/16	.078	3/16	.078	1/8	13/64	1/16	3/64	1/16	35
0569	4-40	1/4	1/8	9/16	3/16	.078	1/4	.078	1/8	13/64	1/16	3/64	1/16	35
0570	4-40	1/4	1/8	5/8	3/16	.078	5/16	.078	1/8	13/64	1/16	3/64	1/16	35
0571	4-40	1/4	1/8	11/16	3/16	.078	3/8	.078	1/8	13/64	1/16	3/64	1/16	35
0572	4-40	1/4	1/8	3/4	3/16	.078	7/16	.078	1/8	13/64	1/16	3/64	1/16	35
0573	4-40	1/4	1/8	13/16	3/16	.078	1/2	.078	1/8	13/64	1/16	3/64	1/16	35
0574	4-40	1/4	1/8	7/8	3/16	.078	9/16	.078	1/8	13/64	1/16	3/64	1/16	35
0575	4-40	1/4	1/8	15/16	3/16	.078	5/8	.078	1/8	13/64	1/16	3/64	1/16	35
0576	4-40	1/4	1/8	1"	3/16	.078	11/16	.078	1/8	13/64	1/16	3/64	1/16	35
0577	4-40	5/16	1/8	1/2	3/16	.078	3/16	.078	1/8	13/64	1/16	3/64	1/16	35
0578	4-40	5/16	1/8	9/16	3/16	.078	1/4	.078	1/8	13/64	1/16	3/64	1/16	35
0579	4-40	5/16	1/8	5/8	3/16	.078	5/16	.078	1/8	13/64	1/16	3/64	1/16	35
0580	4-40	5/16	1/8	11/16	3/16	.078	3/8	.078	1/8	13/64	1/16	3/64	1/16	35
0581	4-40	5/16	1/8	3/4	3/16	.078	7/16	.078	1/8	13/64	1/16	3/64	1/16	35
0582	4-40	5/16	1/8	13/16	3/16	.078	1/2	.078	1/8	13/64	1/16	3/64	1/16	35
0583	4-40	5/16	1/8	7/8	3/16	.078	9/16	.078	1/8	13/64	1/16	3/64	1/16	35
0584	4-40	5/16	1/8	15/16	3/16	.078	5/8	.078	1/8	13/64	1/16	3/64	1/16	35
0585	4-40	5/16	1/8	1"	3/16	.078	11/16	.078	1/8	13/64	1/16	3/64	1/16	35
0586	6-32	5/16	1/8	1/2	3/16	.095	3/16	.095	1/8	13/64	1/16	3/64	1/16	35
0587	6-32	5/16	1/8	9/16	3/16	.095	1/4	.095	1/8	13/64	1/16	3/64	1/16	35
0588	6-32	5/16	1/8	5/8	3/16	.095	5/16	.095	1/8	13/64	1/16	3/64	1/16	35
0589	6-32	5/16	1/8	11/16	3/16	.095	3/8	.095	1/8	13/64	1/16	3/64	1/16	35
0590	6-32	5/16	1/8	3/4	3/16	.095	7/16	.095	1/8	13/64	1/16	3/64	1/16	35
0591	6-32	5/16	1/8	13/16	3/16	.095	1/2	.095	1/8	13/64	1/16	3/64	1/16	35
0592	6-32	5/16	1/8	7/8	3/16	.095	9/16	.095	1/8	13/64	1/16	3/64	1/16	35
0593	6-32	5/16	1/8	15/16	3/16	.095	5/8	.095	1/8	13/64	1/16	3/64	1/16	35
0594	6-32	5/16	1/8	1"	3/16	.095	11/16	.095	1/8	13/64	1/16	3/64	1/16	35
0595	6-32	5/16	1/8	1-1/16	3/16	.095	3/4	.095	1/8	13/64	1/16	3/64	1/16	35
0596	6-32	5/16	1/8	1-1/8	3/16	.095	13/16	.095	1/8	13/64	1/16	3/64	1/16	35
0597	6-32	5/16	1/8	1-3/16	3/16	.095	7/8	.095	1/8	13/64	1/16	3/64	1/16	35
0598	6-32	5/16	1/8	1-1/4	3/16	.095	15/16	.095	1/8	13/64	1/16	3/64	1/16	35
0599	6-32	3/8	1/8	1/2	3/16	.095	3/16	.095	1/8	13/64	1/16	3/64	1/16	35
0600	6-32	3/8	1/8	9/16	3/16	.095	1/4	.095	1/8	13/64	1/16	3/64	1/16	35
0601	6-32	3/8	1/8	5/8	3/16	.095	5/16	.095	1/8	13/64	1/16	3/64	1/16	35
0602	6-32	3/8	1/8	11/16	3/16	.095	3/8	.095	1/8	13/64	1/16	3/64	1/16	35

CAPTIVE PANEL SCREW – STYLE 3

See page 11 for ordering code
 See page 9 for finish codes
 For non-standard parts contact Sales Office

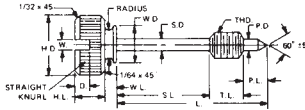


Available with thread locking products, see page vii

PART NO.	THD.	H.D. +.015 -.000	H.L. ±.010	L. ±.015	T.L. ±.010	S.D. ±.005	S.L. ±.010	P.D. +.000 -.010	P.L. ±.015	W.D. ±.010	W.L. ±.010	W. +.005 -.000	D. +.010 -.000	KNURL TPI
0603	6-32	3/8	1/8	3/4	3/16	.095	7/16	.095	1/8	13/64	1/16	3/64	1/16	35
0604	6-32	3/8	1/8	13/16	3/16	.095	1/2	.095	1/8	13/64	1/16	3/64	1/16	35
0605	6-32	3/8	1/8	7/8	3/16	.095	9/16	.095	1/8	13/64	1/16	3/64	1/16	35
0606	6-32	3/8	1/8	15/16	3/16	.095	5/8	.095	1/8	13/64	1/16	3/64	1/16	35
0607	6-32	3/8	1/8	1"	3/16	.095	11/16	.095	1/8	13/64	1/16	3/64	1/16	35
0608	6-32	3/8	1/8	1-1/16	3/16	.095	3/4	.095	1/8	13/64	1/16	3/64	1/16	35
0609	6-32	3/8	1/8	1-1/8	3/16	.095	13/16	.095	1/8	13/64	1/16	3/64	1/16	35
0610	6-32	3/8	1/8	1-3/16	3/16	.095	7/8	.095	1/8	13/64	1/16	3/64	1/16	35
0611	6-32	3/8	1/8	1-1/4	3/16	.095	15/16	.095	1/8	13/64	1/16	3/64	1/16	35
0612	8-32	1/2	3/16	1/2	1/4	.120	1/8	.120	1/8	13/32	1/16	1/16	3/32	30
0613	8-32	1/2	3/16	9/16	1/4	.120	3/16	.120	1/8	13/32	1/16	1/16	3/32	30
0614	8-32	1/2	3/16	5/8	1/4	.120	1/4	.120	1/8	13/32	1/16	1/16	3/32	30
0615	8-32	1/2	3/16	11/16	1/4	.120	5/16	.120	1/8	13/32	1/16	1/16	3/32	30
0616	8-32	1/2	3/16	3/4	1/4	.120	3/8	.120	1/8	13/32	1/16	1/16	3/32	30
0617	8-32	1/2	3/16	13/16	1/4	.120	7/16	.120	1/8	13/32	1/16	1/16	3/32	30
0618	8-32	1/2	3/16	7/8	1/4	.120	1/2	.120	1/8	13/32	1/16	1/16	3/32	30
0619	8-32	1/2	3/16	15/16	1/4	.120	9/16	.120	1/8	13/32	1/16	1/16	3/32	30
0620	8-32	1/2	3/16	1"	1/4	.120	5/8	.120	1/8	13/32	1/16	1/16	3/32	30
0621	8-32	1/2	3/16	1-1/16	1/4	.120	11/16	.120	1/8	13/32	1/16	1/16	3/32	30
0622	8-32	1/2	3/16	1-1/8	1/4	.120	3/4	.120	1/8	13/32	1/16	1/16	3/32	30
0623	8-32	1/2	3/16	1-3/16	1/4	.120	13/16	.120	1/8	13/32	1/16	1/16	3/32	30
0624	8-32	1/2	3/16	1-1/4	1/4	.120	7/8	.120	1/8	13/32	1/16	1/16	3/32	30
0625	8-32	1/2	3/16	1-5/16	1/4	.120	15/16	.120	1/8	13/32	1/16	1/16	3/32	30
0626	8-32	1/2	3/16	1-3/8	1/4	.120	1"	.120	1/8	13/32	1/16	1/16	3/32	30
0627	8-32	1/2	3/16	1-7/16	1/4	.120	1-1/16	.120	1/8	13/32	1/16	1/16	3/32	30
0628	8-32	1/2	3/16	1-1/2	1/4	.120	1-1/8	.120	1/8	13/32	1/16	1/16	3/32	30
0629	8-32	5/8	3/16	1/2	1/4	.120	1/8	.120	1/8	1/2	1/16	1/16	3/32	30
0630	8-32	5/8	3/16	9/16	1/4	.120	3/16	.120	1/8	1/2	1/16	1/16	3/32	30
0631	8-32	5/8	3/16	5/8	1/4	.120	1/4	.120	1/8	1/2	1/16	1/16	3/32	30
0632	8-32	5/8	3/16	11/16	1/4	.120	5/16	.120	1/8	1/2	1/16	1/16	3/32	30
0633	8-32	5/8	3/16	3/4	1/4	.120	3/8	.120	1/8	1/2	1/16	1/16	3/32	30
0634	8-32	5/8	3/16	13/16	1/4	.120	7/16	.120	1/8	1/2	1/16	1/16	3/32	30
0635	8-32	5/8	3/16	7/8	1/4	.120	1/2	.120	1/8	1/2	1/16	1/16	3/32	30
0636	8-32	5/8	3/16	15/16	1/4	.120	9/16	.120	1/8	1/2	1/16	1/16	3/32	30
0637	8-32	5/8	3/16	1"	1/4	.120	5/8	.120	1/8	1/2	1/16	1/16	3/32	30
0638	8-32	5/8	3/16	1-1/16	1/4	.120	11/16	.120	1/8	1/2	1/16	1/16	3/32	30
0639	8-32	5/8	3/16	1-1/8	1/4	.120	3/4	.120	1/8	1/2	1/16	1/16	3/32	30
0640	8-32	5/8	3/16	1-3/16	1/4	.120	13/16	.120	1/8	1/2	1/16	1/16	3/32	30
0641	8-32	5/8	3/16	1-1/4	1/4	.120	7/8	.120	1/8	1/2	1/16	1/16	3/32	30
0642	8-32	5/8	3/16	1-5/16	1/4	.120	15/16	.120	1/8	1/2	1/16	1/16	3/32	30
0643	8-32	5/8	3/16	1-3/8	1/4	.120	1"	.120	1/8	1/2	1/16	1/16	3/32	30
0644	8-32	5/8	3/16	1-7/16	1/4	.120	1-1/16	.120	1/8	1/2	1/16	1/16	3/32	30
0645	8-32	5/8	3/16	1-1/2	1/4	.120	1-1/8	.120	1/8	1/2	1/16	1/16	3/32	30
0646	10-24	1/2	3/16	1/2	1/4	.130	1/8	.130	1/8	13/32	1/16	1/16	3/32	30
0647	10-24	1/2	3/16	9/16	1/4	.130	3/16	.130	1/8	13/32	1/16	1/16	3/32	30
0648	10-24	1/2	3/16	5/8	1/4	.130	1/4	.130	1/8	13/32	1/16	1/16	3/32	30
0649	10-24	1/2	3/16	11/16	1/4	.130	5/16	.130	1/8	13/32	1/16	1/16	3/32	30
0650	10-24	1/2	3/16	3/4	1/4	.130	3/8	.130	1/8	13/32	1/16	1/16	3/32	30
0651	10-24	1/2	3/16	13/16	1/4	.130	7/16	.130	1/8	13/32	1/16	1/16	3/32	30

CAPTIVE PANEL SCREW – STYLE 3

See page 11 for ordering code
 See page 9 for finish codes
 For non-standard parts contact Sales Office

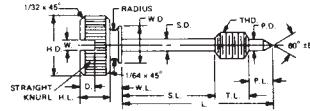


Available with thread locking products, see page vii

PART NO.	THD.	H.D. +.015 -.000	H.L. ±.010	L. ±.015	T.L. ±.010	S.D. ±.005	S.L. ±.010	P.D. +.000 -.010	P.L. ±.015	W.D. ±.010	W.L. ±.010	W. +.005 -.000	D. +.010 -.000	KNURL TPI
0652	10-24	1/2	3/16	7/8	1/4	.130	1/2	.130	1/8	13/32	1/16	1/16	3/32	30
0653	10-24	1/2	3/16	15/16	1/4	.130	9/16	.130	1/8	13/32	1/16	1/16	3/32	30
0654	10-24	1/2	3/16	1"	1/4	.130	5/8	.130	1/8	13/32	1/16	1/16	3/32	30
0655	10-24	1/2	3/16	1-1/16	1/4	.130	11/16	.130	1/8	13/32	1/16	1/16	3/32	30
0656	10-24	1/2	3/16	1-1/8	1/4	.130	3/4	.130	1/8	13/32	1/16	1/16	3/32	30
0657	10-24	1/2	3/16	1-3/16	1/4	.130	13/16	.130	1/8	13/32	1/16	1/16	3/32	30
0658	10-24	1/2	3/16	1-1/4	1/4	.130	7/8	.130	1/8	13/32	1/16	1/16	3/32	30
0659	10-24	1/2	3/16	1-5/16	1/4	.130	15/16	.130	1/8	13/32	1/16	1/16	3/32	30
0660	10-24	1/2	3/16	1-3/8	1/4	.130	1"	.130	1/8	13/32	1/16	1/16	3/32	30
0661	10-24	1/2	3/16	1-7/16	1/4	.130	1-1/16	.130	1/8	13/32	1/16	1/16	3/32	30
0662	10-24	1/2	3/16	1-1/2	1/4	.130	1-1/8	.130	1/8	13/32	1/16	1/16	3/32	30
0663	10-24	5/8	3/16	1/2	1/4	.130	1/8	.130	1/8	1/2	1/16	1/16	3/32	30
0664	10-24	5/8	3/16	9/16	1/4	.130	3/16	.130	1/8	1/2	1/16	1/16	3/32	30
0665	10-24	5/8	3/16	5/8	1/4	.130	1/4	.130	1/8	1/2	1/16	1/16	3/32	30
0666	10-24	5/8	3/16	11/16	1/4	.130	5/16	.130	1/8	1/2	1/16	1/16	3/32	30
0667	10-24	5/8	3/16	3/4	1/4	.130	3/8	.130	1/8	1/2	1/16	1/16	3/32	30
0668	10-24	5/8	3/16	13/16	1/4	.130	7/16	.130	1/8	1/2	1/16	1/16	3/32	30
0669	10-24	5/8	3/16	7/8	1/4	.130	1/2	.130	1/8	1/2	1/16	1/16	3/32	30
0670	10-24	5/8	3/16	15/16	1/4	.130	9/16	.130	1/8	1/2	1/16	1/16	3/32	30
0671	10-24	5/8	3/16	1"	1/4	.130	5/8	.130	1/8	1/2	1/16	1/16	3/32	30
0672	10-24	5/8	3/16	1-1/16	1/4	.130	11/16	.130	1/8	1/2	1/16	1/16	3/32	30
0673	10-24	5/8	3/16	1-1/8	1/4	.130	3/4	.130	1/8	1/2	1/16	1/16	3/32	30
0674	10-24	5/8	3/16	1-3/16	1/4	.130	13/16	.130	1/8	1/2	1/16	1/16	3/32	30
0675	10-24	5/8	3/16	1-1/4	1/4	.130	7/8	.130	1/8	1/2	1/16	1/16	3/32	30
0676	10-24	5/8	3/16	1-5/16	1/4	.130	15/16	.130	1/8	1/2	1/16	1/16	3/32	30
0677	10-24	5/8	3/16	1-3/8	1/4	.130	1"	.130	1/8	1/2	1/16	1/16	3/32	30
0678	10-24	5/8	3/16	1-7/16	1/4	.130	1-1/16	.130	1/8	1/2	1/16	1/16	3/32	30
0679	10-24	5/8	3/16	1-1/2	1/4	.130	1-1/8	.130	1/8	1/2	1/16	1/16	3/32	30
0680	10-32	1/2	3/16	1/2	1/4	.130	1/8	.130	1/8	13/32	1/16	1/16	3/32	30
0681	10-32	1/2	3/16	9/16	1/4	.130	3/16	.130	1/8	13/32	1/16	1/16	3/32	30
0682	10-32	1/2	3/16	5/8	1/4	.130	1/4	.130	1/8	13/32	1/16	1/16	3/32	30
0683	10-32	1/2	3/16	11/16	1/4	.130	5/16	.130	1/8	13/32	1/16	1/16	3/32	30
0684	10-32	1/2	3/16	3/4	1/4	.130	3/8	.130	1/8	13/32	1/16	1/16	3/32	30
0685	10-32	1/2	3/16	13/16	1/4	.130	7/16	.130	1/8	13/32	1/16	1/16	3/32	30
0686	10-32	1/2	3/16	7/8	1/4	.130	1/2	.130	1/8	13/32	1/16	1/16	3/32	30
0687	10-32	1/2	3/16	15/16	1/4	.130	9/16	.130	1/8	13/32	1/16	1/16	3/32	30
0688	10-32	1/2	3/16	1"	1/4	.130	5/8	.130	1/8	13/32	1/16	1/16	3/32	30
0689	10-32	1/2	3/16	1-1/16	1/4	.130	11/16	.130	1/8	13/32	1/16	1/16	3/32	30
0690	10-32	1/2	3/16	1-1/8	1/4	.130	3/4	.130	1/8	13/32	1/16	1/16	3/32	30
0691	10-32	1/2	3/16	1-3/16	1/4	.130	13/16	.130	1/8	13/32	1/16	1/16	3/32	30
0692	10-32	1/2	3/16	1-1/4	1/4	.130	7/8	.130	1/8	13/32	1/16	1/16	3/32	30
0693	10-32	1/2	3/16	1-5/16	1/4	.130	15/16	.130	1/8	13/32	1/16	1/16	3/32	30
0694	10-32	1/2	3/16	1-3/8	1/4	.130	1"	.130	1/8	13/32	1/16	1/16	3/32	30
0695	10-32	1/2	3/16	1-7/16	1/4	.130	1-1/16	.130	1/8	13/32	1/16	1/16	3/32	30
0696	10-32	1/2	3/16	1-1/2	1/4	.130	1-1/8	.130	1/8	13/32	1/16	1/16	3/32	30
0697	10-32	5/8	3/16	1/2	1/4	.130	1/8	.130	1/8	1/2	1/16	1/16	3/32	30
0698	10-32	5/8	3/16	9/16	1/4	.130	3/16	.130	1/8	1/2	1/16	1/16	3/32	30
0699	10-32	5/8	3/16	5/8	1/4	.130	1/4	.130	1/8	1/2	1/16	1/16	3/32	30
0700	10-32	5/8	3/16	11/16	1/4	.130	5/16	.130	1/8	1/2	1/16	1/16	3/32	30

CAPTIVE PANEL SCREW – STYLE 3

See page 11 for ordering code
 See page 9 for finish codes
 For non-standard parts contact Sales Office

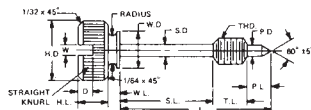


Available with thread locking products, see page vii

PART NO.	THD.	H.D. +.015 -.000	H.L. ±.010	L. ±.015	T.L. ±.010	S.D. ±.005	S.L. ±.010	P.D. +.000 -.010	P.L. ±.015	W.D. ±.010	W.L. ±.010	W. +.005 -.000	D. +.010 -.000	KNURL TPI
0701	10-32	5/8	3/16	3/4	1/4	.130	3/8	.130	1/8	1/2	1/16	1/16	3/32	30
0702	10-32	5/8	3/16	13/16	1/4	.130	7/16	.130	1/8	1/2	1/16	1/16	3/32	30
0703	10-32	5/8	3/16	7/8	1/4	.130	1/2	.130	1/8	1/2	1/16	1/16	3/32	30
0704	10-32	5/8	3/16	15/16	1/4	.130	9/16	.130	1/8	1/2	1/16	1/16	3/32	30
0705	10-32	5/8	3/16	1"	1/4	.130	5/8	.130	1/8	1/2	1/16	1/16	3/32	30
0706	10-32	5/8	3/16	1-1/16	1/4	.130	11/16	.130	1/8	1/2	1/16	1/16	3/32	30
0707	10-32	5/8	3/16	1-1/8	1/4	.130	3/4	.130	1/8	1/2	1/16	1/16	3/32	30
0708	10-32	5/8	3/16	1-3/16	1/4	.130	13/16	.130	1/8	1/2	1/16	1/16	3/32	30
0709	10-32	5/8	3/16	1-1/4	1/4	.130	7/8	.130	1/8	1/2	1/16	1/16	3/32	30
0710	10-32	5/8	3/16	1-5/16	1/4	.130	15/16	.130	1/8	1/2	1/16	1/16	3/32	30
0711	10-32	5/8	3/16	1-3/8	1/4	.130	1"	.130	1/8	1/2	1/16	1/16	3/32	30
0712	10-32	5/8	3/16	1-7/16	1/4	.130	1-1/16	.130	1/8	1/2	1/16	1/16	3/32	30
0713	10-32	5/8	3/16	1-1/2	1/4	.130	1-1/8	.130	1/8	1/2	1/16	1/16	3/32	30
0714	12-24	5/8	3/16	1/2	1/4	.150	1/8	.150	1/8	1/2	1/16	5/64	3/32	30
0715	12-24	5/8	3/16	9/16	1/4	.150	3/16	.150	1/8	1/2	1/16	5/64	3/32	30
0716	12-24	5/8	3/16	5/8	1/4	.150	1/4	.150	1/8	1/2	1/16	5/64	3/32	30
0717	12-24	5/8	3/16	11/16	1/4	.150	5/16	.150	1/8	1/2	1/16	5/64	3/32	30
0718	12-24	5/8	3/16	3/4	1/4	.150	3/8	.150	1/8	1/2	1/16	5/64	3/32	30
0719	12-24	5/8	3/16	13/16	1/4	.150	7/16	.150	1/8	1/2	1/16	5/64	3/32	30
0720	12-24	5/8	3/16	7/8	1/4	.150	1/2	.150	1/8	1/2	1/16	5/64	3/32	30
0721	12-24	5/8	3/16	15/16	1/4	.150	9/16	.150	1/8	1/2	1/16	5/64	3/32	30
0722	12-24	5/8	3/16	1"	1/4	.150	5/8	.150	1/8	1/2	1/16	5/64	3/32	30
0723	12-24	5/8	3/16	1-1/16	1/4	.150	11/16	.150	1/8	1/2	1/16	5/64	3/32	30
0724	12-24	5/8	3/16	1-1/8	1/4	.150	3/4	.150	1/8	1/2	1/16	5/64	3/32	30
0725	12-24	5/8	3/16	1-3/16	1/4	.150	13/16	.150	1/8	1/2	1/16	5/64	3/32	30
0726	12-24	5/8	3/16	1-1/4	1/4	.150	7/8	.150	1/8	1/2	1/16	5/64	3/32	30
0727	12-24	5/8	3/16	1-5/16	1/4	.150	15/16	.150	1/8	1/2	1/16	5/64	3/32	30
0728	12-24	5/8	3/16	1-3/8	1/4	.150	1"	.150	1/8	1/2	1/16	5/64	3/32	30
0729	12-24	5/8	3/16	1-7/16	1/4	.150	1-1/16	.150	1/8	1/2	1/16	5/64	3/32	30
0730	12-24	5/8	3/16	1-1/2	1/4	.150	1-1/8	.150	1/8	1/2	1/16	5/64	3/32	30
0731	1/4-20	5/8	3/16	3/4	3/8	.175	1/8	.175	1/4	1/2	1/16	5/64	3/32	30
0732	1/4-20	5/8	3/16	13/16	3/8	.175	3/16	.175	1/4	1/2	1/16	5/64	3/32	30
0733	1/4-20	5/8	3/16	7/8	3/8	.175	1/4	.175	1/4	1/2	1/16	5/64	3/32	30
0734	1/4-20	5/8	3/16	15/16	3/8	.175	5/16	.175	1/4	1/2	1/16	5/64	3/32	30
0735	1/4-20	5/8	3/16	1"	3/8	.175	3/8	.175	1/4	1/2	1/16	5/64	3/32	30
0736	1/4-20	5/8	3/16	1-1/16	3/8	.175	7/16	.175	1/4	1/2	1/16	5/64	3/32	30
0737	1/4-20	5/8	3/16	1-1/8	3/8	.175	1/2	.175	1/4	1/2	1/16	5/64	3/32	30
0738	1/4-20	5/8	3/16	1-3/16	3/8	.175	9/16	.175	1/4	1/2	1/16	5/64	3/32	30
0739	1/4-20	5/8	3/16	1-1/4	3/8	.175	5/8	.175	1/4	1/2	1/16	5/64	3/32	30
0740	1/4-20	5/8	3/16	1-5/16	3/8	.175	11/16	.175	1/4	1/2	1/16	5/64	3/32	30
0741	1/4-20	5/8	3/16	1-3/8	3/8	.175	3/4	.175	1/4	1/2	1/16	5/64	3/32	30
0742	1/4-20	5/8	3/16	1-7/16	3/8	.175	13/16	.175	1/4	1/2	1/16	5/64	3/32	30
0743	1/4-20	5/8	3/16	1-1/2	3/8	.175	7/8	.175	1/4	1/2	1/16	5/64	3/32	30
0744	1/4-20	5/8	3/16	1-9/16	3/8	.175	15/16	.175	1/4	1/2	1/16	5/64	3/32	30
0745	1/4-20	5/8	3/16	1-5/8	3/8	.175	1"	.175	1/4	1/2	1/16	5/64	3/32	30
0746	1/4-20	5/8	3/16	1-11/16	3/8	.175	1-1/16	.175	1/4	1/2	1/16	5/64	3/32	30
0747	1/4-20	5/8	3/16	1-3/4	3/8	.175	1-1/8	.175	1/4	1/2	1/16	5/64	3/32	30
0748	1/4-20	3/4	1/4	3/4	3/8	.175	1/8	.175	1/4	1/2	1/8	3/32	1/8	30
0749	1/4-20	3/4	1/4	13/16	3/8	.175	3/16	.175	1/4	1/2	1/8	3/32	1/8	30

CAPTIVE PANEL SCREW – STYLE 3

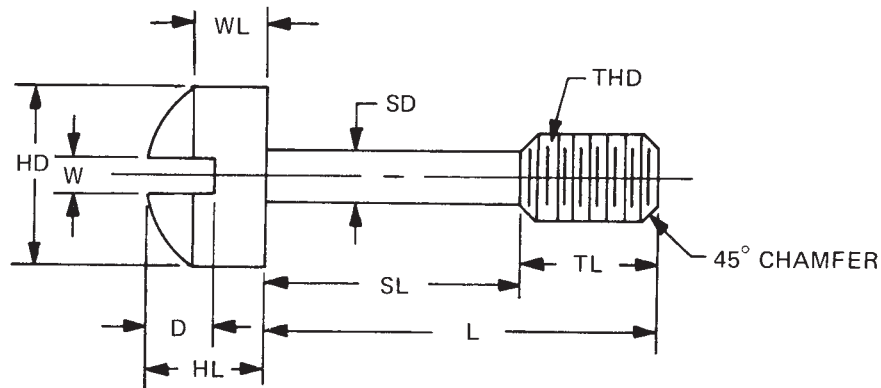
See page 11 for ordering code
 See page 9 for finish codes
 For non-standard parts contact Sales Office



Available with thread locking products, see page vii

PART NO.	THD.	H.D. +.015 -.000	H.L. ±.010	L. ±.015	T.L. ±.010	S.D. ±.005	S.L. ±.010	P.D. +.000 -.010	P.L. ±.015	W.D. ±.010	W.L. ±.010	W. +.005 -.000	D. +.010 -.000	KNURL TPI
0750	1/4-20	3/4	1/4	7/8	3/8	.175	1/4	.175	1/4	1/2	1/8	3/32	1/8	30
0751	1/4-20	3/4	1/4	15/16	3/8	.175	5/16	.175	1/4	1/2	1/8	3/32	1/8	30
0752	1/4-20	3/4	1/4	1"	3/8	.175	3/8	.175	1/4	1/2	1/8	3/32	1/8	30
0753	1/4-20	3/4	1/4	1-1/16	3/8	.175	7/16	.175	1/4	1/2	1/8	3/32	1/8	30
0754	1/4-20	3/4	1/4	1-1/8	3/8	.175	1/2	.175	1/4	1/2	1/8	3/32	1/8	30
0755	1/4-20	3/4	1/4	1-3/16	3/8	.175	9/16	.175	1/4	1/2	1/8	3/32	1/8	30
0756	1/4-20	3/4	1/4	1-1/4	3/8	.175	5/8	.175	1/4	1/2	1/8	3/32	1/8	30
0757	1/4-20	3/4	1/4	1-5/16	3/8	.175	11/16	.175	1/4	1/2	1/8	3/32	1/8	30
0758	1/4-20	3/4	1/4	1-3/8	3/8	.175	3/4	.175	1/4	1/2	1/8	3/32	1/8	30
0759	1/4-20	3/4	1/4	1-7/16	3/8	.175	13/16	.175	1/4	1/2	1/8	3/32	1/8	30
0760	1/4-20	3/4	1/4	1-1/2	3/8	.175	7/8	.175	1/4	1/2	1/8	3/32	1/8	30
0761	1/4-20	3/4	1/4	1-9/16	3/8	.175	15/16	.175	1/4	1/2	1/8	3/32	1/8	30
0762	1/4-20	3/4	1/4	1-5/8	3/8	.175	1"	.175	1/4	1/2	1/8	3/32	1/8	30
0763	1/4-20	3/4	1/4	1-11/16	3/8	.175	1-1/16	.175	1/4	1/2	1/8	3/32	1/8	30
0764	1/4-20	3/4	1/4	1-3/4	3/8	.175	1-1/8	.175	1/4	1/2	1/8	3/32	1/8	30
0765	1/4-28	5/8	3/16	3/4	3/8	.175	1/8	.175	1/4	1/2	1/16	5/64	3/32	30
0766	1/4-28	5/8	3/16	13/16	3/8	.175	3/16	.175	1/4	1/2	1/16	5/64	3/32	30
0767	1/4-28	5/8	3/16	7/8	3/8	.175	1/4	.175	1/4	1/2	1/16	5/64	3/32	30
0768	1/4-28	5/8	3/16	15/16	3/8	.175	5/16	.175	1/4	1/2	1/16	5/64	3/32	30
0769	1/4-28	5/8	3/16	1"	3/8	.175	3/8	.175	1/4	1/2	1/16	5/64	3/32	30
0770	1/4-28	5/8	3/16	1-1/16	3/8	.175	7/16	.175	1/4	1/2	1/16	5/64	3/32	30
0771	1/4-28	5/8	3/16	1-1/8	3/8	.175	1/2	.175	1/4	1/2	1/16	5/64	3/32	30
0772	1/4-28	5/8	3/16	1-3/16	3/8	.175	9/16	.175	1/4	1/2	1/16	5/64	3/32	30
0773	1/4-28	5/8	3/16	1-1/4	3/8	.175	5/8	.175	1/4	1/2	1/16	5/64	3/32	30
0774	1/4-28	5/8	3/16	1-5/16	3/8	.175	11/16	.175	1/4	1/2	1/16	5/64	3/32	30
0775	1/4-28	5/8	3/16	1-3/8	3/8	.175	3/4	.175	1/4	1/2	1/16	5/64	3/32	30
0776	1/4-28	5/8	3/16	1-7/16	3/8	.175	13/16	.175	1/4	1/2	1/16	5/64	3/32	30
0777	1/4-28	5/8	3/16	1-1/2	3/8	.175	7/8	.175	1/4	1/2	1/16	5/64	3/32	30
0778	1/4-28	5/8	3/16	1-9/16	3/8	.175	15/16	.175	1/4	1/2	1/16	5/64	3/32	30
0779	1/4-28	5/8	3/16	1-5/8	3/8	.175	1"	.175	1/4	1/2	1/16	5/64	3/32	30
0780	1/4-28	5/8	3/16	1-11/16	3/8	.175	1-1/16	.175	1/4	1/2	1/16	5/64	3/32	30
0781	1/4-28	5/8	3/16	1-3/4	3/8	.175	1-1/8	.175	1/4	1/2	1/16	5/64	3/32	30
0782	1/4-28	3/4	1/4	3/4	3/8	.175	1/8	.175	1/4	1/2	1/8	3/32	1/8	30
0783	1/4-28	3/4	1/4	13/16	3/8	.175	3/16	.175	1/4	1/2	1/8	3/32	1/8	30
0784	1/4-28	3/4	1/4	7/8	3/8	.175	1/4	.175	1/4	1/2	1/8	3/32	1/8	30
0785	1/4-28	3/4	1/4	15/16	3/8	.175	5/16	.175	1/4	1/2	1/8	3/32	1/8	30
0786	1/4-28	3/4	1/4	1"	3/8	.175	3/8	.175	1/4	1/2	1/8	3/32	1/8	30
0787	1/4-28	3/4	1/4	1-1/16	3/8	.175	7/16	.175	1/4	1/2	1/8	3/32	1/8	30
0788	1/4-28	3/4	1/4	1-1/8	3/8	.175	1/2	.175	1/4	1/2	1/8	3/32	1/8	30
0789	1/4-28	3/4	1/4	1-3/16	3/8	.175	9/16	.175	1/4	1/2	1/8	3/32	1/8	30
0790	1/4-28	3/4	1/4	1-1/4	3/8	.175	5/8	.175	1/4	1/2	1/8	3/32	1/8	30
0791	1/4-28	3/4	1/4	1-5/16	3/8	.175	11/16	.175	1/4	1/2	1/8	3/32	1/8	30
0792	1/4-28	3/4	1/4	1-3/8	3/8	.175	3/4	.175	1/4	1/2	1/8	3/32	1/8	30
0793	1/4-28	3/4	1/4	1-7/16	3/8	.175	13/16	.175	1/4	1/2	1/8	3/32	1/8	30
0794	1/4-28	3/4	1/4	1-1/2	3/8	.175	7/8	.175	1/4	1/2	1/8	3/32	1/8	30
0795	1/4-28	3/4	1/4	1-9/16	3/8	.175	15/16	.175	1/4	1/2	1/8	3/32	1/8	30
0796	1/4-28	3/4	1/4	1-5/8	3/8	.175	1"	.175	1/4	1/2	1/8	3/32	1/8	30
0797	1/4-28	3/4	1/4	1-11/16	3/8	.175	1-1/16	.175	1/4	1/2	1/8	3/32	1/8	30
0798	1/4-28	3/4	1/4	1-3/4	3/8	.175	1-1/8	.175	1/4	1/2	1/8	3/32	1/8	30

CAPTIVE PANEL SCREW – STYLE 4

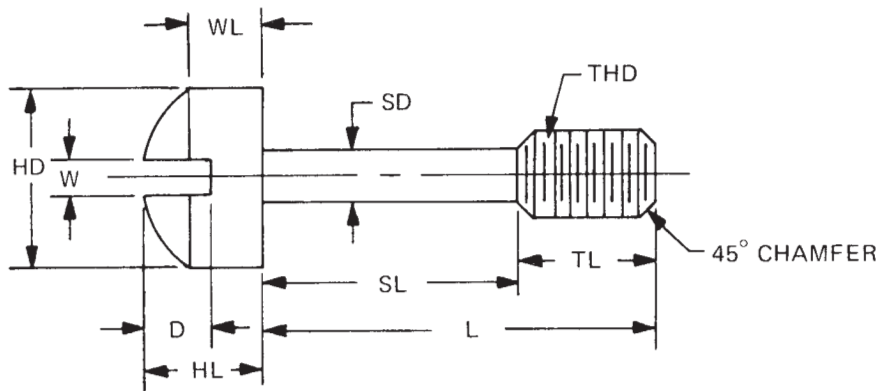


Available with thread locking products, see page vii

See page 11 for ordering code
See page 9 for finish codes
For non-standard parts contact Sales Office

PART NO.	THD.	H.D. ±.005	H.L. +.000 -.015	L. ±.015	T.L. ±.010	S.D. ±.005	S.L. ±.010	W.L. +.000 -.010	W. +.000 -.010	D. +.000 -.015
0799	2-56	1/8	.083	1/4	5/32	.061	3/32	.062	.031	.037
0800	2-56	1/8	.083	5/16	5/32	.061	5/32	.062	.031	.037
0801	2-56	1/8	.083	3/8	5/32	.061	7/32	.062	.031	.037
0802	2-56	1/8	.083	7/16	5/32	.061	9/32	.062	.031	.037
0803	2-56	1/8	.083	1/2	5/32	.061	11/32	.062	.031	.037
0804	2-56	1/8	.083	9/16	5/32	.061	13/32	.062	.031	.037
0805	2-56	1/8	.083	5/8	5/32	.061	15/32	.062	.031	.037
0806	2-56	1/8	.083	11/16	5/32	.061	17/32	.062	.031	.037
0807	2-56	1/8	.083	3/4	5/32	.061	19/32	.062	.031	.037
0808	3-48	5/32	.095	1/4	5/32	.070	3/32	.070	.035	.043
0809	3-48	5/32	.095	5/16	5/32	.070	5/32	.070	.035	.043
0810	3-48	5/32	.095	3/8	5/32	.070	7/32	.070	.035	.043
0811	3-48	5/32	.095	7/16	5/32	.070	9/32	.070	.035	.043
0812	3-48	5/32	.095	1/2	5/32	.070	11/32	.070	.035	.043
0813	3-48	5/32	.095	9/16	5/32	.070	13/32	.070	.035	.043
0814	3-48	5/32	.095	5/8	5/32	.070	15/32	.070	.035	.043
0815	3-48	5/32	.095	11/16	5/32	.070	17/32	.070	.035	.043
0816	3-48	5/32	.095	3/4	5/32	.070	19/32	.070	.035	.043
0817	4-40	11/64	.107	1/4	3/16	.078	1/16	.079	.039	.048
0818	4-40	11/64	.107	5/16	3/16	.078	1/8	.079	.039	.048
0819	4-40	11/64	.107	3/8	3/16	.078	3/16	.079	.039	.048
0820	4-40	11/64	.107	7/16	3/16	.078	1/4	.079	.039	.048
0821	4-40	11/64	.107	1/2	3/16	.078	5/16	.079	.039	.048
0822	4-40	11/64	.107	9/16	3/16	.078	3/8	.079	.039	.048
0823	4-40	11/64	.107	5/8	3/16	.078	7/16	.079	.039	.048
0824	4-40	11/64	.107	11/16	3/16	.078	1/2	.079	.039	.048
0825	4-40	11/64	.107	3/4	3/16	.078	9/16	.079	.039	.048
0826	4-40	11/64	.107	13/16	3/16	.078	5/8	.079	.039	.048
0827	4-40	11/64	.107	7/8	3/16	.078	11/16	.079	.039	.048
0828	4-40	11/64	.107	15/16	3/16	.078	3/4	.079	.039	.048
0829	4-40	11/64	.107	1"	3/16	.078	13/16	.079	.039	.048
0830	6-32	7/32	.132	5/16	7/32	.095	3/32	.096	.048	.060
0831	6-32	7/32	.132	3/8	7/32	.095	5/32	.096	.048	.060
0832	6-32	7/32	.132	7/16	7/32	.095	7/32	.096	.048	.060

CAPTIVE PANEL SCREW – STYLE 4

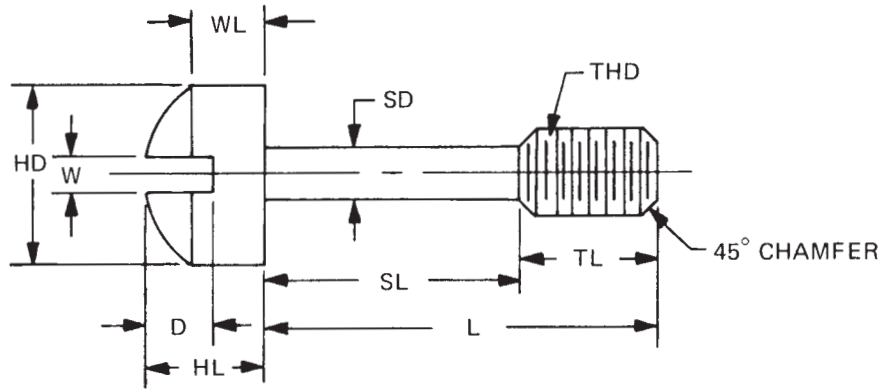


Available with thread locking products, see page vii

See page 11 for ordering code
See page 9 for finish codes
For non-standard parts contact Sales Office

PART NO.	THD.	H.D. ±.005	H.L. +.000 -.015	L. ±.015	T.L. ±.010	S.D. ±.005	S.L. ±.010	W.L. +.000 -.010	W. +.000 -.010	D. +.000 -.015
0833	6-32	7/32	.132	1/2	7/32	.095	9/32	.096	.048	.060
0834	6-32	7/32	.132	9/16	7/32	.095	11/32	.096	.048	.060
0835	6-32	7/32	.132	5/8	7/32	.095	13/32	.096	.048	.060
0836	6-32	7/32	.132	11/16	7/32	.095	15/32	.096	.048	.060
0837	6-32	7/32	.132	3/4	7/32	.095	17/32	.096	.048	.060
0838	6-32	7/32	.132	13/16	7/32	.095	19/32	.096	.048	.060
0839	6-32	7/32	.132	7/8	7/32	.095	21/32	.096	.048	.060
0840	6-32	7/32	.132	15/16	7/32	.095	23/32	.096	.048	.060
0841	6-32	7/32	.132	1"	7/32	.095	25/32	.096	.048	.060
0842	8-32	1/4	.156	5/16	7/32	.120	3/32	.113	.054	.071
0843	8-32	1/4	.156	3/8	7/32	.120	5/32	.113	.054	.071
0844	8-32	1/4	.156	7/16	7/32	.120	7/32	.113	.054	.071
0845	8-32	1/4	.156	1/2	7/32	.120	9/32	.113	.054	.071
0846	8-32	1/4	.156	9/16	7/32	.120	11/32	.113	.054	.071
0847	8-32	1/4	.156	5/8	7/32	.120	13/32	.113	.054	.071
0848	8-32	1/4	.156	11/16	7/32	.120	15/32	.113	.054	.071
0849	8-32	1/4	.156	3/4	7/32	.120	17/32	.113	.054	.071
0850	8-32	1/4	.156	13/16	7/32	.120	19/32	.113	.054	.071
0851	8-32	1/4	.156	7/8	7/32	.120	21/32	.113	.054	.071
0852	8-32	1/4	.156	15/16	7/32	.120	23/32	.113	.054	.071
0853	8-32	1/4	.156	1"	7/32	.120	25/32	.113	.054	.071
0854	8-32	1/4	.156	1-1/16	7/32	.120	27/32	.113	.054	.071
0855	8-32	1/4	.156	1-1/8	7/32	.120	29/32	.113	.054	.071
0856	8-32	1/4	.156	1-3/16	7/32	.120	31/32	.113	.054	.071
0857	8-32	1/4	.156	1-1/4	7/32	.120	1-1/32	.113	.054	.071
0858	10-24	5/16	.180	3/8	9/32	.130	3/32	.130	.060	.083
0859	10-24	5/16	.180	7/16	9/32	.130	5/32	.130	.060	.083
0860	10-24	5/16	.180	1/2	9/32	.130	7/32	.130	.060	.083
0861	10-24	5/16	.180	9/16	9/32	.130	9/32	.130	.060	.083
0862	10-24	5/16	.180	5/8	9/32	.130	11/32	.130	.060	.083
0863	10-24	5/16	.180	11/16	9/32	.130	13/32	.130	.060	.083
0864	10-24	5/16	.180	3/4	9/32	.130	15/32	.130	.060	.083

CAPTIVE PANEL SCREW – STYLE 4

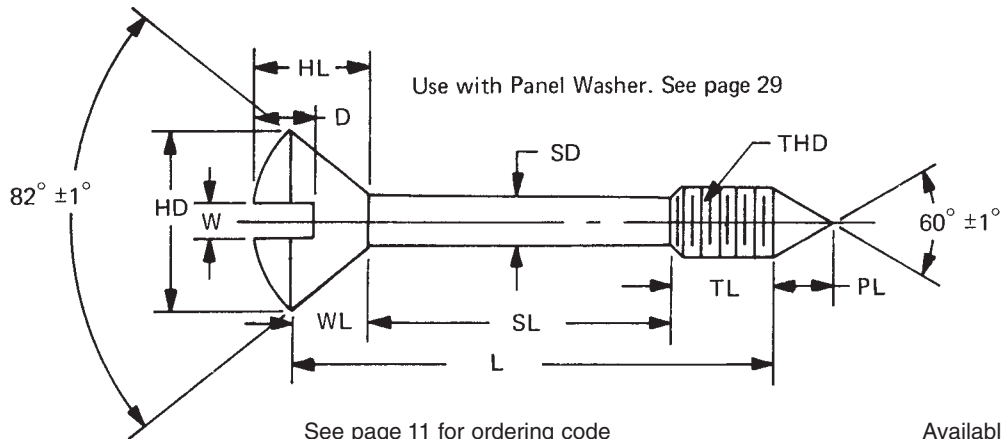


Available with thread locking products, see page vii

See page 11 for ordering code
See page 9 for finish codes
For non-standard parts contact Sales Office

PART NO.	THD.	H.D. ±.005	H.L. +.000 -.015	L. ±.015	T.L. ±.010	S.D. ±.005	S.L. ±.010	W.L. +.000 -.010	W. +.000 -.010	D. +.000 -.015
0865	10-24	5/16	.180	13/16	9/32	.130	17/32	.130	.060	.083
0866	10-24	5/16	.180	7/8	9/32	.130	19/32	.130	.060	.083
0867	10-24	5/16	.180	15/16	9/32	.130	21/32	.130	.060	.083
0868	10-24	5/16	.180	1"	9/32	.130	23/32	.130	.060	.083
0869	10-24	5/16	.180	1-1/16	9/32	.130	25/32	.130	.060	.083
0870	10-24	5/16	.180	1-1/8	9/32	.130	27/32	.130	.060	.083
0871	10-24	5/16	.180	1-3/16	9/32	.130	29/32	.130	.060	.083
0872	10-24	5/16	.180	1-1/4	9/32	.130	31/32	.130	.060	.083
0873	10-24	5/16	.180	1-5/16	9/32	.130	1-1/32	.130	.060	.083
0874	10-24	5/16	.180	1-3/8	9/32	.130	1-3/32	.130	.060	.083
0875	10-24	5/16	.180	1-7/16	9/32	.130	1-5/32	.130	.060	.083
0876	10-24	5/16	.180	1-1/2	9/32	.130	1-7/32	.130	.060	.083
0877	10-32	5/16	.180	3/8	9/32	.130	3/32	.130	.060	.083
0878	10-32	5/16	.180	7/16	9/32	.130	5/32	.130	.060	.083
0879	10-32	5/16	.180	1/2	9/32	.130	7/32	.130	.060	.083
0880	10-32	5/16	.180	9/16	9/32	.130	9/32	.130	.060	.083
0881	10-32	5/16	.180	5/8	9/32	.130	11/32	.130	.060	.083
0882	10-32	5/16	.180	11/16	9/32	.130	13/32	.130	.060	.083
0883	10-32	5/16	.180	3/4	9/32	.130	15/32	.130	.060	.083
0884	10-32	5/16	.180	13/16	9/32	.130	17/32	.130	.060	.083
0885	10-32	5/16	.180	7/8	9/32	.130	19/32	.130	.060	.083
0886	10-32	5/16	.180	15/16	9/32	.130	21/32	.130	.060	.083
0887	10-32	5/16	.180	1"	9/32	.130	23/32	.130	.060	.083
0888	10-32	5/16	.180	1-1/16	9/32	.130	25/32	.130	.060	.083
0889	10-32	5/16	.180	1-1/8	9/32	.130	27/32	.130	.060	.083
0890	10-32	5/16	.180	1-3/16	9/32	.130	29/32	.130	.060	.083
0891	10-32	5/16	.180	1-1/4	9/32	.130	31/32	.130	.060	.083
0892	10-32	5/16	.180	1-5/16	9/32	.130	1-1/32	.130	.060	.083
0893	10-32	5/16	.180	1-3/8	9/32	.130	1-3/32	.130	.060	.083
0894	10-32	5/16	.180	1-7/16	9/32	.130	1-5/32	.130	.060	.083
0895	10-32	5/16	.180	1-1/2	9/32	.130	1-7/32	.130	.060	.083

CAPTIVE PANEL SCREW – STYLE 5

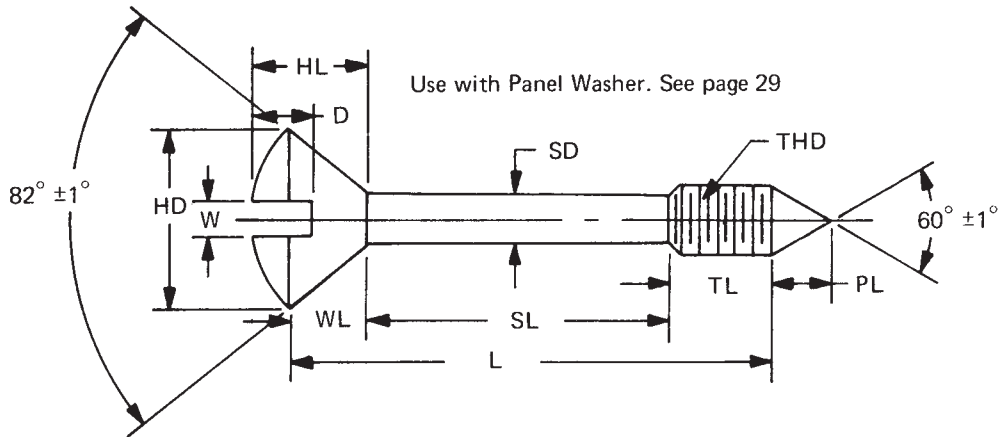


See page 11 for ordering code
 See page 9 for finish codes
 For non-standard parts contact Sales Office

Available with thread locking products, see page vii

PART NO.	THD.	H.D. ±.015	H.L. ±.010	L. ±.015	T.L. ±.015	P.L. ±.015	S.D. ±.005	S.L. REF.	W.L. +.020 -.000	W. +.005 -.000	D. +.000 -.010
0896	4-40	.210	.093	5/16	3/16	.096	.078	1/16	.067	1/32	1/16
0897	4-40	.210	.093	3/8	3/16	.096	.078	1/8	.067	1/32	1/16
0898	4-40	.210	.093	7/16	3/16	.096	.078	3/16	.067	1/32	1/16
0899	4-40	.210	.093	1/2	3/16	.096	.078	1/4	.067	1/32	1/16
0900	4-40	.210	.093	9/16	3/16	.096	.078	5/16	.067	1/32	1/16
0901	4-40	.210	.093	5/8	3/16	.096	.078	3/8	.067	1/32	1/16
0902	4-40	.210	.093	11/16	3/16	.096	.078	7/16	.067	1/32	1/16
0903	4-40	.210	.093	3/4	3/16	.096	.078	1/2	.067	1/32	1/16
0904	4-40	.210	.093	13/16	3/16	.096	.078	9/16	.067	1/32	1/16
0905	4-40	.210	.093	7/8	3/16	.096	.078	5/8	.067	1/32	1/16
0906	4-40	.210	.093	15/16	3/16	.096	.078	11/16	.067	1/32	1/16
0907	4-40	.210	.093	1"	3/16	.096	.078	3/4	.067	1/32	1/16
0908	6-32	.261	.117	7/16	1/4	.121	.095	3/32	.083	3/64	5/64
0909	6-32	.261	.117	1/2	1/4	.121	.095	5/32	.083	3/64	5/64
0910	6-32	.261	.117	9/16	1/4	.121	.095	7/32	.083	3/64	5/64
0911	6-32	.261	.117	5/8	1/4	.121	.095	9/32	.083	3/64	5/64
0912	6-32	.261	.117	11/16	1/4	.121	.095	11/32	.083	3/64	5/64
0913	6-32	.261	.117	3/4	1/4	.121	.095	13/32	.083	3/64	5/64
0914	6-32	.261	.117	13/16	1/4	.121	.095	15/32	.083	3/64	5/64
0915	6-32	.261	.117	7/8	1/4	.121	.095	17/32	.083	3/64	5/64
0916	6-32	.261	.117	15/16	1/4	.121	.095	19/32	.083	3/64	5/64
0917	6-32	.261	.117	1"	1/4	.121	.095	21/32	.083	3/64	5/64
0918	6-32	.261	.117	1-1/16	1/4	.121	.095	23/32	.083	3/64	5/64
0919	6-32	.261	.117	1-1/8	1/4	.121	.095	25/32	.083	3/64	5/64
0920	6-32	.261	.117	1-3/16	1/4	.121	.095	27/32	.083	3/64	5/64
0921	6-32	.261	.117	1-1/4	1/4	.121	.095	29/32	.083	3/64	5/64
0922	6-32	.261	.117	1-5/16	1/4	.121	.095	31/32	.083	3/64	5/64
0923	6-32	.261	.117	1-3/8	1/4	.121	.095	1-1/32	.083	3/64	5/64
0924	6-32	.261	.117	1-7/16	1/4	.121	.095	1-3/32	.083	3/64	5/64
0925	6-32	.261	.117	1-1/2	1/4	.121	.095	1-5/32	.083	3/64	5/64
0926	8-32	.312	.139	1/2	1/4	.142	.120	9/64	.100	3/64	5/64
0927	8-32	.312	.139	9/16	1/4	.142	.120	13/64	.100	3/64	5/64
0928	8-32	.312	.139	5/8	1/4	.142	.120	17/64	.100	3/64	5/64
0929	8-32	.312	.139	11/16	1/4	.142	.120	21/64	.100	3/64	5/64
0930	8-32	.312	.139	3/4	1/4	.142	.120	25/64	.100	3/64	5/64

CAPTIVE PANEL SCREW — STYLE 5

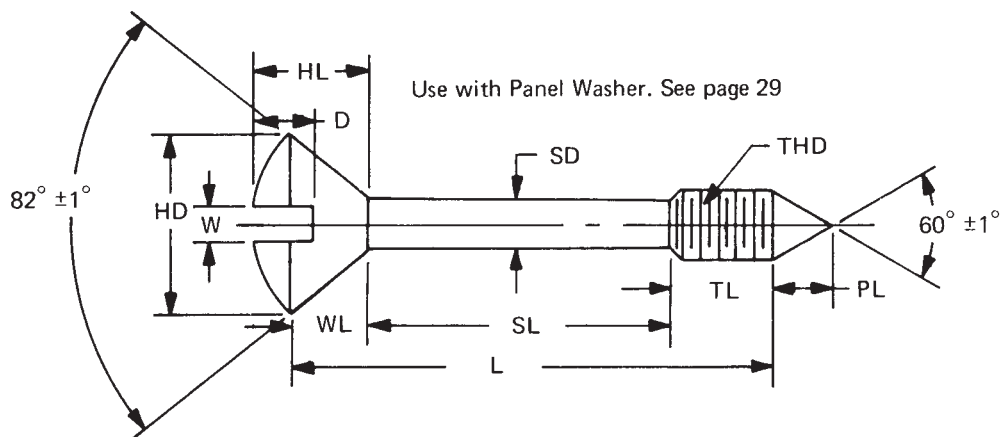


See page 11 for ordering code
 See page 9 for finish codes
 For non-standard parts contact Sales Office

Available with thread locking products, see page vii

PART NO.	THD.	H.D. ±.015	H.L. ±.010	L. ±.015	T.L. ±.015	P.L. ±.015	S.D. ±.005	S.L. REF.	W.L. +.020 -.000	W. +.005 -.000	D. +.000 -.010
0931	8-32	.312	.139	13/16	1/4	.142	.120	29/64	.100	3/64	5/64
0932	8-32	.312	.139	7/8	1/4	.142	.120	33/64	.100	3/64	5/64
0933	8-32	.312	.139	15/16	1/4	.142	.120	37/64	.100	3/64	5/64
0934	8-32	.312	.139	1"	1/4	.142	.120	41/64	.100	3/64	5/64
0935	8-32	.312	.139	1-1/16	1/4	.142	.120	45/64	.100	3/64	5/64
0936	8-32	.312	.139	1-1/8	1/4	.142	.120	49/64	.100	3/64	5/64
0937	8-32	.312	.139	1-3/16	1/4	.142	.120	53/64	.100	3/64	5/64
0938	8-32	.312	.139	1-1/4	1/4	.142	.120	57/64	.100	3/64	5/64
0939	8-32	.312	.139	1-5/16	1/4	.142	.120	61/64	.100	3/64	5/64
0940	8-32	.312	.139	1-3/8	1/4	.142	.120	1-1/64	.100	3/64	5/64
0941	8-32	.312	.139	1-7/16	1/4	.142	.120	1-5/64	.100	3/64	5/64
0942	8-32	.312	.139	1-1/2	1/4	.142	.120	1-9/64	.100	3/64	5/64
0943	10-24	.363	.162	1/2	1/4	.164	.130	1/8	.116	1/16	3/32
0944	10-24	.363	.162	9/16	1/4	.164	.130	3/16	.116	1/16	3/32
0945	10-24	.363	.162	5/8	1/4	.164	.130	1/4	.116	1/16	3/32
0946	10-24	.363	.162	11/16	1/4	.164	.130	5/16	.116	1/16	3/32
0947	10-24	.363	.162	3/4	1/4	.164	.130	3/8	.116	1/16	3/32
0948	10-24	.363	.162	13/16	1/4	.164	.130	7/16	.116	1/16	3/32
0949	10-24	.363	.162	7/8	1/4	.164	.130	1/2	.116	1/16	3/32
0950	10-24	.363	.162	15/16	1/4	.164	.130	9/16	.116	1/16	3/32
0951	10-24	.363	.162	1"	1/4	.164	.130	5/8	.116	1/16	3/32
0952	10-24	.363	.162	1-1/16	1/4	.164	.130	11/16	.116	1/16	3/32
0953	10-24	.363	.162	1-1/8	1/4	.164	.130	3/4	.116	1/16	3/32
0954	10-24	.363	.162	1-3/16	1/4	.164	.130	13/16	.116	1/16	3/32
0955	10-24	.363	.162	1-1/4	1/4	.164	.130	7/8	.116	1/16	3/32
0956	10-24	.363	.162	1-5/16	1/4	.164	.130	15/16	.116	1/16	3/32
0957	10-24	.363	.162	1-3/8	1/4	.164	.130	1"	.116	1/16	3/32
0958	10-24	.363	.162	1-7/16	1/4	.164	.130	1-1/16	.116	1/16	3/32
0959	10-24	.363	.162	1-1/2	1/4	.164	.130	1-1/8	.116	1/16	3/32
0960	10-24	.363	.162	1-9/16	1/4	.164	.130	1-3/16	.116	1/16	3/32
0961	10-24	.363	.162	1-5/8	1/4	.164	.130	1-1/4	.116	1/16	3/32

CAPTIVE PANEL SCREW — STYLE 5

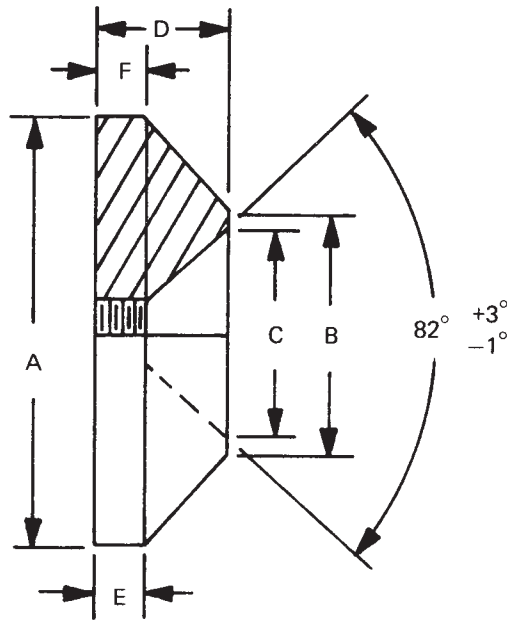


See page 11 for ordering code
 See page 9 for finish codes
 For non-standard parts contact Sales Office

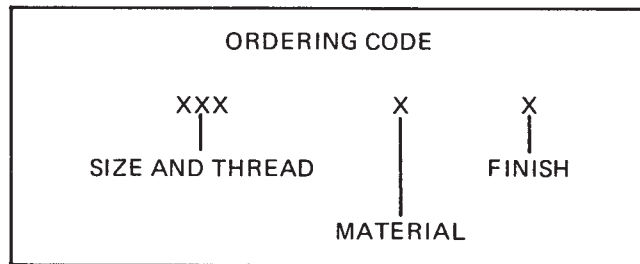
Available with thread locking products, see page vii

PART NO.	THD.	H.D. ±.015	H.L. ±.010	L. ±.015	T.L. ±.015	P.L. ±.015	S.D. ±.005	S.L. REF.	W.L. +.020 -.000	W. +.005 -.000	D. +.000 -.010
0962	10-24	.363	.162	1-11/16	1/4	.164	.130	1-5/16	.116	1/16	3/32
0963	10-24	.363	.162	1-3/4	1/4	.164	.130	1-3/8	.116	1/16	3/32
0964	10-24	.363	.162	1-13/16	1/4	.164	.130	1-7/16	.116	1/16	3/32
0965	10-24	.363	.162	1-7/8	1/4	.164	.130	1-1/2	.116	1/16	3/32
0966	10-24	.363	.162	1-15/16	1/4	.164	.130	1-9/16	.116	1/16	3/32
0967	10-24	.363	.162	2"	1/4	.164	.130	1-5/8	.116	1/16	3/32
0968	10-32	.363	.162	1/2	1/4	.164	.130	1/8	.116	1/16	3/32
0969	10-32	.363	.162	9/16	1/4	.164	.130	3/16	.116	1/16	3/32
0970	10-32	.363	.162	5/8	1/4	.164	.130	1/4	.116	1/16	3/32
0971	10-32	.363	.162	11/16	1/4	.164	.130	5/16	.116	1/16	3/32
0972	10-32	.363	.162	3/4	1/4	.164	.130	3/8	.116	1/16	3/32
0973	10-32	.363	.162	13/16	1/4	.164	.130	7/16	.116	1/16	3/32
0974	10-32	.363	.162	7/8	1/4	.164	.130	1/2	.116	1/16	3/32
0975	10-32	.363	.162	15/16	1/4	.164	.130	9/16	.116	1/16	3/32
0976	10-32	.363	.162	1"	1/4	.164	.130	5/8	.116	1/16	3/32
0977	10-32	.363	.162	1-1/16	1/4	.164	.130	11/16	.116	1/16	3/32
0978	10-32	.363	.162	1-1/8	1/4	.164	.130	3/4	.116	1/16	3/32
0979	10-32	.363	.162	1-3/16	1/4	.164	.130	13/16	.116	1/16	3/32
0980	10-32	.363	.162	1-1/4	1/4	.164	.130	7/8	.116	1/16	3/32
0981	10-32	.363	.162	1-5/16	1/4	.164	.130	15/16	.116	1/16	3/32
0982	10-32	.363	.162	1-3/8	1/4	.164	.130	1"	.116	1/16	3/32
0983	10-32	.363	.162	1-7/16	1/4	.164	.130	1-1/16	.116	1/16	3/32
0984	10-32	.363	.162	1-1/2	1/4	.164	.130	1-1/8	.116	1/16	3/32
0985	10-32	.363	.162	1-9/16	1/4	.164	.130	1-3/16	.116	1/16	3/32
0986	10-32	.363	.162	1-5/8	1/4	.164	.130	1-1/4	.116	1/16	3/32
0987	10-32	.363	.162	1-11/16	1/4	.164	.130	1-5/16	.116	1/16	3/32
0988	10-32	.363	.162	1-3/4	1/4	.164	.130	1-3/8	.116	1/16	3/32
0989	10-32	.363	.162	1-13/16	1/4	.164	.130	1-7/16	.116	1/16	3/32
0990	10-32	.363	.162	1-7/8	1/4	.164	.130	1-1/2	.116	1/16	3/32
0991	10-32	.363	.162	1-15/16	1/4	.164	.130	1-9/16	.116	1/16	3/32
0992	10-32	.363	.162	2"	1/4	.164	.130	1-5/8	.116	1/16	3/32

PANEL SCREW WASHER FOR PANEL SCREW – STYLE 5



See page 9 for finish codes
For non-standard parts contact Sales Office

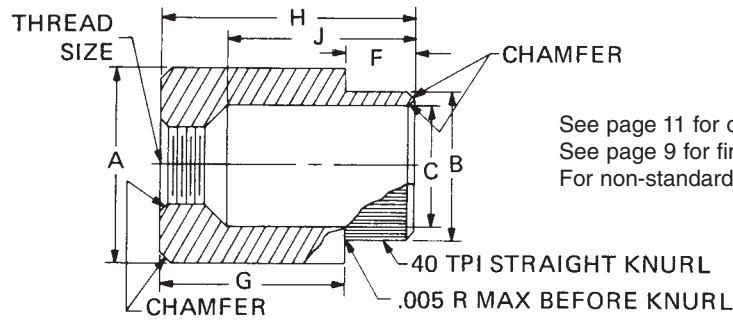


MATERIAL	CODE	RoHS
Aluminum	AL	YES
Brass	B	YES
Stainless Steel	SS	YES
Steel	S	YES
Nylon	N	YES

PART NO.	THREAD SIZE	A ±.005	B ±.005	C ±.005	D +.000 -.010	E ±.005	F ±.012
0993	4-40	3/8	.265	.234	.156	1/64	.062
0994	6-32	7/16	.328	.296	.171	1/32	.078
0995	8-32	9/16	.375	.343	.203	1/32	.078
0996	10-24	5/8	.421	.390	.218	1/32	.078
0997	10-32	5/8	.421	.390	.218	1/32	.078

PANEL SCREW RETAINER – STYLE A

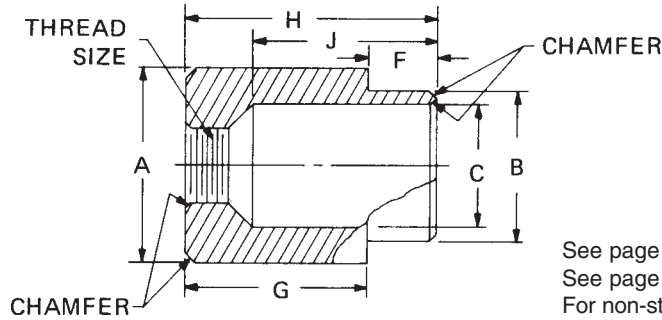
See page v for
installation information



See page 11 for ordering code
See page 9 for finish codes
For non-standard parts contact Sales Office

PART NO.	THREAD SIZE	PANEL THICKNESS	A ±.004	B ±.002	C +.004 -.001	F ±.005	G ±.005	H ±.010	J ±.005
1000-050	4-40	.048-.072	1/4	.198	.150	.050	.200	1/4	.164
1000-080	4-40	.074-.109	1/4	.198	.150	.080	.170	1/4	.164
1000-125	4-40	.119-.156	1/4	.198	.150	.125	.125	1/4	.164
1001-050	6-32	.048-.072	1/4	.198	.150	.050	.262	5/16	.210
1001-080	6-32	.074-.109	1/4	.198	.150	.080	.232	5/16	.210
1001-125	6-32	.119-.156	1/4	.198	.150	.125	.187	5/16	.210
1001-188	6-32	.188-	1/4	.198	.150	.188	.124	5/16	.210
1002-050	8-32	.048-.072	5/16	.228	.188	.050	.262	5/16	.208
1002-080	8-32	.074-.109	5/16	.228	.188	.080	.232	5/16	.208
1002-125	8-32	.119-.156	5/16	.228	.188	.125	.187	5/16	.208
1002-188	8-32	.188-	5/16	.228	.188	.188	.124	5/16	.208
1003-050	10-24	.048-.072	3/8	.280	.228	.050	.325	3/8	.236
1003-080	10-24	.074-.109	3/8	.280	.228	.080	.295	3/8	.236
1003-125	10-24	.119-.156	3/8	.280	.228	.125	.250	3/8	.236
1003-188	10-24	.188-	3/8	.280	.228	.188	.187	3/8	.236
1003-250	10-24	.250-	3/8	.280	.228	.250	.125	3/8	.236
1004-050	10-32	.048-.072	3/8	.280	.228	.050	.325	3/8	.236
1004-080	10-32	.074-.109	3/8	.280	.228	.080	.295	3/8	.236
1004-125	10-32	.119-.156	3/8	.280	.228	.125	.250	3/8	.236
1004-188	10-32	.188-	3/8	.280	.228	.188	.187	3/8	.236
1004-250	10-32	.250-	3/8	.280	.228	.250	.125	3/8	.236
1005-050	1/4-20	.048-.072	1/2	.366	.295	.050	.387	7/16	.292
1005-080	1/4-20	.074-.109	1/2	.366	.295	.080	.357	7/16	.292
1005-125	1/4-20	.119-.156	1/2	.366	.295	.125	.312	7/16	.292
1005-188	1/4-20	.188-	1/2	.366	.295	.188	.249	7/16	.292
1005-250	1/4-20	.250	1/2	.366	.295	.250	.187	7/16	.292
1006-050	1/4-28	.048-.072	1/2	.366	.295	.050	.387	7/16	.292
1006-080	1/4-28	.074-.109	1/2	.366	.295	.080	.357	7/16	.292
1006-125	1/4-28	.119-.156	1/2	.366	.295	.125	.312	7/16	.292
1006-188	1/4-28	.188-	1/2	.366	.295	.188	.249	7/16	.292
1006-250	1/4-28	.250-	1/2	.366	.295	.250	.187	7/16	.292
1007-050	5/16-18	.048-.072	5/8	.414	.347	.050	.450	1/2	.358
1007-080	5/16-18	.074-.109	5/8	.414	.347	.080	.420	1/2	.358
1007-125	5/16-18	.119-.156	5/8	.414	.347	.125	.375	1/2	.358
1007-188	5/16-18	.188-	5/8	.414	.347	.188	.312	1/2	.358
1007-250	5/16-18	.250-	5/8	.414	.347	.250	.250	1/2	.358
1008-080	3/8-16	.074-.109	3/4	.479	.406	.080	.482	9/16	.418
1008-125	3/8-16	.119-.156	3/4	.479	.406	.125	.437	9/16	.418
1008-188	3/8-16	.188-	3/4	.479	.406	.188	.374	9/16	.418
1008-250	3/8-16	.250-	3/4	.479	.406	.250	.312	9/16	.418

PANEL SCREW RETAINER – STYLE B

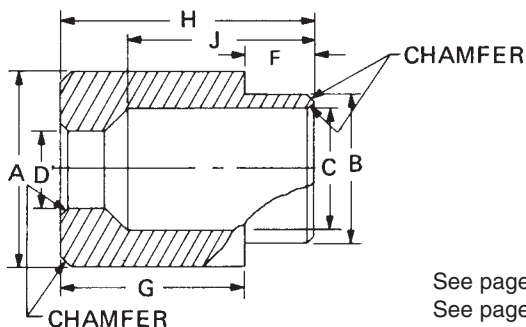


See page v for
installation information

See page 11 for ordering code
See page 9 for finish codes
For non-standard parts contact Sales Office

PART NO.	THREAD SIZE	PANEL THICKNESS	A ±.004	B +.000 -.003	C +.004 -.001	F ±.005	G ±.005	H ±.010	J ±.005
1009-062	4-40	.052-.067	9/32	.250	.210	.062	.312	3/8	.263
1009-093	4-40	.084-.099	9/32	.250	.210	.093	.281	3/8	.263
1009-125	4-40	.109-.140	9/32	.250	.210	.125	.250	3/8	.263
1009-187	4-40	.171-.203	9/32	.250	.210	.187	.187	3/8	.263
1010-062	6-32	.052-.067	9/32	.250	.210	.062	.312	3/8	.265
1010-093	6-32	.084-.099	9/32	.250	.210	.093	.281	3/8	.265
1010-125	6-32	.109-.140	9/32	.250	.210	.125	.250	3/8	.265
1010-187	6-32	.171-.203	9/32	.250	.210	.187	.187	3/8	.265
1010-250	6-32	.234-.265	9/32	.250	.210	.250	.125	3/8	.265
1011-062	8-32	.052-.067	17/32	.433	.386	.062	.500	9/16	.388
1011-093	8-32	.084-.099	17/32	.433	.386	.093	.468	9/16	.388
1011-125	8-32	.109-.140	17/32	.433	.386	.125	.437	9/16	.388
1011-187	8-32	.171-.203	17/32	.433	.386	.187	.375	9/16	.388
1011-250	8-32	.234-.265	17/32	.433	.386	.250	.312	9/16	.388
1012-062	10-24	.052-.067	17/32	.433	.386	.062	.500	9/16	.395
1012-093	10-24	.084-.099	17/32	.433	.386	.093	.468	9/16	.395
1012-125	10-24	.109-.140	17/32	.433	.386	.125	.437	9/16	.395
1012-187	10-24	.171-.203	17/32	.433	.386	.187	.375	9/16	.395
1012-250	10-24	.234-.265	17/32	.433	.386	.250	.312	9/16	.395
1013-062	10-32	.052-.067	17/32	.433	.386	.062	.500	9/16	.395
1013-093	10-32	.084-.099	17/32	.433	.386	.093	.468	9/16	.395
1013-125	10-32	.109-.140	17/32	.433	.386	.125	.437	9/16	.395
1013-187	10-32	.171-.203	17/32	.433	.386	.187	.375	9/16	.395
1013-250	10-32	.234-.265	17/32	.433	.386	.250	.312	9/16	.395
1014-062	12-24	.052-.067	17/32	.433	.386	.062	.500	9/16	.396
1014-093	12-24	.084-.099	17/32	.433	.386	.093	.468	9/16	.396
1014-125	12-24	.109-.140	17/32	.433	.386	.125	.437	9/16	.396
1014-187	12-24	.171-.203	17/32	.433	.386	.187	.375	9/16	.396
1014-250	12-24	.234-.265	17/32	.433	.386	.250	.312	9/16	.396
1015-062	1/4-20	.052-.067	17/32	.433	.386	.062	.500	9/16	.403
1015-093	1/4-20	.084-.099	17/32	.433	.386	.093	.468	9/16	.403
1015-125	1/4-20	.109-.140	17/32	.433	.386	.125	.437	9/16	.403
1015-187	1/4-20	.171-.203	17/32	.433	.386	.187	.375	9/16	.403
1015-250	1/4-20	.234-.265	17/32	.433	.386	.250	.312	9/16	.403
1016-062	1/4-28	.052-.067	17/32	.433	.386	.062	.500	9/16	.403
1016-093	1/4-28	.084-.099	17/32	.433	.386	.093	.468	9/16	.403
1016-125	1/4-28	.109-.140	17/32	.433	.386	.125	.437	9/16	.403
1016-187	1/4-28	.171-.203	17/32	.433	.386	.187	.375	9/16	.403
1016-250	1/4-28	.234-.265	17/32	.433	.386	.250	.312	9/16	.403

PANEL SCREW RETAINER – STYLE C

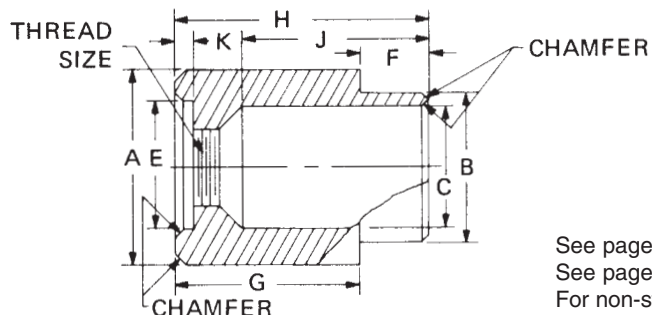


See page v for
installation information

See page 11 for ordering code
See page 9 for finish codes
For non-standard parts contact Sales Office

PART NO.	THREAD SIZE	PANEL THICKNESS	A ±.004	B +.000 -.003	C +.004 -.001	D +.004 -.001	F ±.005	G ±.005	H ±.010	J ±.005
1017-062	4-40	.052-.067	9/32	.250	.210	.125	.062	.312	3/8	.299
1017-093	4-40	.084-.099	9/32	.250	.210	.125	.093	.281	3/8	.299
1017-125	4-40	.109-.140	9/32	.250	.210	.125	.125	.250	3/8	.299
1017-187	4-40	.171-.203	9/32	.250	.210	.125	.187	.187	3/8	.299
1018-062	6-32	.052-.067	9/32	.250	.210	.152	.062	.312	3/8	.304
1018-093	6-32	.084-.099	9/32	.250	.210	.152	.093	.281	3/8	.304
1018-125	6-32	.109-.140	9/32	.250	.210	.152	.125	.250	3/8	.304
1018-187	6-32	.171-.203	9/32	.250	.210	.152	.187	.187	3/8	.304
1019-062	8-32	.052-.067	17/32	.433	.386	.177	.062	.500	9/16	.447
1019-093	8-32	.084-.099	17/32	.433	.386	.177	.093	.468	9/16	.447
1019-125	8-32	.109-.140	17/32	.433	.386	.177	.125	.437	9/16	.447
1019-187	8-32	.171-.203	17/32	.433	.386	.177	.187	.375	9/16	.447
1019-250	8-32	.234-.265	17/32	.433	.386	.177	.250	.312	9/16	.447
1020-062	10-24	.052-.067	17/32	.433	.386	.203	.062	.500	9/16	.464
1020-093	10-24	.084-.099	17/32	.433	.386	.203	.093	.468	9/16	.464
1020-125	10-24	.109-.140	17/32	.433	.386	.203	.125	.437	9/16	.464
1020-187	10-24	.171-.203	17/32	.433	.386	.203	.187	.375	9/16	.464
1020-250	10-24	.234-.265	17/32	.433	.386	.203	.250	.312	9/16	.464
1021-062	10-32	.052-.067	17/32	.433	.386	.203	.062	.500	9/16	.464
1021-093	10-32	.084-.099	17/32	.433	.386	.203	.093	.468	9/16	.464
1021-125	10-32	.109-.140	17/32	.433	.386	.203	.125	.437	9/16	.464
1021-187	10-32	.171-.203	17/32	.433	.386	.203	.187	.375	9/16	.464
1021-250	10-32	.234-.265	17/32	.433	.386	.203	.250	.312	9/16	.464
1022-062	12-24	.052-.067	17/32	.433	.386	.228	.062	.500	9/16	.459
1022-093	12-24	.084-.099	17/32	.433	.386	.228	.093	.468	9/16	.459
1022-125	12-24	.109-.140	17/32	.433	.386	.228	.125	.437	9/16	.459
1022-187	12-24	.171-.203	17/32	.433	.386	.228	.187	.375	9/16	.459
1022-250	12-24	.234-.265	17/32	.433	.386	.228	.250	.312	9/16	.459
1023-062	1/4-20	.052-.067	17/32	.433	.386	.257	.062	.500	9/16	.475
1023-093	1/4-20	.084-.099	17/32	.433	.386	.257	.093	.468	9/16	.475
1023-125	1/4-20	.109-.140	17/32	.433	.386	.257	.125	.437	9/16	.475
1023-187	1/4-20	.171-.203	17/32	.433	.386	.257	.187	.375	9/16	.475
1023-250	1/4-20	.234-.265	17/32	.433	.386	.257	.250	.312	9/16	.475
1024-062	1/4-28	.052-.067	17/32	.433	.386	.257	.062	.500	3/16	.475
1024-093	1/4-28	.084-.099	17/32	.433	.386	.257	.093	.468	9/16	.475
1024-125	1/4-28	.109-.140	17/32	.433	.386	.257	.125	.437	9/16	.475
1024-187	1/4-28	.171-.203	17/32	.433	.386	.257	.187	.375	9/16	.475
1024-250	1/4-28	.234-.265	17/32	.433	.386	.257	.250	.312	9/16	.475

PANEL SCREW RETAINER – STYLE D

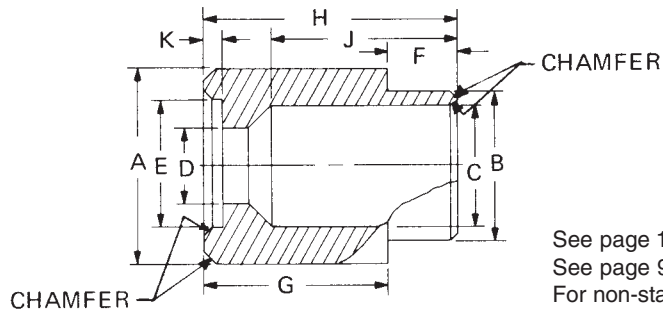


See page v for installation information

See page 11 for ordering code
See page 9 for finish codes
For non-standard parts contact Sales Office

PART NO.	THREAD SIZE	PANEL THICKNESS	A ±.004	B +.000 -.003	C +.004 -.001	E +.005 -.000	F ±.005	G ±.005	H ±.010	J ±.005	K +.010 -.000
1025-062	4-40	.052-.067	9/32	.250	.210	.192	.062	.375	7/16	.263	.078
1025-093	4-40	.084-.099	9/32	.250	.210	.192	.093	.344	7/16	.263	.078
1025-125	4-40	.109-.140	9/32	.250	.210	.192	.125	.312	7/16	.263	.078
1025-187	4-40	.171-.203	9/32	.250	.210	.192	.187	.250	7/16	.263	.078
1025-250	4-40	.234-.265	9/32	.250	.210	.192	.250	.187	7/16	.263	.078
1026-062	6-32	.052-.067	9/32	.250	.210	.192	.062	.375	7/16	.266	.078
1026-093	6-32	.084-.099	9/32	.250	.210	.192	.093	.344	7/16	.266	.078
1026-125	6-32	.109-.140	9/32	.250	.210	.192	.125	.312	7/16	.266	.078
1026-187	6-32	.171-.203	9/32	.250	.210	.192	.187	.250	7/16	.266	.078
1026-250	6-32	.234-.265	9/32	.250	.210	.192	.250	.187	7/16	.266	.078
1027-062	8-32	.052-.067	17/32	.433	.386	.312	.062	.562	5/8	.388	.093
1027-093	8-32	.084-.099	17/32	.433	.386	.312	.093	.532	5/8	.388	.093
1027-125	8-32	.109-.140	17/32	.433	.386	.312	.125	.500	5/8	.388	.093
1027-187	8-32	.171-.203	17/32	.433	.386	.312	.187	.437	5/8	.388	.093
1027-250	8-32	.234-.265	17/32	.433	.386	.312	.250	.375	5/8	.388	.093
1028-062	10-24	.052-.067	17/32	.433	.386	.312	.062	.562	5/8	.393	.093
1028-093	10-24	.084-.099	17/32	.433	.386	.312	.093	.532	5/8	.393	.093
1028-125	10-24	.109-.140	17/32	.433	.386	.312	.125	.500	5/8	.393	.093
1028-187	10-24	.171-.203	17/32	.433	.386	.312	.187	.437	5/8	.393	.093
1028-250	10-24	.234-.265	17/32	.433	.386	.312	.250	.375	5/8	.393	.093
1029-062	10-32	.052-.067	17/32	.433	.386	.312	.062	.562	5/8	.393	.093
1029-093	10-32	.084-.099	17/32	.433	.386	.312	.093	.532	5/8	.393	.093
1029-125	10-32	.109-.140	17/32	.433	.386	.312	.125	.500	5/8	.393	.093
1029-187	10-32	.171-.203	17/32	.433	.386	.312	.187	.437	5/8	.393	.093
1029-250	10-32	.234-.265	17/32	.433	.386	.312	.250	.375	5/8	.393	.093
1030-062	12-24	.052-.067	17/32	.433	.386	.312	.062	.562	5/8	.397	.093
1030-093	12-24	.084-.099	17/32	.433	.386	.312	.093	.532	5/8	.397	.093
1030-125	12-24	.109-.140	17/32	.433	.386	.312	.125	.500	5/8	.397	.093
1030-187	12-24	.171-.203	17/32	.433	.386	.312	.187	.437	5/8	.397	.093
1030-250	12-24	.234-.265	17/32	.433	.386	.312	.250	.375	5/8	.397	.093
1031-062	1/4-20	.052-.067	17/32	.433	.386	.312	.062	.562	5/8	.405	.093
1031-093	1/4-20	.084-.099	17/32	.433	.386	.312	.093	.532	5/8	.405	.093
1031-125	1/4-20	.109-.140	17/32	.433	.386	.312	.125	.500	5/8	.405	.093
1031-187	1/4-20	.171-.203	17/32	.433	.386	.312	.187	.437	5/8	.405	.093
1031-250	1/4-20	.234-.265	17/32	.433	.386	.312	.250	.375	5/8	.405	.093
1032-062	1/4-28	.052-.067	17/32	.433	.386	.312	.062	.562	5/8	.405	.093
1032-093	1/4-28	.084-.099	17/32	.433	.386	.312	.093	.532	5/8	.405	.093
1032-125	1/4-28	.109-.140	17/32	.433	.386	.312	.125	.500	5/8	.405	.093
1032-187	1/4-28	.171-.203	17/32	.433	.386	.312	.187	.437	5/8	.405	.093
1032-250	1/4-28	.234-.265	17/32	.433	.386	.312	.250	.375	5/8	.405	.093

PANEL SCREW RETAINER – STYLE E

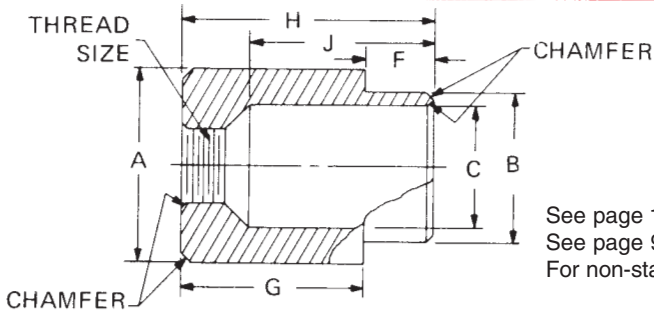


See page v for
installation information

See page 11 for ordering code
See page 9 for finish codes
For non-standard parts contact Sales Office

PART NO.	THREAD SIZE	PANEL THICKNESS	A ±.004	B +.000 -.003	C +.004 -.001	D +.004 -.001	E +.005 -.000	F ±.005	G ±.005	H ±.010	J ±.005	K +.010 -.000
1033-062	4-40	.052-.067	9/32	.250	.210	.125	.192	.062	.375	7/16	.299	.078
1033-093	4-40	.084-.099	9/32	.250	.210	.125	.192	.093	.344	7/16	.299	.078
1033-125	4-40	.109-.140	9/32	.250	.210	.125	.192	.125	.312	7/16	.299	.078
1033-187	4-40	.171-.203	9/32	.250	.210	.125	.192	.187	.250	7/16	.299	.078
1033-250	4-40	.234-.265	9/32	.250	.210	.125	.192	.250	.187	7/16	.299	.078
1034-062	6-32	.052-.067	9/32	.250	.210	.150	.192	.062	.375	7/16	.305	.078
1034-093	6-32	.084-.099	9/32	.250	.210	.150	.192	.093	.344	7/16	.305	.078
1034-125	6-32	.109-.140	9/32	.250	.210	.150	.192	.125	.312	7/16	.305	.078
1034-187	6-32	.171-.203	9/32	.250	.210	.150	.192	.187	.250	7/16	.305	.078
1034-250	6-32	.234-.265	9/32	.250	.210	.150	.192	.250	.187	7/16	.305	.078
1035-062	8-32	.052-.067	17/32	.433	.386	.175	.312	.062	.562	5/8	.427	.093
1035-093	8-32	.084-.099	17/32	.433	.386	.175	.312	.093	.532	5/8	.427	.093
1035-125	8-32	.109-.140	17/32	.433	.386	.175	.312	.125	.500	5/8	.427	.093
1035-187	8-32	.171-.203	17/32	.433	.386	.175	.312	.187	.437	5/8	.427	.093
1035-250	8-32	.234-.265	17/32	.433	.386	.175	.312	.250	.375	5/8	.427	.093
1036-062	10-24	.052-.067	17/32	.433	.386	.203	.312	.062	.562	5/8	.432	.093
1036-093	10-24	.084-.099	17/32	.433	.386	.203	.312	.093	.532	5/8	.432	.093
1036-125	10-24	.109-.140	17/32	.433	.386	.203	.312	.125	.500	5/8	.432	.093
1036-187	10-24	.171-.203	17/32	.433	.386	.203	.312	.187	.437	5/8	.432	.093
1036-250	10-24	.234-.265	17/32	.433	.386	.203	.312	.250	.375	5/8	.432	.093
1037-062	10-32	.052-.067	17/32	.433	.386	.203	.312	.062	.562	5/8	.432	.093
1037-093	10-32	.084-.099	17/32	.433	.386	.203	.312	.093	.532	5/8	.432	.093
1037-125	10-32	.109-.140	17/32	.433	.386	.203	.312	.125	.500	5/8	.432	.093
1037-187	10-32	.171-.203	17/32	.433	.386	.203	.312	.187	.437	5/8	.432	.093
1037-250	10-32	.234-.265	17/32	.433	.386	.203	.312	.250	.375	5/8	.432	.093
1038-062	12-24	.052-.067	17/32	.433	.386	.228	.312	.062	.562	5/8	.438	.093
1038-093	12-24	.084-.099	17/32	.433	.386	.228	.312	.093	.532	5/8	.438	.093
1038-125	12-24	.109-.140	17/32	.433	.386	.228	.312	.125	.500	5/8	.438	.093
1038-187	12-24	.171-.203	17/32	.433	.386	.228	.312	.187	.437	5/8	.438	.093
1038-250	12-24	.234-.265	17/32	.433	.386	.228	.312	.250	.375	5/8	.438	.093
1039-062	1/4-20	.052-.067	17/32	.433	.386	.257	.312	.062	.562	5/8	.445	.093
1039-093	1/4-20	.084-.099	17/32	.433	.386	.257	.312	.093	.532	5/8	.445	.093
1039-125	1/4-20	.109-.140	17/32	.433	.386	.257	.312	.125	.500	5/8	.445	.093
1039-187	1/4-20	.171-.203	17/32	.433	.386	.257	.312	.187	.437	5/8	.445	.093
1039-250	1/4-20	.234-.265	17/32	.433	.386	.257	.312	.250	.375	5/8	.445	.093
1040-062	1/4-28	.052-.067	17/32	.433	.386	.257	.312	.062	.562	5/8	.445	.093
1040-093	1/4-28	.084-.099	17/32	.433	.386	.257	.312	.093	.532	5/8	.445	.093
1040-125	1/4-28	.109-.140	17/32	.433	.386	.257	.312	.125	.500	5/8	.445	.093
1040-187	1/4-28	.171-.203	17/32	.433	.386	.257	.312	.187	.437	5/8	.445	.093
1040-250	1/4-28	.234-.265	17/32	.433	.386	.257	.312	.250	.375	5/8	.445	.093

PANEL SCREW RETAINER – STYLE F

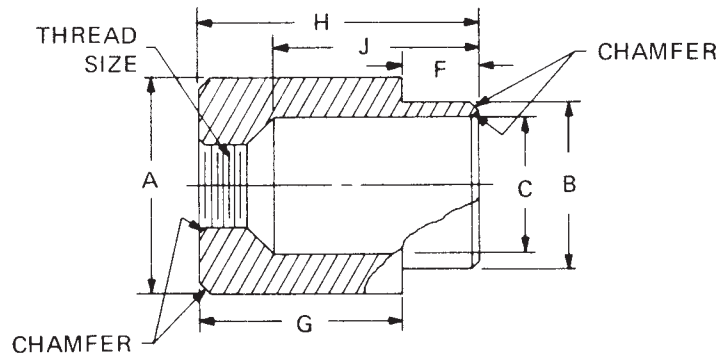


See page v for installation information

See page 11 for ordering code
See page 9 for finish codes
For non-standard parts contact Sales Office

PART NO.	THREAD SIZE	PANEL THICKNESS	A ±.004	B +.000 -.003	C +.004 -.001	F ±.005	G ±.005	H ±.010	J ±.005
1041-062	4-40	.052-.067	1/4	.188	.150	.062	.188	1/4	.161
1041-093	4-40	.084-.099	1/4	.188	.150	.093	.156	1/4	.161
1041-125	4-40	.109-.140	1/4	.188	.150	.125	.125	1/4	.161
1042-062	6-32	.052-.067	1/4	.188	.150	.062	.250	5/16	.210
1042-093	6-32	.084-.099	1/4	.188	.150	.093	.218	5/16	.210
1042-125	6-32	.109-.140	1/4	.188	.150	.125	.187	5/16	.210
1042-187	6-32	.171-.203	1/4	.188	.150	.187	.125	5/16	.210
1043-062	8-32	.052-.067	3/8	.218	.188	.062	.250	5/16	.210
1043-093	8-32	.084-.099	3/8	.218	.188	.093	.218	5/16	.210
1043-125	8-32	.109-.140	3/8	.218	.188	.125	.187	5/16	.210
1043-187	8-32	.171-.203	3/8	.218	.188	.187	.125	5/16	.210
1044-062	10-24	.052-.067	3/8	.270	.228	.062	.312	3/8	.236
1044-093	10-24	.084-.099	3/8	.270	.228	.093	.281	3/8	.236
1044-125	10-24	.109-.140	3/8	.270	.228	.125	.250	3/8	.236
1044-187	10-24	.171-.203	3/8	.270	.228	.187	.188	3/8	.236
1044-250	10-24	.234-.265	3/8	.270	.228	.250	.125	3/8	.236
1045-062	10-32	.052-.067	3/8	.270	.228	.062	.312	3/8	.236
1045-093	10-32	.084-.099	3/8	.270	.228	.093	.281	3/8	.236
1045-125	10-32	.109-.140	3/8	.270	.228	.125	.250	3/8	.236
1045-187	10-32	.171-.203	3/8	.270	.228	.187	.188	3/8	.236
1045-250	10-32	.234-.265	3/8	.270	.228	.250	.125	3/8	.236
1046-062	12-24	.052-.067	3/8	.270	.228	.062	.312	3/8	.239
1046-093	12-24	.084-.099	3/8	.270	.228	.093	.281	3/8	.239
1046-125	12-24	.109-.140	3/8	.270	.228	.125	.250	3/8	.239
1046-187	12-24	.171-.203	3/8	.270	.228	.187	.188	3/8	.239
1046-250	12-24	.234-.265	3/8	.270	.228	.250	.125	3/8	.239
1047-062	1/4-20	.052-.067	1/2	.356	.295	.062	.375	7/16	.295
1047-093	1/4-20	.084-.099	1/2	.356	.295	.093	.343	7/16	.295
1047-125	1/4-20	.109-.140	1/2	.356	.295	.125	.312	7/16	.295
1047-187	1/4-20	.171-.203	1/2	.356	.295	.187	.250	7/16	.295
1047-250	1/4-20	.234-.265	1/2	.356	.295	.250	.187	7/16	.295
1048-062	1/4-28	.052-.067	1/2	.356	.295	.062	.375	7/16	.295
1048-093	1/4-28	.084-.099	1/2	.356	.295	.093	.343	7/16	.295
1048-125	1/4-28	.109-.140	1/2	.356	.295	.125	.312	7/16	.295
1048-187	1/4-28	.171-.203	1/2	.356	.295	.187	.250	7/16	.295
1048-250	1/4-28	.234-.265	1/2	.356	.295	.250	.187	7/16	.295
1049-062	5/16-24	.052-.067	1/2	.404	.343	.062	.375	7/16	.297
1049-093	5/16-24	.084-.099	1/2	.404	.343	.093	.343	7/16	.297
1049-125	5/16-24	.109-.140	1/2	.404	.343	.125	.312	7/16	.297
1049-187	5/16-24	.171-.203	1/2	.404	.343	.187	.250	7/16	.297
1049-250	5/16-24	.234-.265	1/2	.404	.343	.250	.187	7/16	.297

PANEL SCREW RETAINER – STYLE G

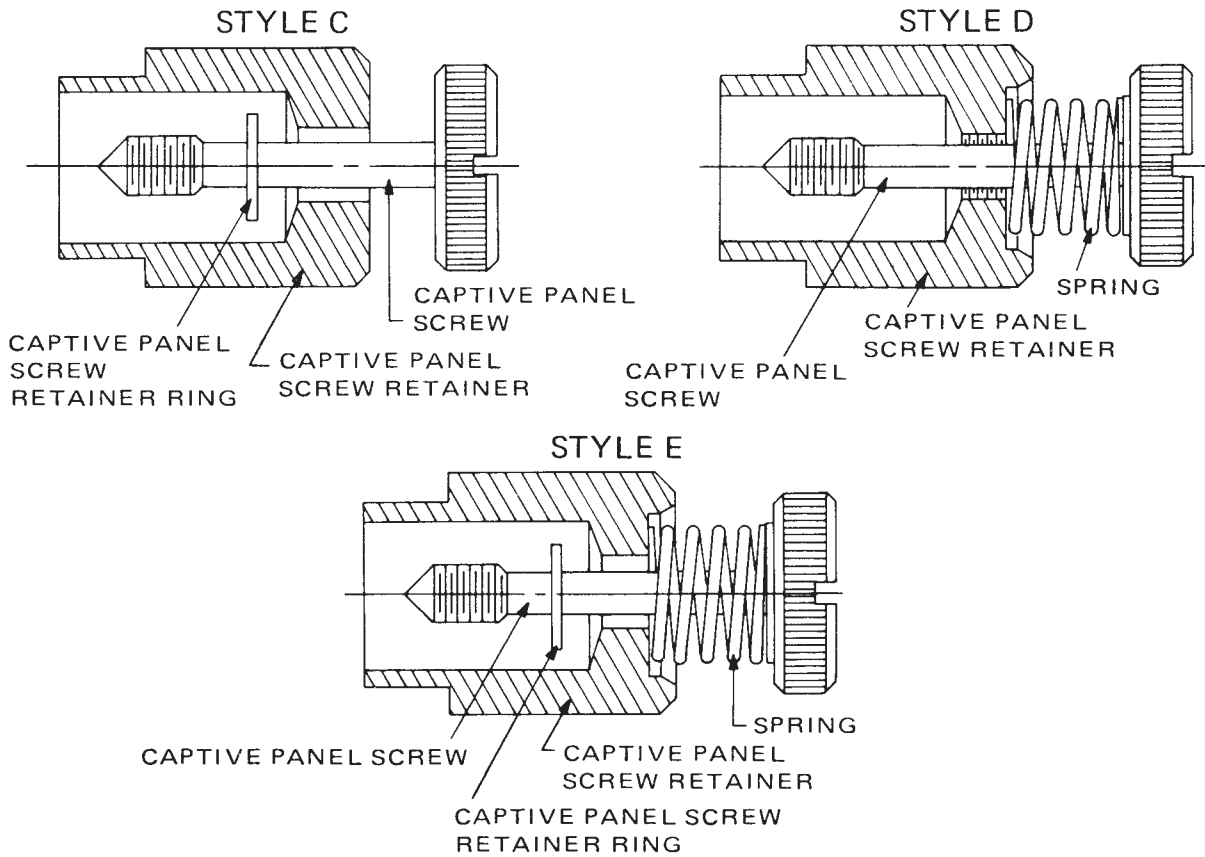


See page v for
installation information

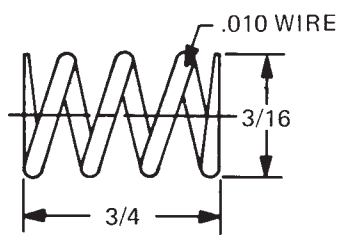
See page 11 for ordering code
See page 9 for finish codes
For non-standard parts contact Sales Office

PART NO.	THREAD SIZE	PANEL THICKNESS	A ±.004	B +.000 -.003	C +.004 -.001	F ±.005	G ±.005	H ±.010	J ±.005
1050-165	6-32	.109-.140	9/16	.406	.343	.165	.312	.477	.242
1050-230	6-32	.171-.203	9/16	.406	.343	.230	.312	.542	.307
1050-290	6-32	.234-.265	9/16	.406	.343	.290	.312	.602	.367
1051-165	8-32	.109-.140	9/16	.406	.343	.165	.312	.477	.248
1051-230	8-32	.171-.203	9/16	.406	.343	.230	.312	.542	.315
1051-290	8-32	.234-.265	9/16	.406	.343	.290	.312	.602	.373
1052-165	10-32	.109-.140	9/16	.406	.343	.165	.312	.477	.252
1052-230	10-32	.171-.203	9/16	.406	.343	.230	.312	.542	.318
1052-290	10-32	.234-.265	9/16	.406	.343	.290	.312	.602	.378
1053-165	12-24	.109-.140	9/16	.406	.343	.165	.312	.477	.256
1053-230	12-24	.171-.203	9/16	.406	.343	.230	.312	.542	.321
1053-290	12-24	.234-.265	9/16	.406	.343	.290	.312	.602	.381
1054-165	1/4-20	.109-.140	9/16	.406	.343	.165	.312	.477	.261
1054-230	1/4-20	.171-.203	9/16	.406	.343	.230	.312	.542	.326
1054-290	1/4-20	.234-.265	9/16	.406	.343	.290	.312	.602	.386

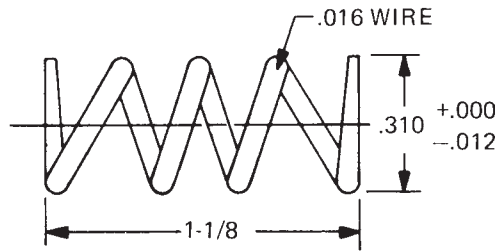
PANEL SCREW RETAINER – SPRINGS & WASHERS



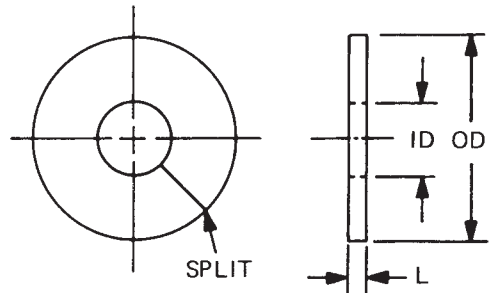
STAINLESS STEEL SPRINGS AND WASHERS



PART NO. 1055



PART NO. 1056

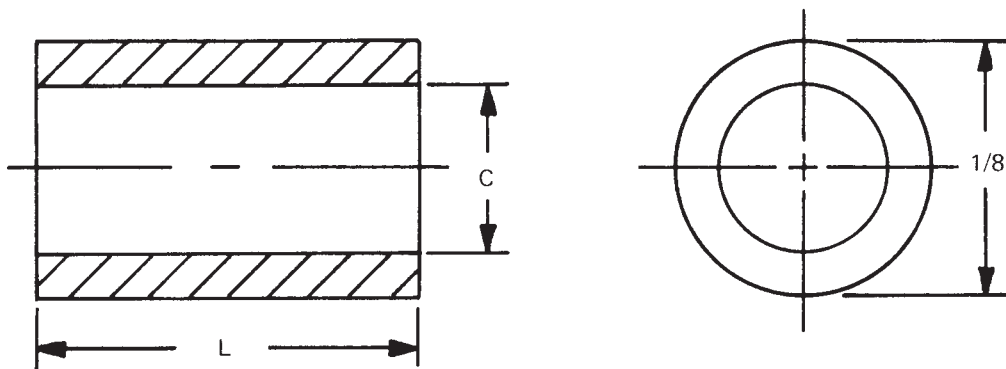


WASHER

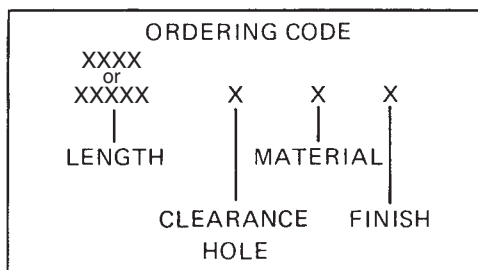
WASHER SIZES

PART NO.	THREAD SIZE	O.D. $\pm .003$	I.D. $\pm .003$	L. $\pm .003$	RoHS
1057	4-40	.171	.093	.010	YES
1058	6-32	.171	.112	.010	YES
1059	8-32	.312	.146	.012	YES
1060	10-24	.312	.166	.012	YES
1061	10-32	.312	.166	.012	YES
1062	12-24	.312	.190	.012	YES
1063	1/4-20	.312	.204	.012	YES
1064	1/4-28	.312	.214	.012	YES

1/8 ROUND SPACERS



See page 9 for finish codes
For non-standard parts contact Sales Office

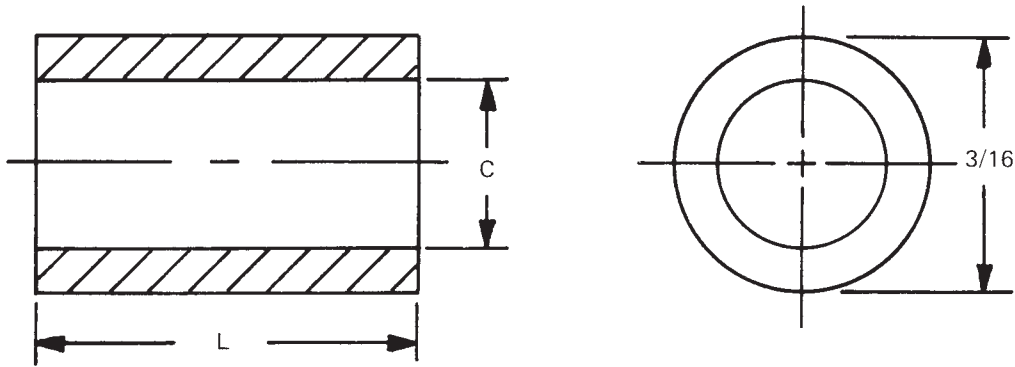


LENGTH	PART NO.
3/32	1100A
1/8	1100
5/32	1100T
3/16	1101
7/32	1101T
1/4	1102
9/32	1102T
5/16	1103
11/32	1103T
3/8	1104
13/32	1104T
7/16	1105
15/32	1105T
1/2	1106

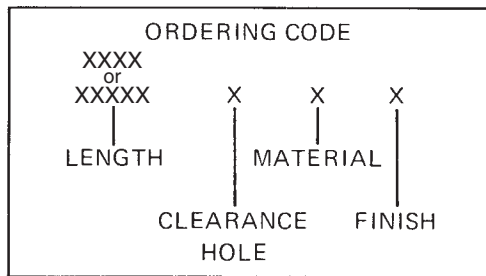
HOLE CLEARANCE CODE	
+ .010 - .000	CODE
.064	0
.090	2

MATERIAL	CODE	RoHS
Aluminum	AL	YES
Brass	B	YES
Stainless Steel	SS	YES
Steel	S	YES
Nylon	N	YES

3/16 ROUND SPACERS



See page 9 for finish codes
For non-standard parts contact Sales Office



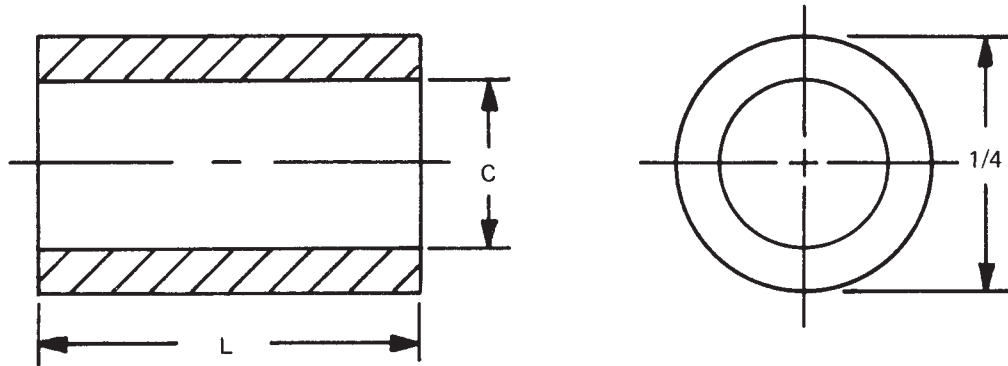
LENGTH	PART NO.
3/32	1107A
1/8	1107
5/32	1107T
3/16	1108
7/32	1108T
1/4	1109
9/32	1109T
5/16	1110
11/32	1110T
3/8	1111
13/32	1111T
7/16	1112
15/32	1112T
1/2	1113
17/32	1113T

LENGTH	PART NO.
9/16	1114
19/32	1114T
5/8	1115
21/32	1115T
11/16	1116
23/32	1116T
3/4	1117
25/32	1117T
13/16	1118
27/32	1118T
7/8	1119
29/32	1119T
15/16	1120
31/32	1120T
1"	1121

HOLE CLEARANCE CODE	
+ .010	CODE
-.000	
.090	2
.115	4

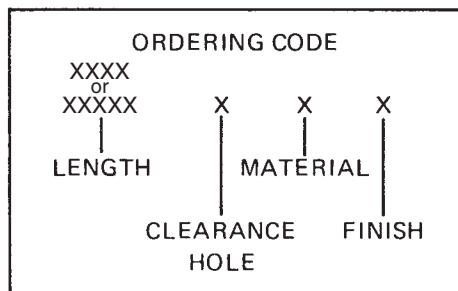
MATERIAL	CODE	RoHS
Aluminum	AL	YES
Brass	B	YES
Stainless Steel	SS	YES
Steel	S	YES
Nylon	N	YES
Phenolic	PH	YES

1/4 ROUND SPACERS



See page 9 for finish codes
For non-standard parts contact Sales Office

LENGTH	PART NO.
3/32	1122A
1/8	1122
5/32	1122T
3/16	1123
7/32	1123T
1/4	1124
9/32	1124T
5/16	1125
11/32	1125T
3/8	1126
13/32	1126T
7/16	1127
15/32	1127T
1/2	1128
17/32	1128T
9/16	1129
19/32	1129T
5/8	1130
21/32	1130T
11/16	1131
23/32	1131T
3/4	1132
25/32	1132T
13/16	1133
27/32	1133T
7/8	1134
29/32	1134T
15/16	1135
31/32	1135T
1"	1136

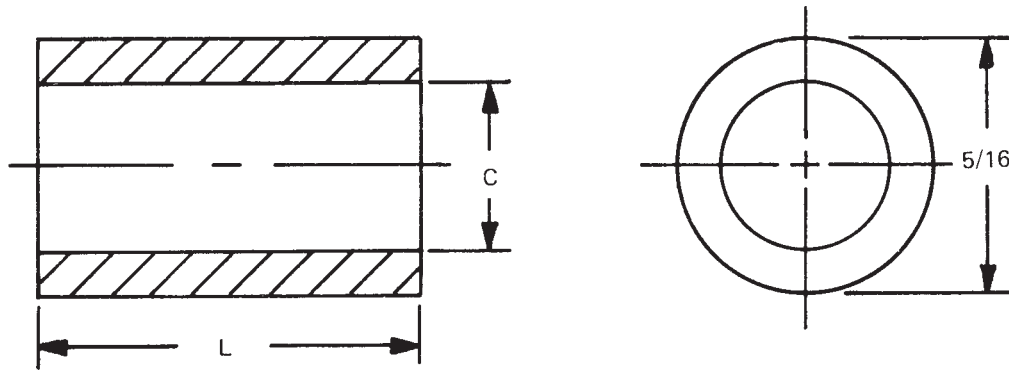


LENGTH	PART NO.
1-1/16	1137
1-1/8	1138
1-3/16	1139
1-1/4	1140
1-5/16	1141
1-3/8	1142
1-7/16	1143
1-1/2	1144
1-9/16	1145
1-5/8	1146
1-11/16	1147
1-3/4	1148
1-13/16	1149
1-7/8	1150
1-15/16	1151
2"	1152

HOLE CLEARANCE CODE	
+ .010 - .000	CODE
.090	2
.115	4
.140	6
.166	8

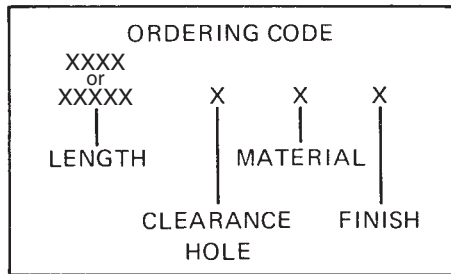
MATERIAL	CODE	RoHS
Aluminum	AL	YES
Brass	B	YES
Stainless Steel	SS	YES
Steel	S	YES
Nylon	N	YES
Phenolic	PH	YES

5/16 ROUND SPACERS



See page 9 for finish codes
For non-standard parts contact Sales Office

LENGTH	PART NO.
3/32	1153A
1/8	1153
5/32	1153T
3/16	1154
7/32	1154T
1/4	1155
9/32	1155T
5/16	1156
11/32	1156T
3/8	1157
13/32	1157T
7/16	1158
15/32	1158T
1/2	1159
17/32	1159T
9/16	1160
19/32	1160T
5/8	1161
21/32	1161T
11/16	1162
23/32	1162T
3/4	1163
25/32	1163T
13/16	1164
27/32	1164T
7/8	1165
29/32	1165T
15/16	1166
31/32	1166T
1"	1167

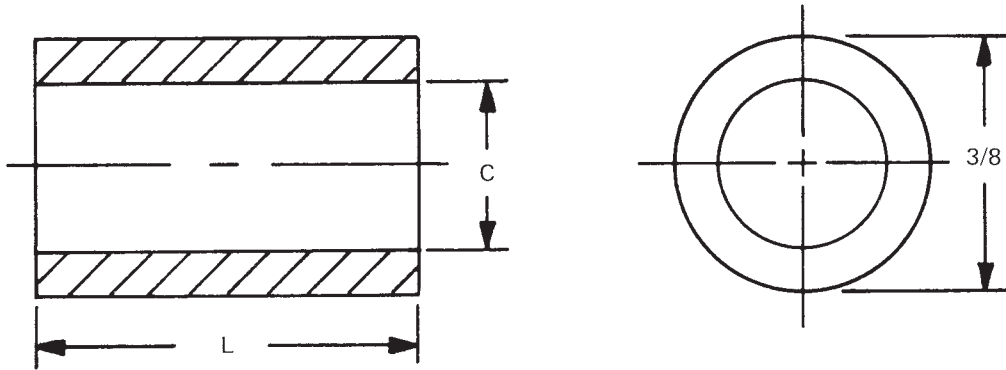


LENGTH	PART NO.
1-1/16	1168
1-1/8	1169
1-3/16	1170
1-1/4	1171
1-5/16	1172
1-3/8	1173
1-7/16	1174
1-1/2	1175
1-9/16	1176
1-5/8	1177
1-11/16	1178
1-3/4	1179
1-13/16	1180
1-7/8	1181
1-15/16	1182
2"	1183

HOLE CLEARANCE CODE	
+ .010 - .000	CODE
.115	4
.140	6
.166	8
.192	10

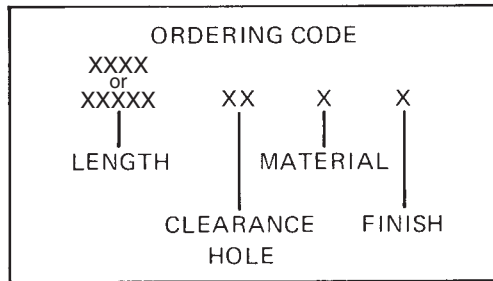
MATERIAL	CODE	RoHS
Aluminum	AL	YES
Brass	B	YES
Stainless Steel	SS	YES
Steel	S	YES
Nylon	N	YES
Phenolic	PH	YES

3/8 ROUND SPACERS



See page 9 for finish codes
For non-standard parts contact Sales Office

LENGTH	PART NO.
3/32	1184A
1/8	1184
5/32	1184T
3/16	1185
7/32	1185T
1/4	1186
9/32	1186T
5/16	1187
11/32	1187T
3/8	1188
13/32	1188T
7/16	1189
15/32	1189T
1/2	1190
17/32	1190T
9/16	1191
19/32	1191T
5/8	1192
21/32	1192T
11/16	1193
23/32	1193T
3/4	1194
25/32	1194T
13/16	1195
27/32	1195T
7/8	1196
29/32	1196T
15/16	1197
31/32	1197T
1"	1198

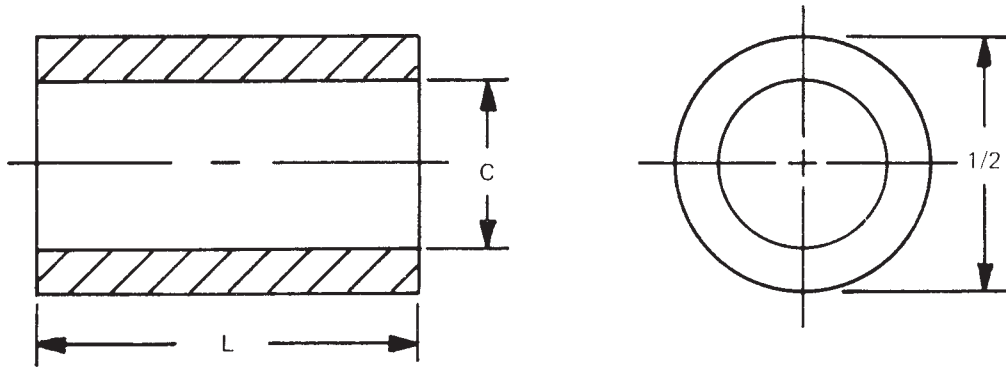


LENGTH	PART NO.
1-1/16	1199
1-1/8	1200
1-3/16	1201
1-1/4	1202
1-5/16	1203
1-3/8	1204
1-7/16	1205
1-1/2	1206
1-9/16	1207
1-5/8	1208
1-11/16	1209
1-3/4	1210
1-13/16	1211
1-7/8	1212
1-15/16	1213
2"	1214

HOLE CLEARANCE CODE	
+ .010	CODE
-.000	
.140	6
.166	8
.192	10
.218	12

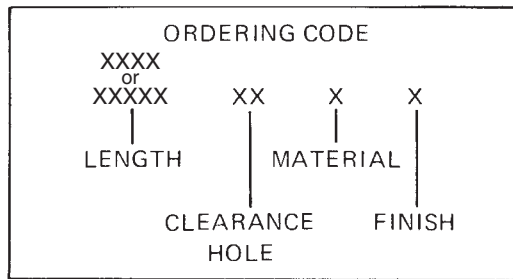
MATERIAL	CODE	RoHS
Aluminum	AL	YES
Brass	B	YES
Stainless Steel	SS	YES
Steel	S	YES
Nylon	N	YES
Phenolic	PH	YES

1/2 ROUND SPACERS



See page 9 for finish codes
For non-standard parts contact Sales Office

LENGTH	PART NO.
3/32	1215A
1/8	1215
5/32	1215T
3/16	1216
7/32	1216T
1/4	1217
9/32	1217T
5/16	1218
11/32	1218T
3/8	1219
13/32	1219T
7/16	1220
15/32	1220T
1/2	1221
17/32	1221T
9/16	1222
19/32	1222T
5/8	1223
21/32	1223T
11/16	1224
23/32	1224T
3/4	1225
25/32	1225T
13/16	1226
27/32	1226T
7/8	1227
29/32	1227T
15/16	1228
31/32	1228T
1"	1229

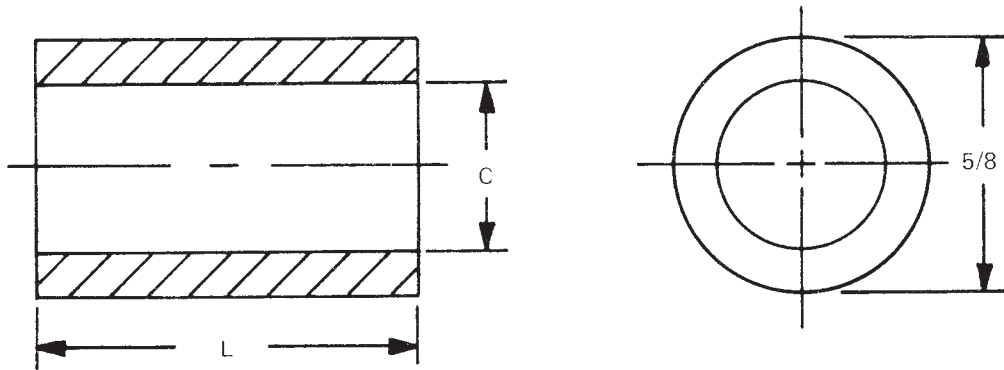


LENGTH	PART NO.
1-1/16	1230
1-1/8	1231
1-3/16	1232
1-1/4	1233
1-5/16	1234
1-3/8	1235
1-7/16	1236
1-1/2	1237
1-9/16	1238
1-5/8	1239
1-11/16	1240
1-3/4	1241
1-13/16	1242
1-7/8	1243
1-15/16	1244
2"	1245

HOLE CLEARANCE CODE	
+ .010 - .000	CODE
.140	6
.166	8
.192	10
.218	12
.252	25

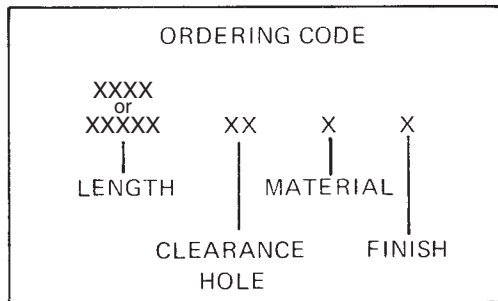
MATERIAL	CODE	RoHS
Aluminum	AL	YES
Brass	B	YES
Stainless Steel	SS	YES
Steel	S	YES
Nylon	N	YES
Phenolic	PH	YES

5/8 ROUND SPACERS



See page 9 for finish codes
For non-standard parts contact Sales Office

LENGTH	PART NO.
3/32	1246A
1/8	1246
5/32	1246T
3/16	1247
7/32	1247T
1/4	1248
9/32	1248T
5/16	1249
11/32	1249T
3/8	1250
13/32	1250T
7/16	1251
15/32	1251T
1/2	1252
17/32	1252T
9/16	1253
19/32	1253T
5/8	1254
21/32	1254T
11/16	1255
23/32	1255T
3/4	1256
25/32	1256T
13/16	1257
27/32	1257T
7/8	1258
29/32	1258T
15/16	1259
31/32	1259T
1"	1260

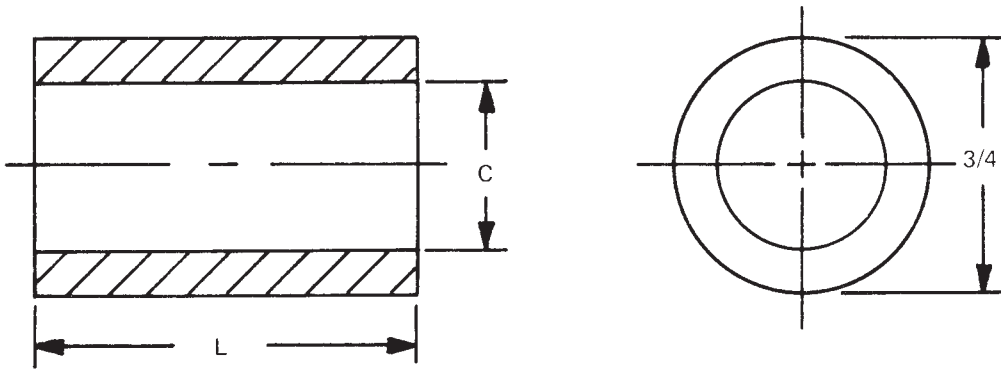


LENGTH	PART NO.
1-1/16	1261
1-1/8	1262
1-3/16	1263
1-1/4	1264
1-5/16	1265
1-3/8	1266
1-7/16	1267
1-1/2	1268
1-9/16	1269
1-5/8	1270
1-11/16	1271
1-3/4	1272
1-13/16	1273
1-7/8	1274
1-15/16	1275
2"	1276

HOLE CLEARANCE CODE	
+ .010 - .000	CODE
.140	6
.166	8
.192	10
.218	12
.252	25
.315	31
.380	38

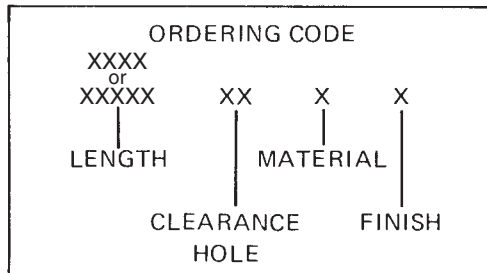
MATERIAL	CODE	RoHS
Aluminum	AL	YES
Brass	B	YES
Stainless Steel	SS	YES
Steel	S	YES
Nylon	N	YES
Phenolic	PH	YES

3/4 ROUND SPACERS



See page 9 for finish codes
For non-standard parts contact Sales Office

LENGTH	PART NO.
3/32	1277A
1/8	1277
5/32	1277T
3/16	1278
7/32	1278T
1/4	1279
9/32	1279T
5/16	1280
11/32	1280T
3/8	1281
13/32	1281T
7/16	1282
15/32	1282T
1/2	1283
17/32	1283T
9/16	1284
19/32	1284T
5/8	1285
21/32	1285T
11/16	1286
23/32	1286T
3/4	1287
25/32	1287T
13/16	1288
27/32	1288T
7/8	1289
29/32	1289T
15/16	1290
31/32	1290T
1"	1291

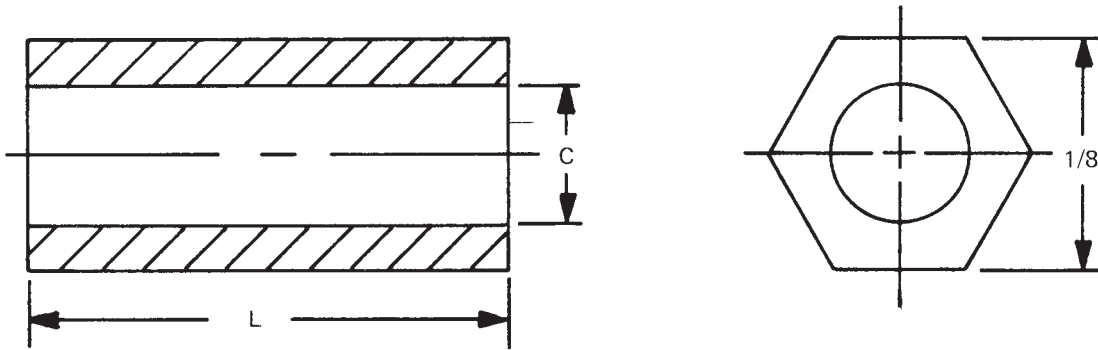


LENGTH	PART NO.
1-1/16	1292
1-1/8	1293
1-3/16	1294
1-1/4	1295
1-5/16	1296
1-3/8	1297
1-7/16	1298
1-1/2	1299
1-9/16	1300
1-5/8	1301
1-11/16	1302
1-3/4	1303
1-13/16	1304
1-7/8	1305
1-15/16	1306
2"	1307

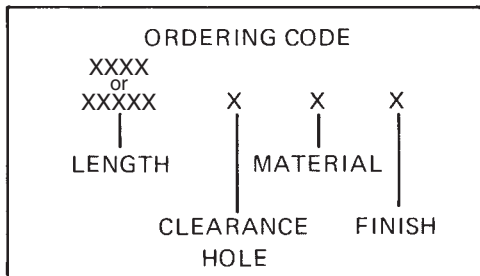
HOLE CLEARANCE CODE	
+ .010 - .000	CODE
.140	6
.166	8
.192	10
.218	12
.252	25
.315	31
.380	38
.440	43
.505	50

MATERIAL	CODE	RoHS
Aluminum	AL	YES
Brass	B	YES
Stainless Steel	SS	YES
Steel	S	YES
Nylon	N	YES
Phenolic	PH	YES

1/8 HEX SPACERS



See page 9 for finish codes
For non-standard parts contact Sales Office

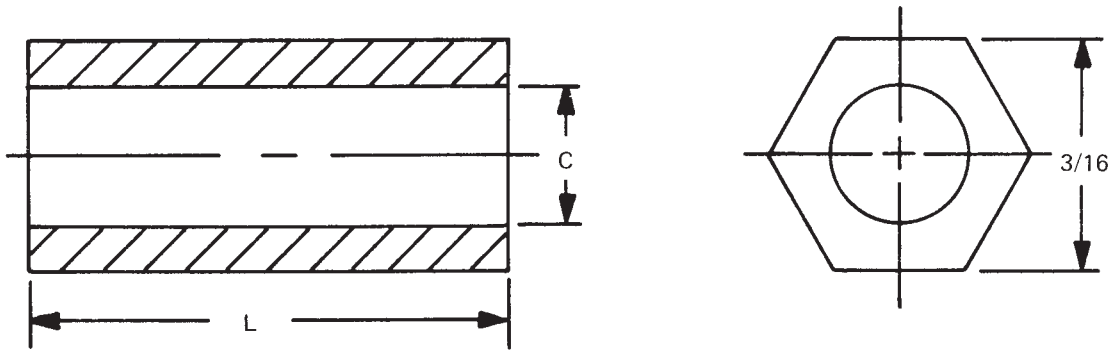


LENGTH	PART NO.
3/32	1308A
1/8	1308
5/32	1308T
3/16	1309
7/32	1309T
1/4	1310
9/32	1310T
5/16	1311
11/32	1311T
3/8	1312
13/32	1312T
7/16	1313
15/32	1313T
1/2	1314

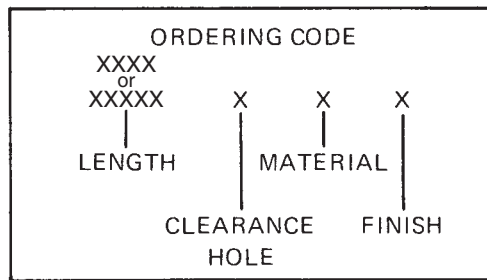
HOLE CLEARANCE CODE	
+ .010 - .000	CODE
.064	0
.090	2

MATERIAL	CODE	RoHS
Brass	B	YES
Stainless Steel	SS	YES
Steel	S	YES

3/16 HEX SPACERS



See page 9 for finish codes
For non-standard parts contact Sales Office



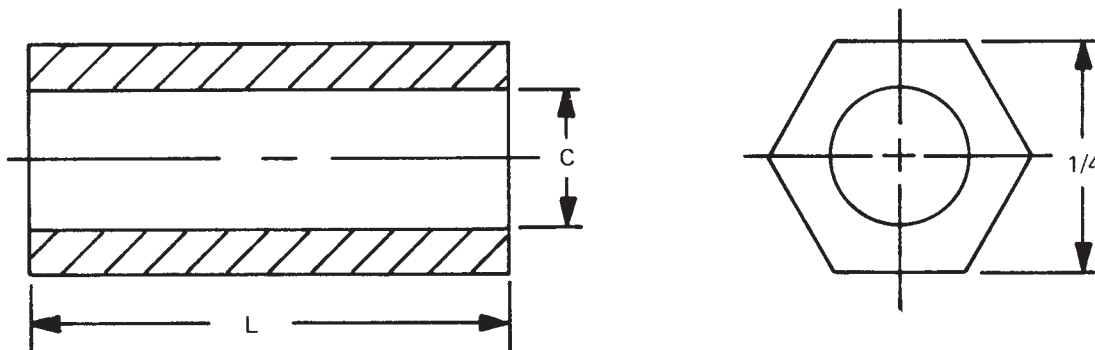
LENGTH	PART NO.
3/32	1315A
1/8	1315
5/32	1315T
3/16	1316
7/32	1316T
1/4	1317
9/32	1317T
5/16	1318
11/32	1318T
3/8	1319
13/32	1319T
7/16	1320
15/32	1320T
1/2	1321
17/32	1321T

LENGTH	PART NO.
9/16	1322
19/32	1322T
5/8	1323
21/32	1323T
11/16	1324
23/32	1324T
3/4	1325
25/32	1325T
13/16	1326
27/32	1326T
7/8	1327
29/32	1327T
15/16	1328
31/32	1328T
1"	1329

HOLE CLEARANCE CODE	
+.010 -.000	CODE
.090	2
.115	4

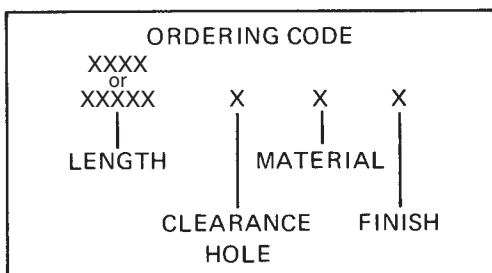
MATERIAL	CODE	RoHS
Aluminum	AL	YES
Brass	B	YES
Stainless Steel	SS	YES
Steel	S	YES
Nylon	N	YES

1/4 HEX SPACERS



See page 9 for finish codes
For non-standard parts contact Sales Office

LENGTH	PART NO.
3/32	1330A
1/8	1330
5/32	1330T
3/16	1331
7/32	1331T
1/4	1332
9/32	1332T
5/16	1333
11/32	1333T
3/8	1334
13/32	1334T
7/16	1335
15/32	1335T
1/2	1336
17/32	1336T
9/16	1337
19/32	1337T
5/8	1338
21/32	1338T
11/16	1339
23/32	1339T
3/4	1340
25/32	1340T
13/16	1341
27/32	1341T
7/8	1342
29/32	1342T
15/16	1343
31/32	1343T
1"	1344

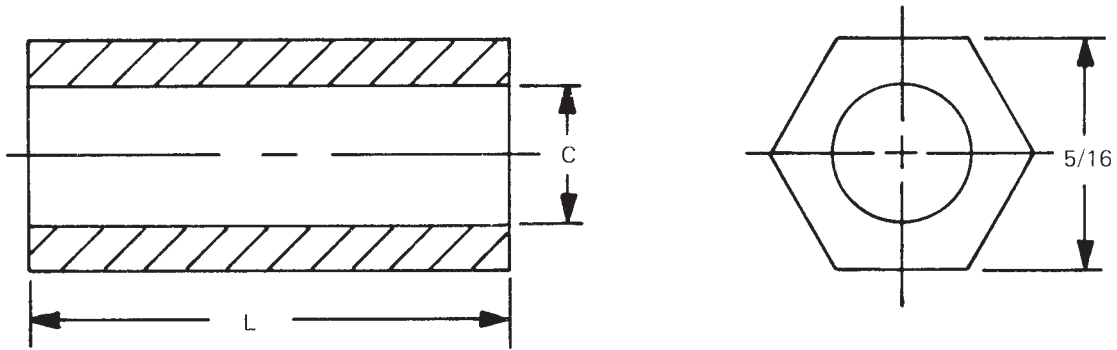


LENGTH	PART NO.
1-1/16	1345
1-1/8	1346
1-3/16	1347
1-1/4	1348
1-5/16	1349
1-3/8	1350
1-7/16	1351
1-1/2	1352
1-9/16	1353
1-5/8	1354
1-11/16	1355
1-3/4	1356
1-13/16	1357
1-7/8	1358
1-15/16	1359
2"	1360

HOLE CLEARANCE CODE	
+ .010 - .000	CODE
.090	2
.115	4
.140	6
.166	8

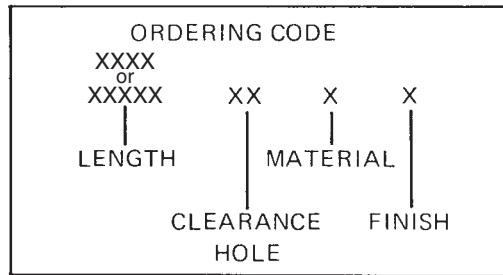
MATERIAL	CODE	RoHS
Aluminum	AL	YES
Brass	B	YES
Stainless Steel	SS	YES
Steel	S	YES
Nylon	N	YES

5/16 HEX SPACERS



See page 9 for finish codes
For non-standard parts contact Sales Office

LENGTH	PART NO.
3/32	1361A
1/8	1361
5/32	1361T
3/16	1362
7/32	1362T
1/4	1363
9/32	1363T
5/16	1364
11/32	1364T
3/8	1365
13/32	1365T
7/16	1366
15/32	1366T
1/2	1367
17/32	1367T
9/16	1368
19/32	1368T
5/8	1369
21/32	1369T
11/16	1370
23/32	1370T
3/4	1371
25/32	1371T
13/16	1372
27/32	1372T
7/8	1373
29/32	1373T
15/16	1374
31/32	1374T
1"	1375

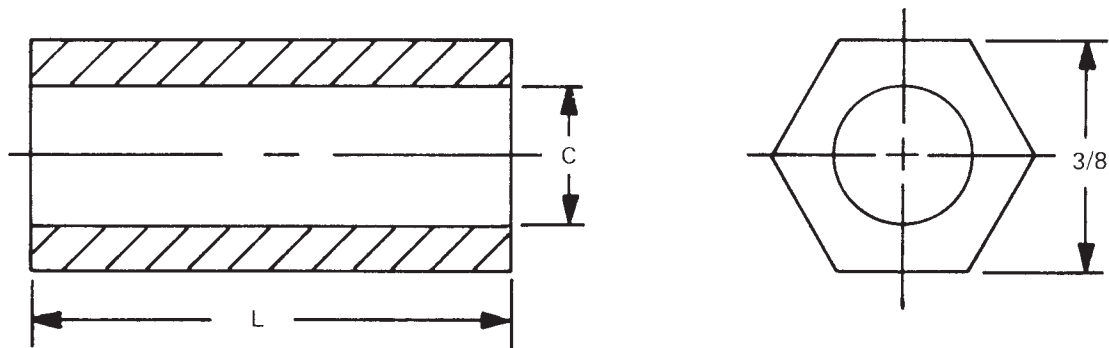


LENGTH	PART NO.
1-1/16	1376
1-1/8	1377
1-3/16	1378
1-1/4	1379
1-5/16	1380
1-3/8	1381
1-7/16	1382
1-1/2	1383
1-9/16	1384
1-5/8	1385
1-11/16	1386
1-3/4	1387
1-13/16	1388
1-7/8	1389
1-15/16	1390
2"	1391

HOLE CLEARANCE CODE	
+ .010 - .000	CODE
.115	4
.140	6
.166	8
.192	10

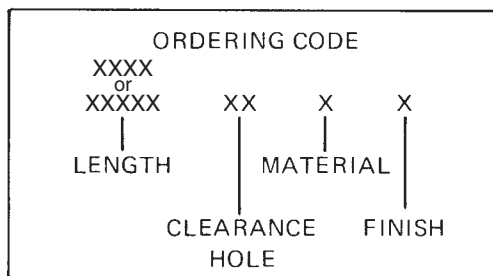
MATERIAL	CODE	RoHS
Aluminum	AL	YES
Brass	B	YES
Stainless Steel	SS	YES
Steel	S	YES
Nylon	N	YES

3/8 HEX SPACERS



See page 9 for finish codes
For non-standard parts contact Sales Office

LENGTH	PART NO.
3/32	1392A
1/8	1392
5/32	1392T
3/16	1393
7/32	1393T
1/4	1394
9/32	1394T
5/16	1395
11/32	1395T
3/8	1396
13/32	1396T
7/16	1397
15/32	1397T
1/2	1398
17/32	1398T
9/16	1399
19/32	1399T
5/8	1400
21/32	1400T
11/16	1401
23/32	1401T
3/4	1402
25/32	1402T
13/16	1403
27/32	1403T
7/8	1404
29/32	1404T
15/16	1405
31/32	1405T
1"	1406

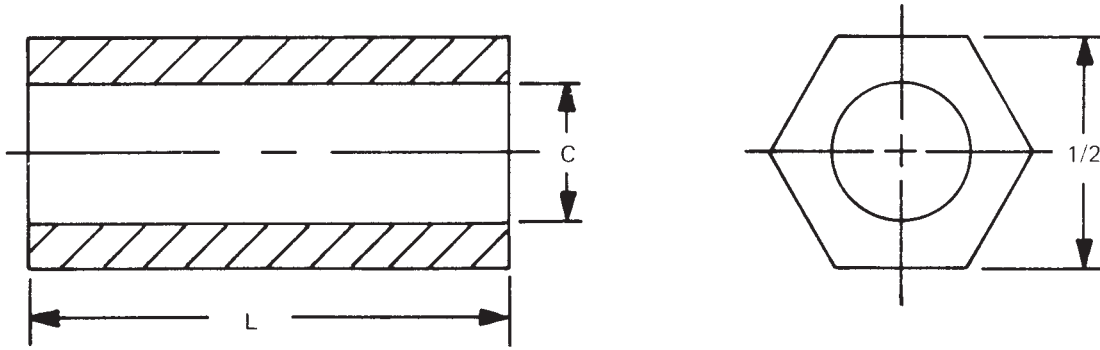


LENGTH	PART NO.
1-1/16	1407
1-1/8	1408
1-3/16	1409
1-1/4	1410
1-5/16	1411
1-3/8	1412
1-7/16	1413
1-1/2	1414
1-9/16	1415
1-5/8	1416
1-11/16	1417
1-3/4	1418
1-13/16	1419
1-7/8	1420
1-15/16	1421
2"	1422

HOLE CLEARANCE CODE	
+ .010 - .000	CODE
.140	6
.166	8
.192	10
.218	12

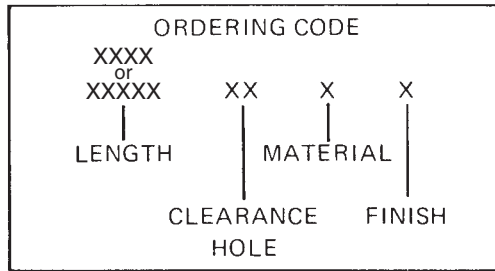
MATERIAL	CODE	RoHS
Aluminum	AL	YES
Brass	B	YES
Stainless Steel	SS	YES
Steel	S	YES
Nylon	N	YES

1/2 HEX SPACERS



See page 9 for finish codes
For non-standard parts contact Sales Office

LENGTH	PART NO.
3/32	1423A
1/8	1423
5/32	1423T
3/16	1424
7/32	1424T
1/4	1425
9/32	1425T
5/16	1426
11/32	1426T
3/8	1427
13/32	1427T
7/16	1428
15/32	1428T
1/2	1429
17/32	1429T
9/16	1430
19/32	1430T
5/8	1431
21/32	1431T
11/16	1432
23/32	1432T
3/4	1433
25/32	1433T
13/16	1434
27/32	1434T
7/8	1435
29/32	1435T
15/16	1436
31/32	1436T
1"	1437

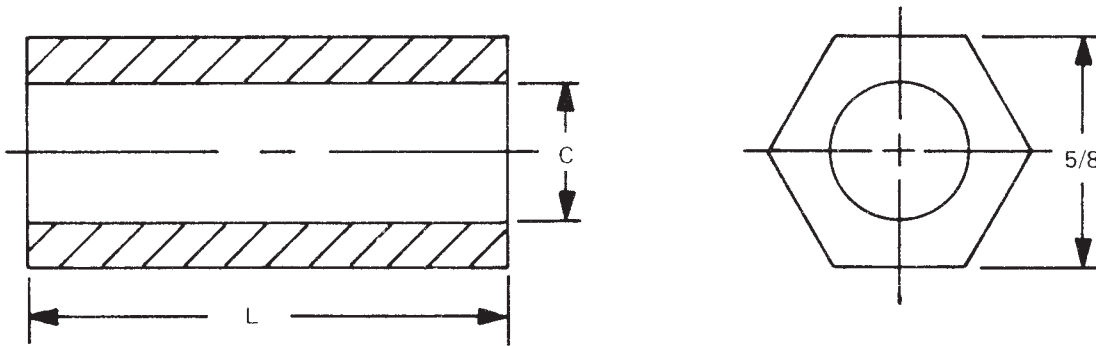


LENGTH	PART NO.
1-1/16	1438
1-1/8	1439
1-3/16	1440
1-1/4	1441
1-5/16	1442
1-3/8	1443
1-7/16	1444
1-1/2	1445
1-9/16	1446
1-5/8	1447
1-11/16	1448
1-3/4	1449
1-13/16	1450
1-7/8	1451
1-15/16	1452
2"	1453

HOLE CLEARANCE CODE	
+ .010 - .000	CODE
.140	6
.166	8
.192	10
.218	12
.252	25

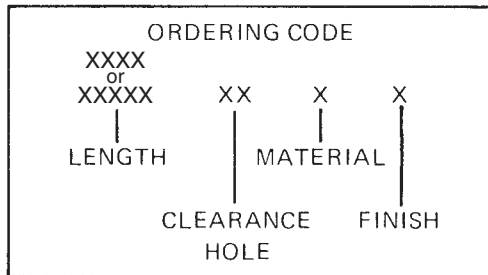
MATERIAL	CODE	RoHS
Aluminum	AL	YES
Brass	B	YES
Stainless Steel	SS	YES
Steel	S	YES
Nylon	N	YES

5/8 HEX SPACERS



See page 9 for finish codes
For non-standard parts contact Sales Office

LENGTH	PART NO.
3/32	1454A
1/8	1454
5/32	1454T
3/16	1455
7/32	1455T
1/4	1456
9/32	1456T
5/16	1457
11/32	1457T
3/8	1458
13/32	1458T
7/16	1459
15/32	1459T
1/2	1460
17/32	1460T
9/16	1461
19/32	1461T
5/8	1462
21/32	1462T
11/16	1463
23/32	1463T
3/4	1464
25/32	1464T
13/16	1465
27/32	1465T
7/8	1466
29/32	1466T
15/16	1467
31/32	1467T
1"	1468

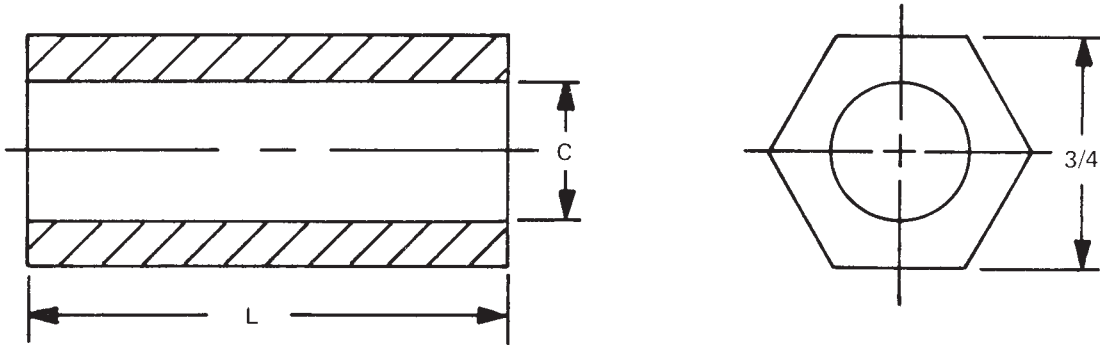


LENGTH	PART NO.
1-1/16	1469
1-1/8	1470
1-3/16	1471
1-1/4	1472
1-5/16	1473
1-3/8	1474
1-7/16	1475
1-1/2	1476
1-9/16	1477
1-5/8	1478
1-11/16	1479
1-3/4	1480
1-13/16	1481
1-7/8	1482
1-15/16	1483
2"	1484

HOLE CLEARANCE CODE	
+ .010 - .000	CCODE
.140	6
.166	8
.192	10
.218	12
.252	25
.315	31
.380	38

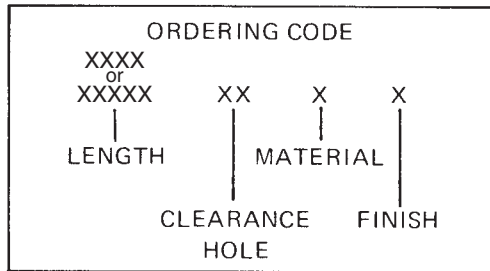
MATERIAL	CODE	RoHS
Aluminum	AL	YES
Brass	B	YES
Stainless Steel	SS	YES
Steel	S	YES
Nylon	N	YES

3/4 HEX SPACERS



See page 9 for finish codes
For non-standard parts contact Sales Office

LENGTH	PART NO.
3/32	1485A
1/8	1485
5/32	1485T
3/16	1486
7/32	1486T
1/4	1487
9/32	1487T
5/16	1488
11/32	1488T
3/8	1489
13/32	1489T
7/16	1490
15/32	1490T
1/2	1491
17/32	1491T
9/16	1492
19/32	1492T
5/8	1493
21/32	1493T
11/16	1494
23/32	1494T
3/4	1495
25/32	1495T
13/16	1496
27/32	1496T
7/8	1497
29/32	1497T
15/16	1498
31/32	1498T
1"	1499

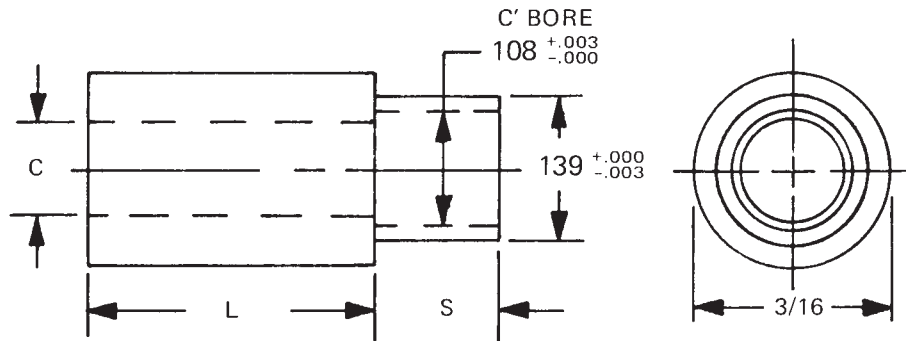


LENGTH	PART NO.
1-1/16	1500
1-1/8	1501
1-3/16	1502
1-1/4	1503
1-5/16	1504
1-3/8	1505
1-7/16	1506
1-1/2	1507
1-9/16	1508
1-5/8	1509
1-11/16	1510
1-3/4	1511
1-13/16	1512
1-7/8	1513
1-15/16	1514
2"	1515

HOLE CLEARANCE CODE	
+ .010 - .000	CODE
.140	6
.166	8
.192	10
.218	12
.252	25
.315	31
.380	38
.440	43
.505	50

MATERIAL	CODE	RoHS
Aluminum	AL	YES
Brass	B	YES
Stainless Steel	SS	YES
Steel	S	YES
Nylon	N	YES

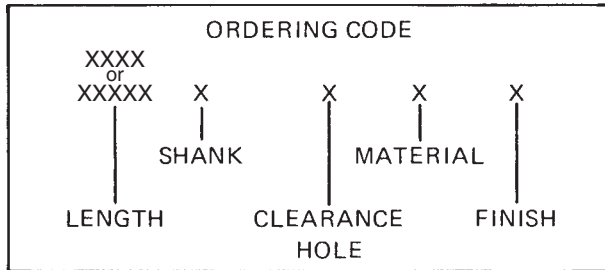
3/16 ROUND SWAGE SPACERS



L = SPACER LENGTH
 S = SHANK LENGTH
 P = BOARD THICKNESS
 C = THREAD CLEARANCE HOLE

See page iv for installation information

See page 9 for finish codes
 For non-standard parts contact Sales Office



SWAGE TOOLING		
PUNCH	ANVIL	LENGTH
P-3	AR-18	3/32-3/16
	AR-19	7/32-7/16
	AR-20	15/32-11/16
	AR-21	23/32-1"

SWAGE/PANEL CODE		
±.003	S	P
.075	A	1/32
.105	B	1/16
.135	C	3/32
.165	D	1/8
.230	E	3/16
.290	F	1/4

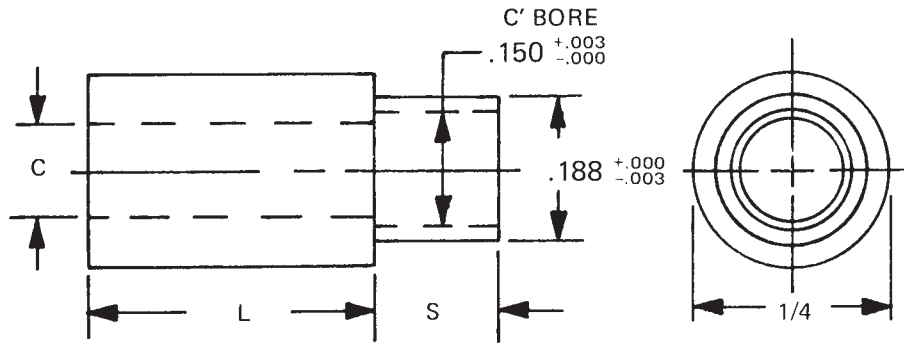
LENGTH	PART NO.
3/32	1516A
1/8	1516
5/32	1516T
3/16	1517
7/32	1517T
1/4	1518
9/32	1518T
5/16	1519
11/32	1519T
3/8	1520
13/32	1520T
7/16	1521
15/32	1521T
1/2	1522
17/32	1522T

LENGTH	PART NO.
9/16	1523
19/32	1523T
5/8	1524
21/32	1524T
11/16	1525
23/32	1525T
3/4	1526
25/32	1526T
13/16	1527
27/32	1527T
7/8	1528
29/32	1528T
15/16	1529
31/32	1529T
1"	1530

HOLE CLEARANCE CODE	
+.010 -.000	CODE
.090	2
.101	3

MATERIAL	CODE	RoHS
Aluminum	AL	YES
Brass	B	YES
Stainless Steel	SS	YES
Steel	S	YES

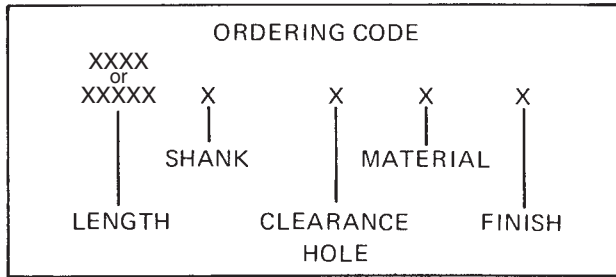
1/4 ROUND SWAGE SPACERS



L = SPACER LENGTH
 S = SHANK LENGTH
 P = BOARD THICKNESS
 C = THREAD CLEARANCE HOLE

See page iv for installation information

See page 9 for finish codes
 For non-standard parts contact Sales Office



SWAGE TOOLING		
PUNCH	ANVIL	LENGTH
P-4	AR-22	3/32-3/16
	AR-23	7/32-7/16
	AR-24	15/32-11/16
	AR-25	23/32-1"

SWAGE/PANEL CODE		
±.003	S	P
.075	A	1/32
.105	B	1/16
.135	C	3/32
.165	D	1/8
.230	E	3/16
.290	F	1/4

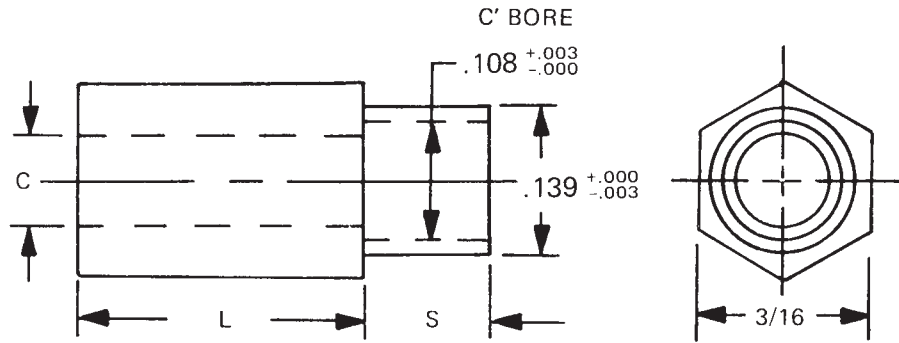
LENGTH	PART NO.
3/32	1531A
1/8	1531
5/32	1531T
3/16	1532
7/32	1532T
1/4	1533
9/32	1533T
5/16	1534
11/32	1534T
3/8	1535
13/32	1535T
7/16	1536
15/32	1536T
1/2	1537
17/32	1537T

LENGTH	PART NO.
9/16	1538
19/32	1538T
5/8	1539
21/32	1539T
11/16	1540
23/32	1540T
3/4	1541
25/32	1541T
13/16	1542
27/32	1542T
7/8	1543
29/32	1543T
15/16	1544
31/32	1544T
1"	1545

HOLE CLEARANCE CODE	
+ .010 - .000	CODE
.090	2
.101	3
.115	4
.140	6

MATERIAL	CODE	RoHS
Aluminum	AL	YES
Brass	B	YES
Stainless Steel	SS	YES
Steel	S	YES

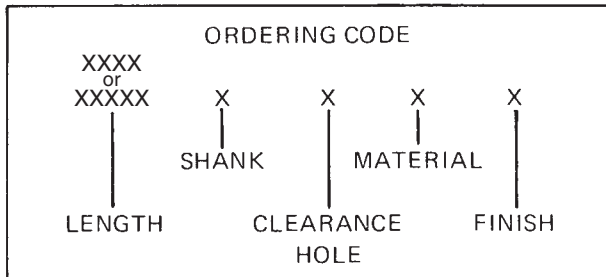
3/16 HEX SWAGE SPACERS



L = SPACER LENGTH
 S = SHANK LENGTH
 P = BOARD THICKNESS
 C = THREAD CLEARANCE HOLE

See page iv for installation information

See page 9 for finish codes
 For non-standard parts contact Sales Office



SWAGE TOOLING		
PUNCH	ANVIL	LENGTH
P-3	AH-48	3/32-3/16
	AH-49	7/32-7/16
	AH-50	15/32-11/16
	AH-51	23/32-1"

SWAGE/PANEL CODE		
±.003	S	P
.075	A	1/32
.105	B	1/16
.135	C	3/32
.165	D	1/8
.230	E	3/16
.290	F	1/4

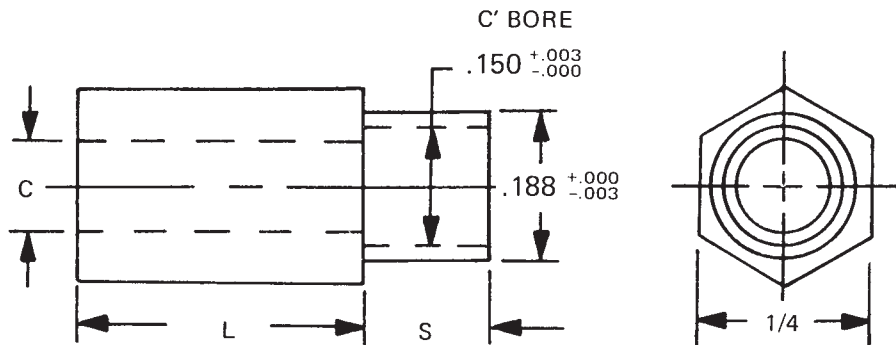
LENGTH	PART NO.
3/32	1546A
1/8	1546
5/32	1546T
3/16	1547
7/32	1547T
1/4	1548
9/32	1548T
5/16	1549
11/32	1549T
3/8	1550
13/32	1550T
7/16	1551
15/32	1551T
1/2	1552
17/32	1552T

LENGTH	PART NO.
9/16	1553
19/32	1553T
5/8	1554
21/32	1554T
11/16	1555
23/32	1555T
3/4	1556
25/32	1556T
13/16	1557
27/32	1557T
7/8	1558
29/32	1558T
15/16	1559
31/32	1559T
1"	1560

HOLE CLEARANCE CODE	
+ .010 - .000	CODE
.090	2
.101	3

MATERIAL	CODE	RoHS
Aluminum	AL	YES
Brass	B	YES
Stainless Steel	SS	YES
Steel	S	YES

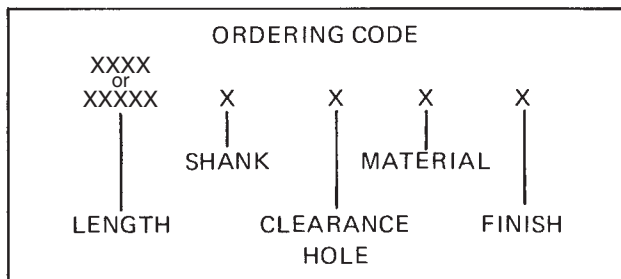
1/4 HEX SWAGE SPACERS



L = SPACER LENGTH
 S = SHANK LENGTH
 P = BOARD THICKNESS
 C = THREAD CLEARANCE HOLE

See page iv for installation information

See page 9 for finish codes
 For non-standard parts contact Sales Office



SWAGE TOOLING		
PUNCH	ANVIL	LENGTH
P-4	AH-52	3/32-3/16
	AH-53	7/32-7/16
	AH-54	15/32-11/16
	AH-55	23/32-1"

SWAGE/PANEL CODE		
±.003	S	P
.075	A	1/32
.105	B	1/16
.135	C	3/32
.165	D	1/8
.230	E	3/16
.290	F	1/4

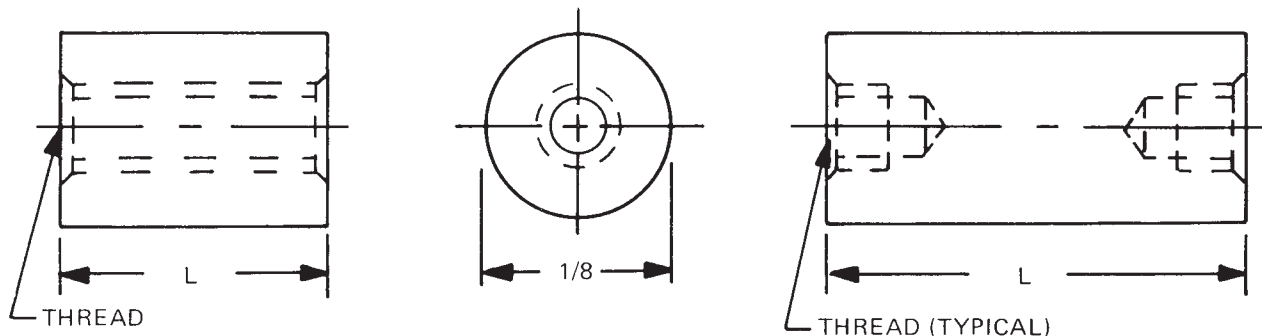
LENGTH	PART NO.
3/32	1561A
1/8	1561
5/32	1561T
3/16	1562
7/32	1562T
1/4	1563
9/32	1563T
5/16	1564
11/32	1564T
3/8	1565
13/32	1565T
7/16	1566
15/32	1566T
1/2	1567
17/32	1567T

LENGTH	PART NO.
9/16	1568
19/32	1568T
5/8	1569
21/32	1569T
11/16	1570
23/32	1570T
3/4	1571
25/32	1571T
13/16	1572
27/32	1572T
7/8	1573
29/32	1573T
15/16	1574
31/32	1574T
1"	1575

HOLE CLEARANCE CODE	
+ .010 - .000	CODE
.090	2
.101	3
.115	4
.140	6

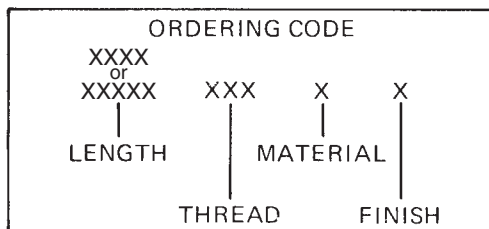
MATERIAL	CODE	RoHS
Aluminum	AL	YES
Brass	B	YES
Stainless Steel	SS	YES
Steel	S	YES

1/8 ROUND FEMALE STANDOFFS



See page 10 for thread depth chart
 See page 9 for finish codes
 For non-standard parts contact Sales Office

LENGTH	PART NO.
3/32	1600A
1/8	1600
5/32	1600T
3/16	1601
7/32	1601T
1/4	1602
9/32	1602T
5/16	1603
11/32	1603T
3/8	1604
13/32	1604T
7/16	1605
15/32	1605T
1/2	1606
17/32	1606T
9/16	1607
19/32	1607T
5/8	1608
21/32	1608T
11/16	1609
23/32	1609T
3/4	1610
25/32	1610T
13/16	1611
27/32	1611T
7/8	1612
29/32	1612T
15/16	1613
31/32	1613T
1"	1614

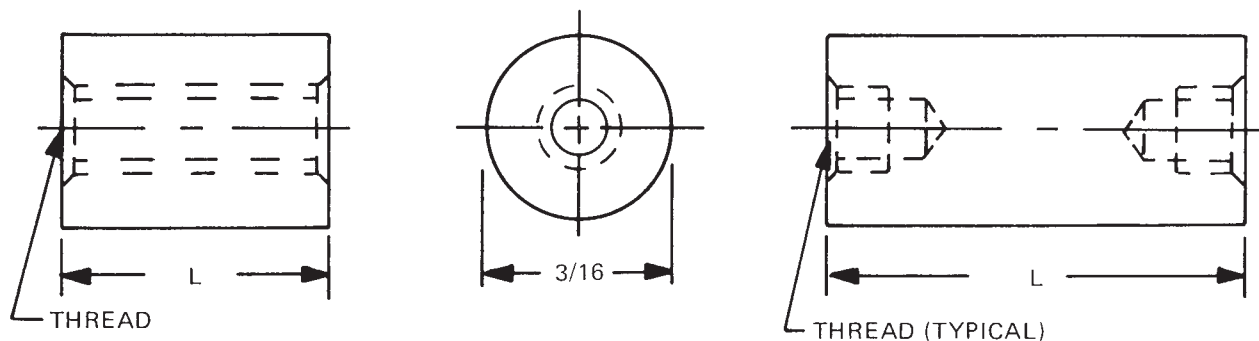


LENGTH	PART NO.
1-1/16	1615
1-1/8	1616
1-3/16	1617
1-1/4	1618
1-5/16	1619
1-3/8	1620
1-7/16	1621
1-1/2	1622
1-9/16	1623
1-5/8	1624
1-11/16	1625
1-3/4	1626
1-13/16	1627
1-7/8	1628
1-15/16	1629
2"	1630

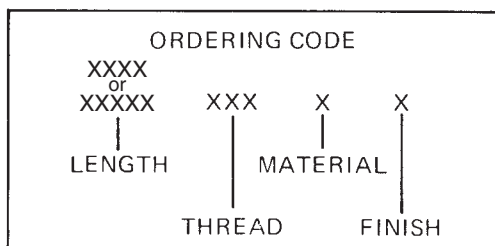
THREAD	CODE
0-80	080
2-56	256

MATERIAL	CODE	RoHS
Aluminum	AL	YES
Brass	B	YES
Stainless Steel	SS	YES
Steel	S	YES
Nylon	N	YES

3/16 ROUND FEMALE STANDOFFS



See page 10 for thread depth chart
 See page 9 for finish codes
 For non-standard parts contact Sales Office



LENGTH	PART NO.
3/32	1631A
1/8	1631
5/32	1631T
3/16	1632
7/32	1632T
1/4	1633
9/32	1633T
5/16	1634
11/32	1634T
3/8	1635
13/32	1635T
7/16	1636
15/32	1636T
1/2	1637
17/32	1637T
9/16	1638
19/32	1638T
5/8	1639
21/32	1639T
11/16	1640
23/32	1640T

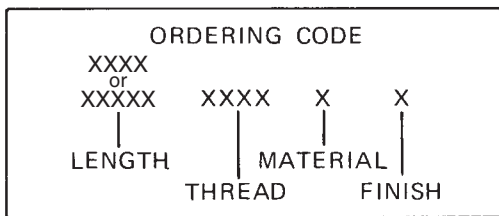
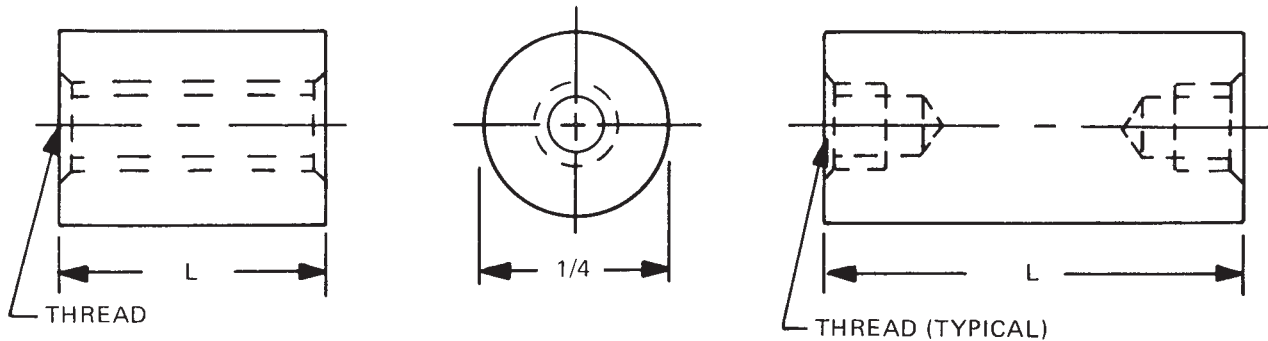
LENGTH	PART NO.
3/4	1641
25/32	1641T
13/16	1642
27/32	1642T
7/8	1643
29/32	1643T
15/16	1644
31/32	1644T
1"	1645
1-1/16	1646
1-1/8	1647
1-3/16	1648
1-1/4	1649
1-5/16	1650
1-3/8	1651
1-7/16	1652
1-1/2	1653
1-9/16	1654
1-5/8	1655
1-11/16	1656
1-3/4	1657

LENGTH	PART NO.
1-13/16	1658
1-7/8	1659
1-15/16	1660
2"	1661
2-1/16	1662
2-1/8	1663
2-3/16	1664
2-1/4	1665
2-5/16	1666
2-3/8	1667
2-7/16	1668
2-1/2	1669
2-9/16	1670
2-5/8	1671
2-11/16	1672
2-3/4	1673
2-13/16	1674
2-7/8	1675
2-15/16	1676
3"	1677

THREAD	CODE
2-56	256
4-40	440

MATERIAL	CODE	RoHS
Aluminum	AL	YES
Brass	B	YES
Stainless Steel	SS	YES
Steel	S	YES
Nylon	N	YES
Phenolic	PH	YES

1/4 ROUND FEMALE STANDOFFS



See page 10 for thread depth chart
 See page 9 for finish codes
 For non-standard parts contact Sales Office

LENGTH	PART NO.
3/32	1678A
1/8	1678
5/32	1678T
3/16	1679
7/32	1679T
1/4	1680
9/32	1680T
5/16	1681
11/32	1681T
3/8	1682
13/32	1682T
7/16	1683
15/32	1683T
1/2	1684
17/32	1684T
9/16	1685
19/32	1685T
5/8	1686
21/32	1686T
11/16	1687
23/32	1687T
3/4	1688
25/32	1688T
13/16	1689
27/32	1689T
7/8	1690
29/32	1690T

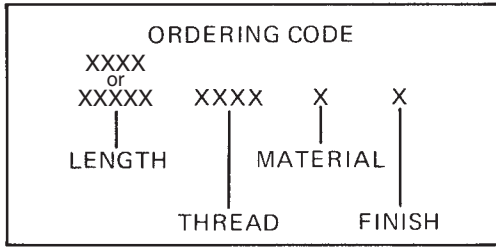
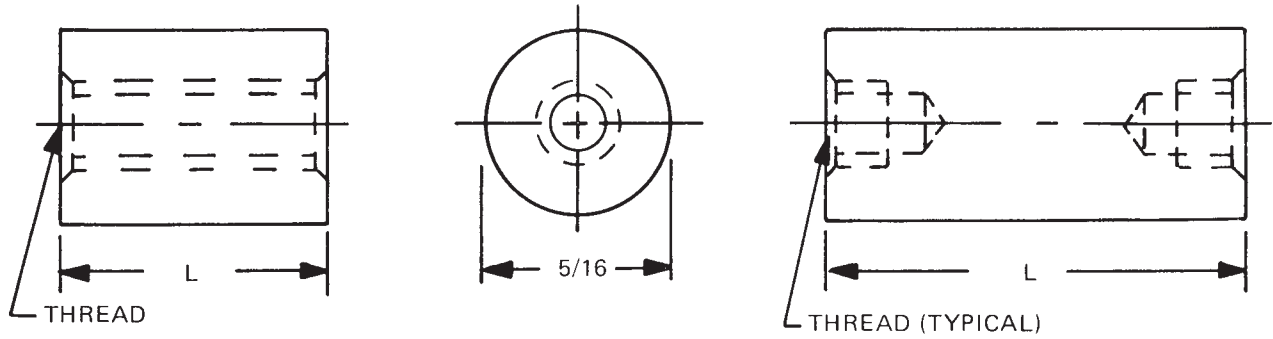
LENGTH	PART NO.
15/16	1691
31/32	1691T
1"	1692
1-1/16	1693
1-1/8	1694
1-3/16	1695
1-1/4	1696
1-5/16	1697
1-3/8	1698
1-7/16	1699
1-1/2	1700
1-9/16	1701
1-5/8	1702
1-11/16	1703
1-3/4	1704
1-13/16	1705
1-7/8	1706
1-15/16	1707
2"	1708
2-1/8	1709
2-1/4	1710
2-3/8	1711
2-1/2	1712
2-5/8	1713
2-3/4	1714
2-7/8	1715
3"	1716

LENGTH	PART NO.
3-1/4	1717
3-1/2	1718
3-3/4	1719
4"	1720
4-1/4	1721
4-1/2	1722
4-3/4	1723
5"	1724
5-1/4	1725
5-1/2	1726
5-3/4	1727
6"	1728
6-1/4	1729
6-1/2	1730
6-3/4	1731
7"	1732
7-1/4	1733
7-1/2	1734
7-3/4	1735
8"	1736
8-1/4	1737
8-1/2	1738
8-3/4	1739
9"	1740
9-1/4	1741
9-1/2	1742
9-3/4	1743
10"	1744

THREAD	CODE
4-40	440
6-32	632
8-32	832
10-32	1032

MATERIAL	CODE	RoHS
Aluminum	AL	YES
Brass	B	YES
Stainless Steel	SS	YES
Steel	S	YES
Nylon	N	YES
Phenolic	PH	YES

5/16 ROUND FEMALE STANDOFFS



See page 10 for thread depth chart
 See page 9 for finish codes
 For non-standard parts contact Sales Office

LENGTH	PART NO.
3/32	1745A
1/8	1745
5/32	1745T
3/16	1746
7/32	1746T
1/4	1747
9/32	1747T
5/16	1748
11/32	1748T
3/8	1749
13/32	1749T
7/16	1750
15/32	1750T
1/2	1751
17/32	1751T
9/16	1752
19/32	1752T
5/8	1753
21/32	1753T
11/16	1754
23/32	1754T
3/4	1755
25/32	1755T
13/16	1756
27/32	1756T
7/8	1757
29/32	1757T

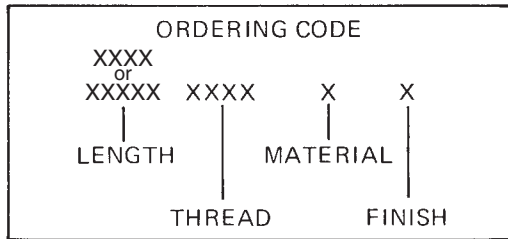
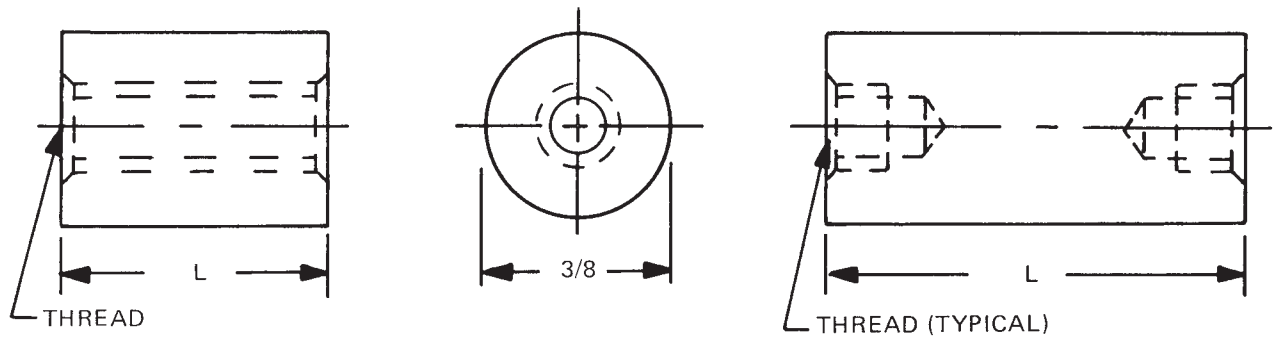
LENGTH	PART NO.
15/16	1758
31/32	1758T
1"	1759
1-1/16	1760
1-1/8	1761
1-3/16	1762
1-1/4	1763
1-5/16	1764
1-3/8	1765
1-7/16	1766
1-1/2	1767
1-9/16	1768
1-5/8	1769
1-11/16	1770
1-3/4	1771
1-13/16	1772
1-7/8	1773
1-15/16	1774
2"	1775
2-1/8	1776
2-1/4	1777
2-3/8	1778
2-1/2	1779
2-5/8	1780
2-3/4	1781
2-7/8	1782
3"	1783

LENGTH	PART NO.
3-1/4	1784
3-1/2	1785
3-3/4	1786
4"	1787
4-1/4	1788
4-1/2	1789
4-3/4	1790
5"	1791
5-1/4	1792
5-1/2	1793
5-3/4	1794
6"	1795
6-1/4	1796
6-1/2	1797
6-3/4	1798
7"	1799
7-1/4	1800
7-1/2	1801
7-3/4	1802
8"	1803
8-1/4	1804
8-1/2	1805
8-3/4	1806
9"	1807
9-1/4	1808
9-1/2	1809
9-3/4	1810
10"	1811

THREAD	CODE
4-40	440
6-32	632
8-32	832
10-32	1032

MATERIAL	CODE	RoHS
Aluminum	AL	YES
Brass	B	YES
Stainless Steel	SS	YES
Steel	S	YES
Nylon	N	YES
Phenolic	PH	YES

3/8 ROUND FEMALE STANDOFFS



See page 10 for thread depth chart
 See page 9 for finish codes
 For non-standard parts contact Sales Office

LENGTH	PART NO.
3/32	1812A
1/8	1812
5/32	1812T
3/16	1813
7/32	1813T
1/4	1814
9/32	1814T
5/16	1815
11/32	1815T
3/8	1816
13/32	1816T
7/16	1817
15/32	1817T
1/2	1818
17/32	1818T
9/16	1819
19/32	1819T
5/8	1820
21/32	1820T
11/16	1821
23/32	1821T
3/4	1822
25/32	1822T
13/16	1823
27/32	1823T
7/8	1824
29/32	1824T

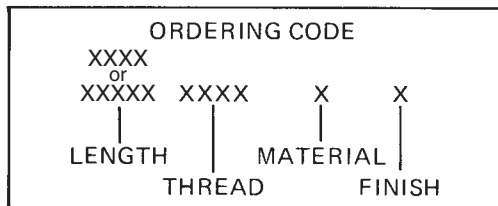
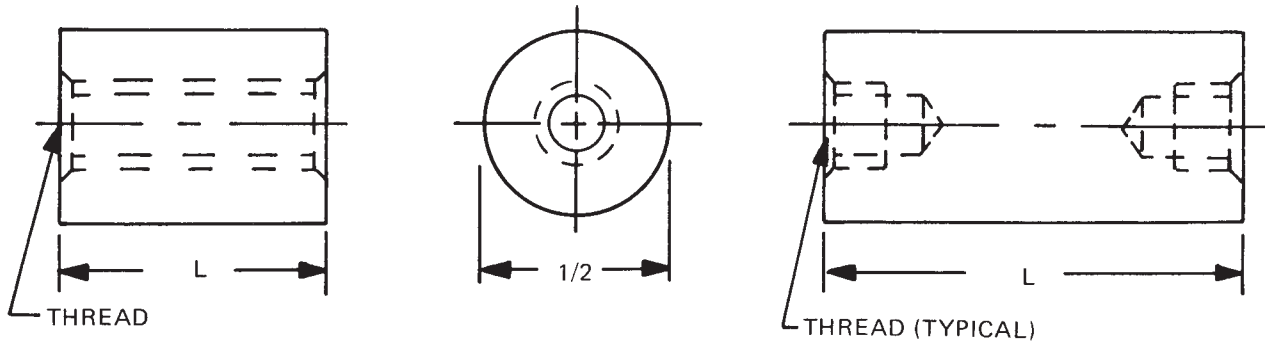
LENGTH	PART NO.
15/16	1825
31/32	1825T
1"	1826
1-1/16	1827
1-1/8	1828
1-3/16	1829
1-1/4	1830
1-5/16	1831
1-3/8	1832
1-7/16	1833
1-1/2	1834
1-9/16	1835
1-5/8	1836
1-11/16	1837
1-3/4	1838
1-13/16	1839
1-7/8	1840
1-15/16	1841
2"	1842
2-1/8	1843
2-1/4	1844
2-3/8	1845
2-1/2	1846
2-5/8	1847
2-3/4	1848
2-7/8	1849
3"	1850

LENGTH	PART NO.
3-1/4	1851
3-1/2	1852
3-3/4	1853
4"	1854
4-1/4	1855
4-1/2	1856
4-3/4	1857
5"	1858
5-1/4	1859
5-1/2	1860
5-3/4	1861
6"	1862
6-1/4	1863
6-1/2	1864
6-3/4	1865
7"	1866
7-1/4	1867
7-1/2	1868
7-3/4	1869
8"	1870
8-1/4	1871
8-1/2	1872
8-3/4	1873
9"	1874
9-1/4	1875
9-1/2	1876
9-3/4	1877
10"	1878

THREAD	CODE
6-32	632
8-32	832
10-32	1032
12-24	1224

MATERIAL	CODE	RoHS
Aluminum	AL	YES
Brass	B	YES
Stainless Steel	SS	YES
Steel	S	YES
Nylon	N	YES
Phenolic	PH	YES

1/2 ROUND FEMALE STANDOFFS



See page 10 for thread depth chart
 See page 9 for finish codes
 For non-standard parts contact Sales Office

LENGTH	PART NO.
3/32	1879A
1/8	1879
5/32	1879T
3/16	1880
7/32	1880T
1/4	1881
9/32	1881T
5/16	1882
11/32	1882T
3/8	1883
13/32	1883T
7/16	1884
15/32	1884T
1/2	1885
17/32	1885T
9/16	1886
19/32	1886T
5/8	1887
21/32	1887T
11/16	1888
23/32	1888T
3/4	1889
25/32	1889T
13/16	1890
27/32	1890T
7/8	1891
29/32	1891T

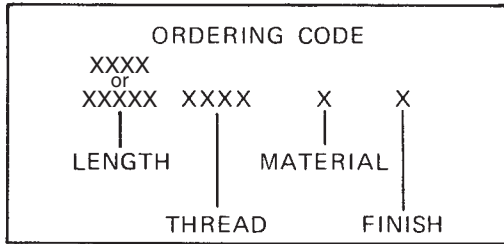
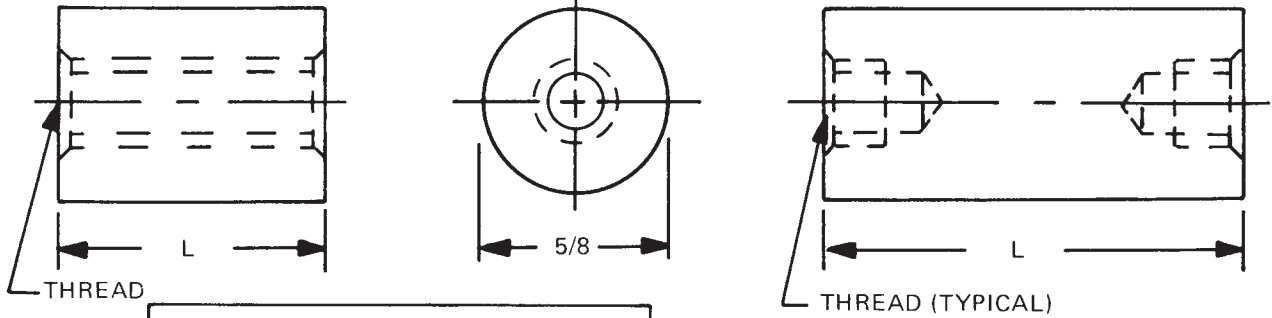
LENGTH	PART NO.
15/16	1892
31/32	1892T
1"	1893
1-1/16	1894
1-1/8	1895
1-3/16	1896
1-1/4	1897
1-5/16	1898
1-3/8	1899
1-7/16	1900
1-1/2	1901
1-9/16	1902
1-5/8	1903
1-11/16	1904
1-3/4	1905
1-13/16	1906
1-7/8	1907
1-15/16	1908
2"	1909
2-1/8	1910
2-1/4	1911
2-3/8	1912
2-1/2	1913
2-5/8	1914
2-3/4	1915
2-7/8	1916
3"	1917

LENGTH	PART NO.
3-1/4	1918
3-1/2	1919
3-3/4	1920
4"	1921
4-1/4	1922
4-1/2	1923
4-3/4	1924
5"	1925
5-1/4	1926
5-1/2	1927
5-3/4	1928
6"	1929
6-1/4	1930
6-1/2	1931
6-3/4	1932
7"	1933
7-1/4	1934
7-1/2	1935
7-3/4	1936
8"	1937
8-1/4	1938
8-1/2	1939
8-3/4	1940
9"	1941
9-1/4	1942
9-1/2	1943
9-3/4	1944
10"	1945

THREAD	CODE
6-32	632
8-32	832
10-32	1032
12-24	1224
1/4-20	2520

MATERIAL	CODE	RoHS
Aluminum	AL	YES
Brass	B	YES
Stainless Steel	SS	YES
Steel	S	YES
Nylon	N	YES
Phenolic	PH	YES

5/8 ROUND FEMALE STANDOFFS



See page 10 for thread depth chart
 See page 9 for finish codes
 For non-standard parts contact Sales Office

LENGTH	PART NO.
3/32	1946A
1/8	1946
5/32	1946T
3/16	1947
7/32	1947T
1/4	1948
9/32	1948T
5/16	1949
11/32	1949T
3/8	1950
13/32	1950T
7/16	1951
15/32	1951T
1/2	1952
17/32	1952T
9/16	1953
19/32	1953T
5/8	1954
21/32	1954T
11/16	1955
23/32	1955T
3/4	1956
25/32	1956T
13/16	1957
27/32	1957T
7/8	1958
29/32	1958T

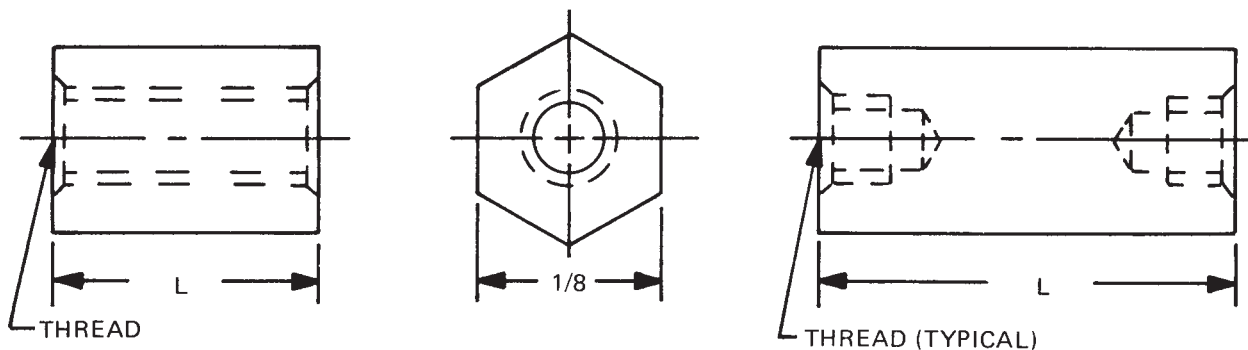
LENGTH	PART NO.
15/16	1959
31/32	1959T
1"	1960
1-1/16	1961
1-1/8	1962
1-3/16	1963
1-1/4	1964
1-5/16	1965
1-3/8	1966
1-7/16	1967
1-1/2	1968
1-9/16	1969
1-5/8	1970
1-11/16	1971
1-3/4	1972
1-13/16	1973
1-7/8	1974
1-15/16	1975
2"	1976
2-1/8	1977
2-1/4	1978
2-3/8	1979
2-1/2	1980
2-5/8	1981
2-3/4	1982
2-7/8	1983
3"	1984

LENGTH	PART NO.
3-1/4	1985
3-1/2	1986
3-3/4	1987
4"	1988
4-1/4	1989
4-1/2	1990
4-3/4	1991
5"	1992
5-1/4	1993
5-1/2	1994
5-3/4	1995
6"	1996
6-1/4	1997
6-1/2	1998
6-3/4	1999
7"	2000
7-1/4	2001
7-1/2	2002
7-3/4	2003
8"	2004
8-1/4	2005
8-1/2	2006
8-3/4	2007
9"	2008
9-1/4	2009
9-1/2	2010
9-3/4	2011
10"	2012

THREAD	CODE
8-32	832
10-32	1032
12-24	1224
1/4-20	2520
5/16-18	3118
3/8-16	3716
7/16-14	4314

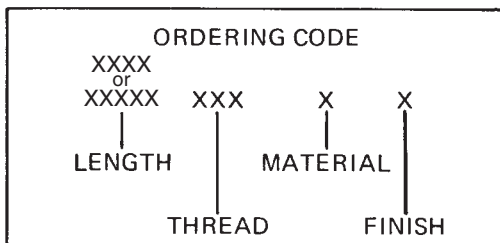
MATERIAL	CODE	RoHS
Aluminum	AL	YES
Brass	B	YES
Stainless Steel	SS	YES
Steel	S	YES
Nylon	N	YES
Phenolic	PH	YES

1/8 HEX FEMALE STANDOFFS



See page 10 for thread depth chart
 See page 9 for finish codes
 For non-standard parts contact Sales Office

LENGTH	PART NO.
3/32	2020A
1/8	2020
5/32	2020T
3/16	2021
7/32	2021T
1/4	2022
9/32	2022T
5/16	2023
11/32	2023T
3/8	2024
13/32	2024T
7/16	2025
15/32	2025T
1/2	2026
17/32	2026T
9/16	2027
19/32	2027T
5/8	2028
21/32	2028T
11/16	2029
23/32	2029T
3/4	2030
25/32	2030T
13/16	2031
27/32	2031T
7/8	2032
29/32	2032T
15/16	2033
31/32	2033T
1"	2034

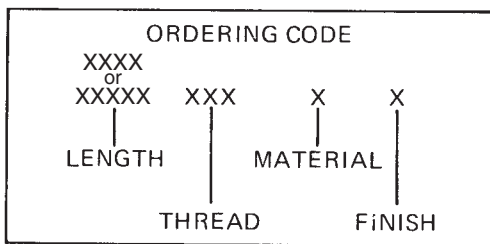
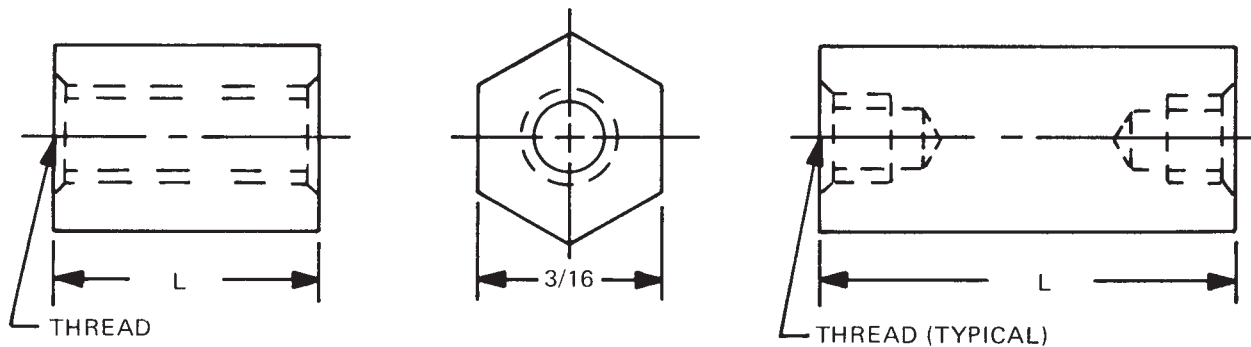


LENGTH	PART NO.
1-1/16	2035
1-1/8	2036
1-3/16	2037
1-1/4	2038
1-5/16	2039
1-3/8	2040
1-7/16	2041
1-1/2	2042
1-9/16	2043
1-5/8	2044
1-11/16	2045
1-3/4	2046
1-13/16	2047
1-7/8	2048
1-15/16	2049
2"	2050

THREAD	CODE
0-80	080
2-56	256

MATERIAL	CODE	RoHS
Brass	B	YES
Stainless Steel	SS	YES
Steel	S	YES

3/16 HEX FEMALE STANDOFFS



See page 10 for thread depth chart
 See page 9 for finish codes
 For non-standard parts contact Sales Office

LENGTH	PART NO.
3/32	2051A
1/8	2051
5/32	2051T
3/16	2052
7/32	2052T
1/4	2053
9/32	2053T
5/16	2054
11/32	2054T
3/8	2055
13/32	2055T
7/16	2056
15/32	2056T
1/2	2057
17/32	2057T
9/16	2058
19/32	2058T
5/8	2059
21/32	2059T
11/16	2060
23/32	2060T

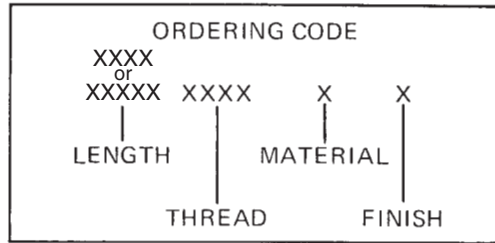
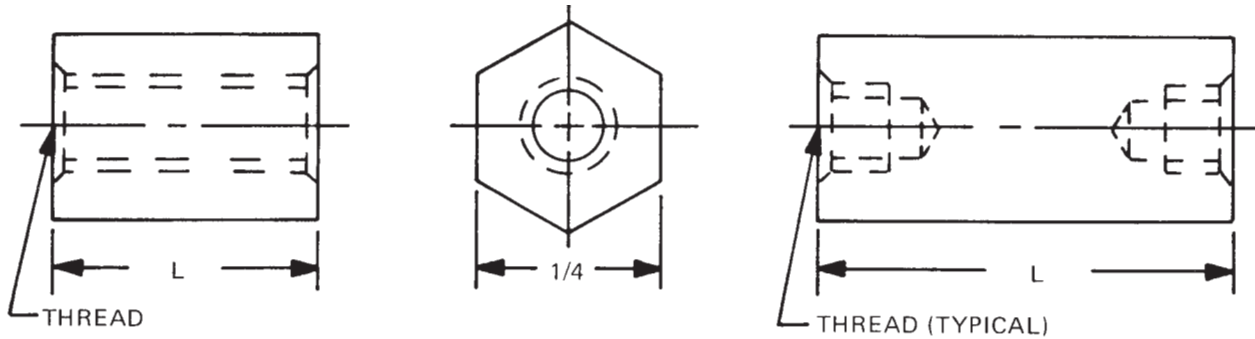
LENGTH	PART NO.
3/4	2061
25/32	2061T
13/16	2062
27/32	2062T
7/8	2063
29/32	2063T
15/16	2064
31/32	2064T
1"	2065
1-1/16	2066
1-1/8	2067
1-3/16	2068
1-1/4	2069
1-5/16	2070
1-3/8	2071
1-7/16	2072
1-1/2	2073
1-9/16	2074
1-5/8	2075
1-11/16	2076
1-3/4	2077

LENGTH	PART NO.
1-13/16	2078
1-7/8	2079
1-15/16	2080
2"	2081
2-1/16	2082
2-1/8	2083
2-3/16	2084
2-1/4	2085
2-5/16	2086
2-3/8	2087
2-7/16	2088
2-1/2	2089
2-9/16	2090
2-5/8	2091
2-11/16	2092
2-3/4	2093
2-13/16	2094
2-7/8	2095
2-15/16	2096
3"	2097

THREAD	CODE
2-56	256
4-40	440

MATERIAL	CODE	RoHS
Aluminum	AL	YES
Brass	B	YES
Stainless Steel	SS	YES
Steel	S	YES
Nylon	N	YES

1/4 HEX FEMALE STANDOFFS



See page 10 for thread depth chart
 See page 9 for finish codes
 For non-standard parts contact Sales Office

LENGTH	PART NO.
3/32	2098A
1/8	2098
5/32	2098T
3/16	2099
7/32	2099T
1/4	2100
9/32	2100T
5/16	2101
11/32	2101T
3/8	2102
13/32	2102T
7/16	2103
15/32	2103T
1/2	2104
17/32	2104T
9/16	2105
19/32	2105T
5/8	2106
21/32	2106T
11/16	2107
23/32	2107T
3/4	2108
25/32	2108T
13/16	2109
27/32	2109T
7/8	2110
29/32	2110T

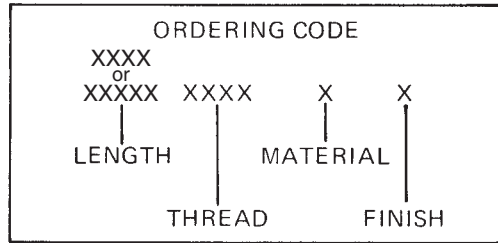
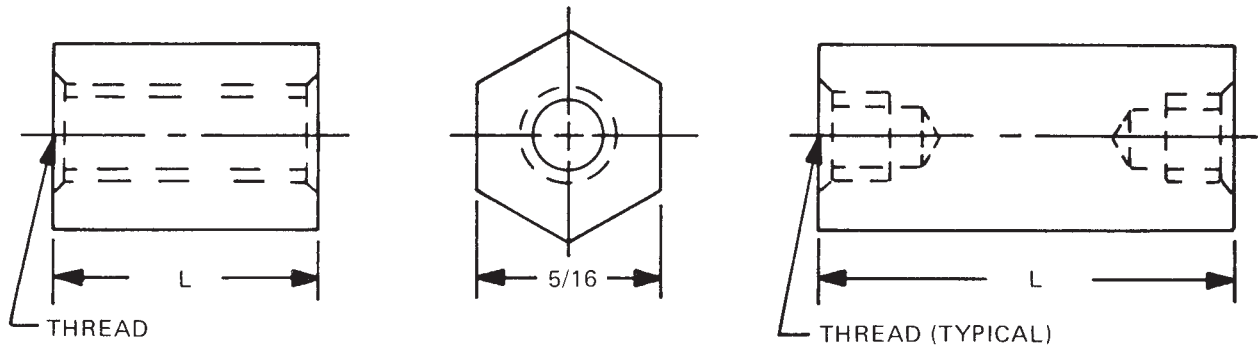
LENGTH	PART NO.
15/16	2111
31/32	2111T
1"	2112
1-1/16	2113
1-1/8	2114
1-3/16	2115
1-1/4	2116
1-5/16	2117
1-3/8	2118
1-7/16	2119
1-1/2	2120
1-9/16	2121
1-5/8	2122
1-11/16	2123
1-3/4	2124
1-13/16	2125
1-7/8	2126
1-15/16	2127
2"	2128
2-1/8	2129
2-1/4	2130
2-3/8	2131
2-1/2	2132
2-5/8	2133
2-3/4	2134
2-7/8	2135
3"	2136

LENGTH	PART NO.
3-1/4	2137
3-1/2	2138
3-3/4	2139
4"	2140
4-1/4	2141
4-1/2	2142
4-3/4	2143
5"	2144
5-1/4	2145
5-1/2	2146
5-3/4	2147
6"	2148
6-1/4	2149
6-1/2	2150
6-3/4	2151
7"	2152
7-1/4	2153
7-1/2	2154
7-3/4	2155
8"	2156
8-1/4	2157
8-1/2	2158
8-3/4	2159
9"	2160
9-1/4	2161
9-1/2	2162
9-3/4	2163
10"	2164

THREAD	CODE
4-40	440
6-32	632
8-32	832
10-32	1032

MATERIAL	CODE	RoHS
Aluminum	AL	YES
Brass	B	YES
Stainless Steel	SS	YES
Steel	S	YES
Nylon	N	YES

5/16 HEX FEMALE STANDOFFS



See page 10 for thread depth chart
 See page 9 for finish codes
 For non-standard parts contact Sales Office

LENGTH	PART NO.
3/32	2165A
1/8	2165
5/32	2165T
3/16	2166
7/32	2166T
1/4	2167
9/32	2167T
5/16	2168
11/32	2168T
3/8	2169
13/32	2169T
7/16	2170
15/32	2170T
1/2	2171
17/32	2171T
9/16	2172
19/32	2172T
5/8	2173
21/32	2173T
11/16	2174
23/32	2174T
3/4	2175
25/32	2175T
13/16	2176
27/32	2176T
7/8	2177
29/32	2177T

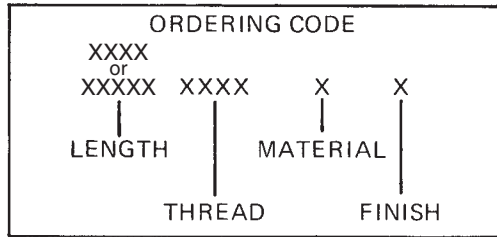
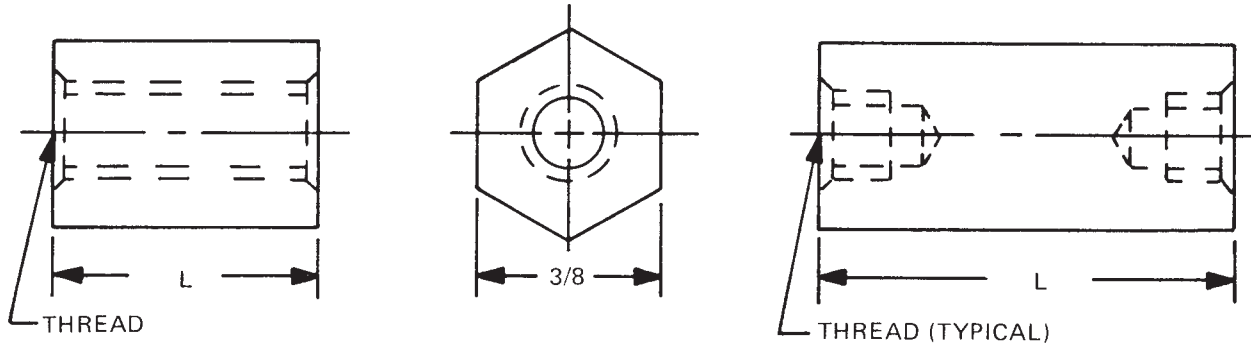
LENGTH	PART NO.
15/16	2178
31/32	2178T
1"	2179
1-1/16	2180
1-1/8	2181
1-3/16	2182
1-1/4	2183
1-5/16	2184
1-3/8	2185
1-7/16	2186
1-1/2	2187
1-9/16	2188
1-5/8	2189
1-11/16	2190
1-3/4	2191
1-13/16	2192
1-7/8	2193
1-15/16	2194
2"	2195
2-1/8	2196
2-1/4	2197
2-3/8	2198
2-1/2	2199
2-5/8	2200
2-3/4	2201
2-7/8	2202
3"	2203

LENGTH	PART NO.
3-1/4	2204
3-1/2	2205
3-3/4	2206
4"	2207
4-1/4	2208
4-1/2	2209
4-3/4	2210
5"	2211
5-1/4	2212
5-1/2	2213
5-3/4	2214
6"	2215
6-1/4	2216
6-1/2	2217
6-3/4	2218
7"	2219
7-1/4	2220
7-1/2	2221
7-3/4	2222
8"	2223
8-1/4	2224
8-1/2	2225
8-3/4	2226
9"	2227
9-1/4	2228
9-1/2	2229
9-3/4	2230
10"	2231

THREAD	CODE
4-40	440
6-32	632
8-32	832
10-32	1032

MATERIAL	CODE	RoHS
Aluminum	AL	YES
Brass	B	YES
Stainless Steel	SS	YES
Steel	S	YES
Nylon	N	YES

3/8 HEX FEMALE STANDOFFS



See page 10 for thread depth chart
 See page 9 for finish codes
 For non-standard parts contact Sales Office

LENGTH	PART NO.
3/32	2232A
1/8	2232
5/32	2232T
3/16	2233
7/32	2233T
1/4	2234
9/32	2234T
5/16	2235
11/32	2235T
3/8	2236
13/32	2236T
7/16	2237
15/32	2237T
1/2	2238
17/32	2238T
9/16	2239
19/32	2239T
5/8	2240
21/32	2240T
11/16	2241
23/32	2241T
3/4	2242
25/32	2242T
13/16	2243
27/32	2243T
7/8	2244
29/32	2244T

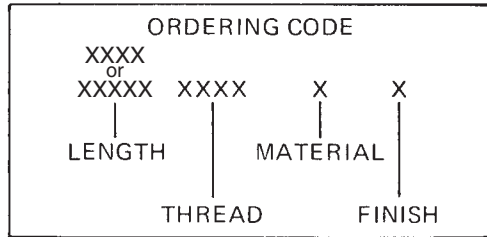
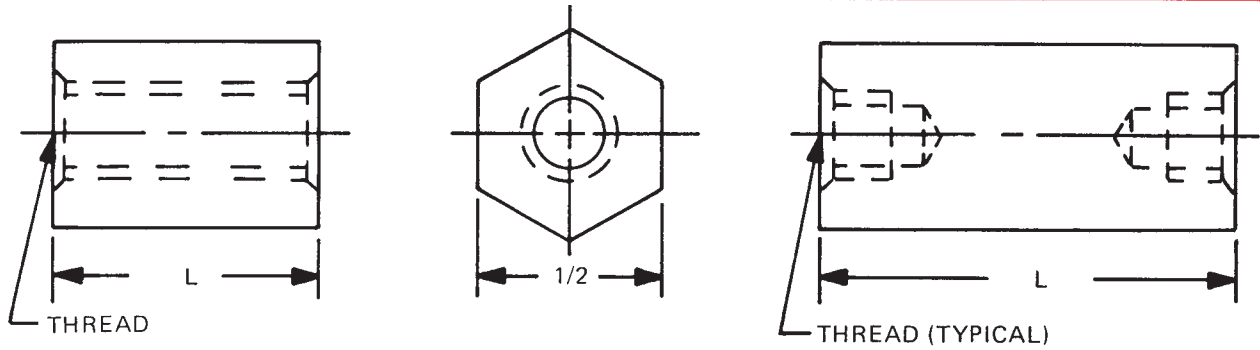
LENGTH	PART NO.
15/16	2245
31/32	2245T
1"	2246
1-1/16	2247
1-1/8	2248
1-3/16	2249
1-1/4	2250
1-5/16	2251
1-3/8	2252
1-7/16	2253
1-1/2	2254
1-9/16	2255
1-5/8	2256
1-11/16	2257
1-3/4	2258
1-13/16	2259
1-7/8	2260
1-15/16	2261
2"	2262
2-1/8	2263
2-1/4	2264
2-3/8	2265
2-1/2	2266
2-5/8	2267
2-3/4	2268
2-7/8	2269
3"	2270

LENGTH	PART NO.
3-1/4	2271
3-1/2	2272
3-3/4	2273
4"	2274
4-1/4	2275
4-1/2	2276
4-3/4	2277
5"	2278
5-1/4	2279
5-1/2	2280
5-3/4	2281
6"	2282
6-1/4	2283
6-1/2	2284
6-3/4	2285
7"	2286
7-1/4	2287
7-1/2	2288
7-3/4	2289
8"	2290
8-1/4	2291
8-1/2	2292
8-3/4	2293
9"	2294
9-1/4	2295
9-1/2	2296
9-3/4	2297
10"	2298

THREAD	CODE
6-32	632
8-32	832
10-32	1032
12-24	1224
1/4-20	2520

MATERIAL	CODE	RoHS
Aluminum	AL	YES
Brass	B	YES
Stainless Steel	SS	YES
Steel	S	YES
Nylon	N	YES

1/2 HEX FEMALE STANDOFFS



See page 10 for thread depth chart
 See page 9 for finish codes
 For non-standard parts contact Sales Office

LENGTH	PART NO.
3/32	2299A
1/8	2299
5/32	2299T
3/16	2300
7/32	2300T
1/4	2301
9/32	2301T
5/16	2302
11/32	2302T
3/8	2303
13/32	2303T
7/16	2304
15/32	2304T
1/2	2305
17/32	2305T
9/16	2306
19/32	2306T
5/8	2307
21/32	2307T
11/16	2308
23/32	2308T
3/4	2309
25/32	2309T
13/16	2310
27/32	2310T
7/8	2311
29/32	2311T

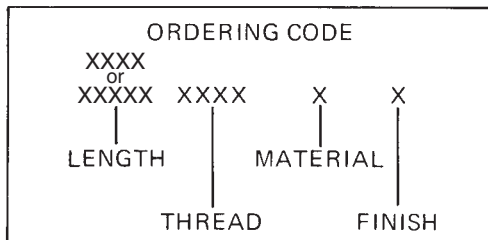
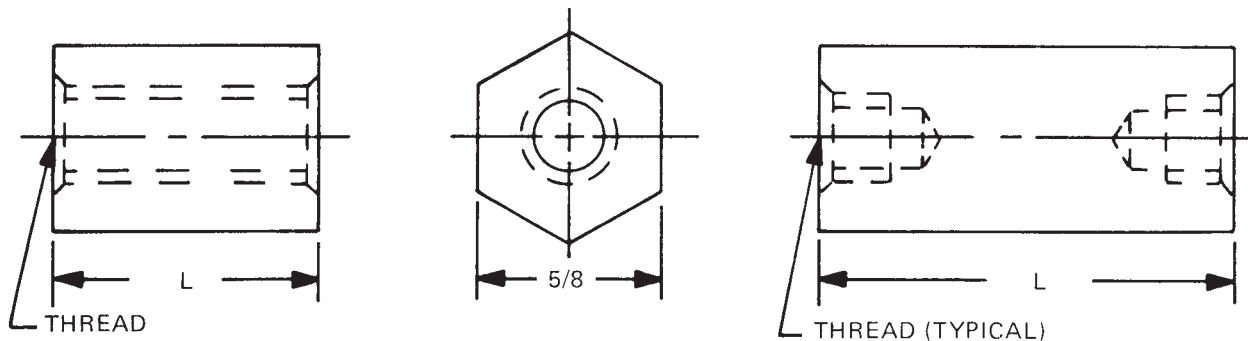
LENGTH	PART NO.
15/16	2312
31/32	2312T
1"	2313
1-1/16	2314
1-1/8	2315
1-3/16	2316
1-1/4	2317
1-5/16	2318
1-3/8	2319
1-7/16	2320
1-1/2	2321
1-9/16	2322
1-5/8	2323
1-11/16	2324
1-3/4	2325
1-13/16	2326
1-7/8	2327
1-15/16	2328
2"	2329
2-1/8	2330
2-1/4	2331
2-3/8	2332
2-1/2	2333
2-5/8	2334
2-3/4	2335
2-7/8	2336
3"	2337

LENGTH	PART NO.
3-1/4	2338
3-1/2	2339
3-3/4	2340
4"	2341
4-1/4	2342
4-1/2	2343
4-3/4	2344
5"	2345
5-1/4	2346
5-1/2	2347
5-3/4	2348
6"	2349
6-1/4	2350
6-1/2	2351
6-3/4	2352
7"	2353
7-1/4	2354
7-1/2	2355
7-3/4	2356
8"	2357
8-1/4	2358
8-1/2	2359
8-3/4	2360
9"	2361
9-1/4	2362
9-1/2	2363
9-3/4	2364
10"	2365

THREAD	CODE
6-32	632
8-32	832
10-32	1032
12-24	1224
1/4-20	2520

MATERIAL	CODE	RoHS
Aluminum	AL	YES
Brass	B	YES
Stainless Steel	SS	YES
Steel	S	YES
Nylon	N	YES

5/8 HEX FEMALE STANDOFFS



See page 10 for thread depth chart
 See page 9 for finish codes
 For non-standard parts contact Sales Office

LENGTH	PART NO.
3/32	2366A
1/8	2366
5/32	2366T
3/16	2367
7/32	2367T
1/4	2368
9/32	2368T
5/16	2369
11/32	2369T
3/8	2370
13/32	2370T
7/16	2371
15/32	2371T
1/2	2372
17/32	2372T
9/16	2373
19/32	2373T
5/8	2374
21/32	2374T
11/16	2375
23/32	2375T
3/4	2376
25/32	2376T
13/16	2377
27/32	2377T
7/8	2378
29/32	2378T

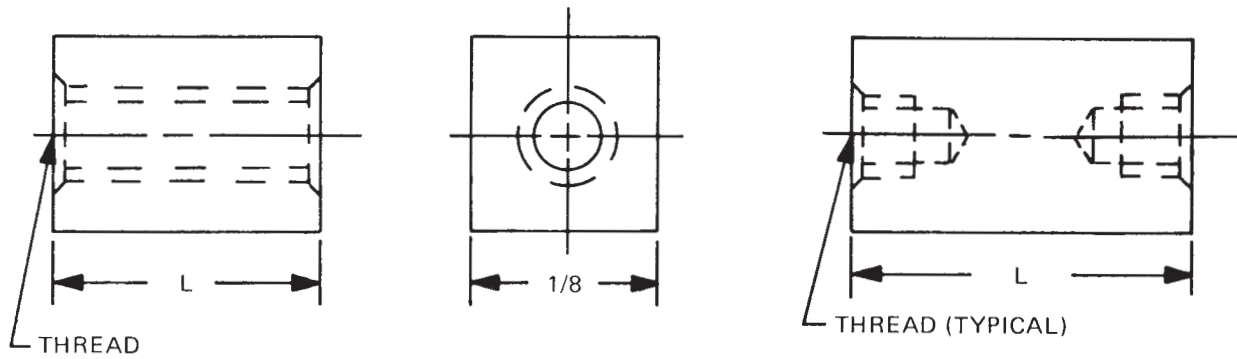
LENGTH	PART NO.
15/16	2379
31/32	2379T
1"	2380
1-1/16	2381
1-1/8	2382
1-3/16	2383
1-1/4	2384
1-5/16	2385
1-3/8	2386
1-7/16	2387
1-1/2	2388
1-9/16	2389
1-5/8	2390
1-11/16	2391
1-3/4	2392
1-13/16	2393
1-7/8	2394
1-15/16	2395
2"	2396
2-1/8	2397
2-1/4	2398
2-3/8	2399
2-1/2	2400
2-5/8	2401
2-3/4	2402
2-7/8	2403
3"	2404

LENGTH	PART NO.
3-1/4	2405
3-1/2	2406
3-3/4	2407
4"	2408
4-1/4	2409
4-1/2	2410
4-3/4	2411
5"	2412
5-1/4	2413
5-1/2	2414
5-3/4	2415
6"	2416
6-1/4	2417
6-1/2	2418
6-3/4	2419
7"	2420
7-1/4	2421
7-1/2	2422
7-3/4	2423
8"	2424
8-1/4	2425
8-1/2	2426
8-3/4	2427
9"	2428
9-1/4	2429
9-1/2	2430
9-3/4	2431
10"	2432

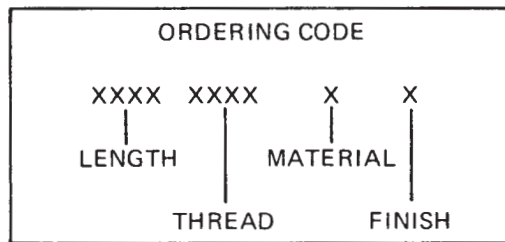
THREAD	CODE
8-32	832
10-32	1032
12-24	1224
1/4-20	2520
5/16-18	3118
3/8-16	3716
7/16-14	4314

MATERIAL	CODE	RoHS
Aluminum	AL	YES
Brass	B	YES
Stainless Steel	SS	YES
Steel	S	YES
Nylon	N	YES

1/8 SQUARE FEMALE STANDOFFS



See page 10 for thread depth chart
 See page 9 for finish codes
 For non-standard parts contact Sales Office



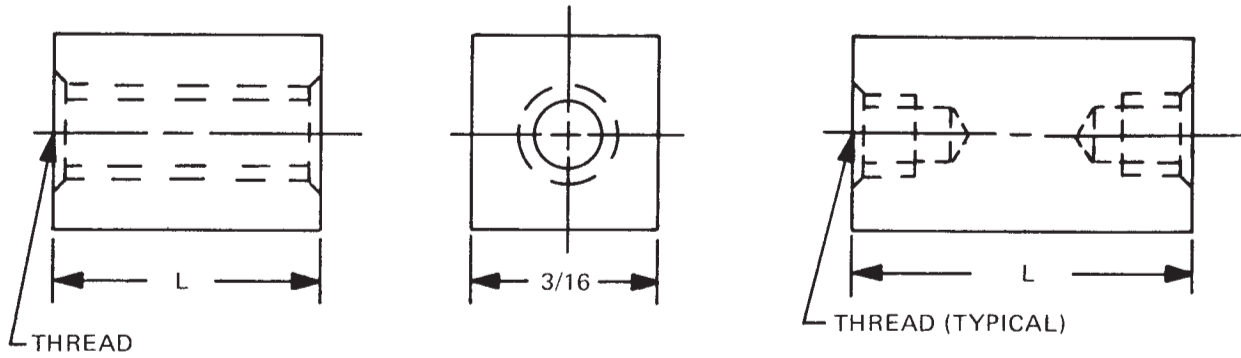
LENGTH	PART NO.
1/8	2450
3/16	2451
1/4	2452
5/16	2453
3/8	2454
7/16	2455
1/2	2456
9/16	2457
5/8	2458
11/16	2459
3/4	2460
13/16	2461
7/8	2462
15/16	2463
1"	2464

LENGTH	PART NO.
1-1/16	2465
1-1/8	2466
1-3/16	2467
1-1/4	2468
1-5/16	2469
1-3/8	2470
1-7/16	2471
1-1/2	2472
1-9/16	2473
1-5/8	2474
1-11/16	2475
1-3/4	2476
1-13/16	2477
1-7/8	2478
1-15/16	2479
2"	2480

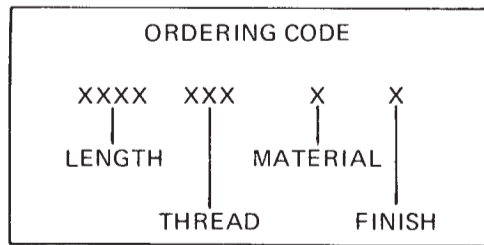
THREAD	CODE
0-80	080
2-56	256

MATERIAL	CODE	RoHS
Brass	B	YES
Stainless Steel	SS	YES

3/16 SQUARE FEMALE STANDOFFS



See page 10 for thread depth chart
 See page 9 for finish codes
 For non-standard parts contact Sales Office



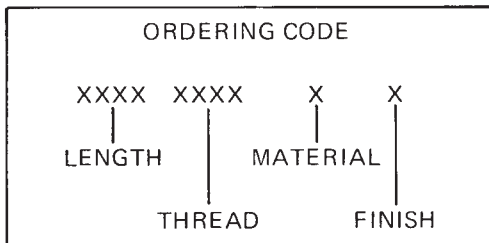
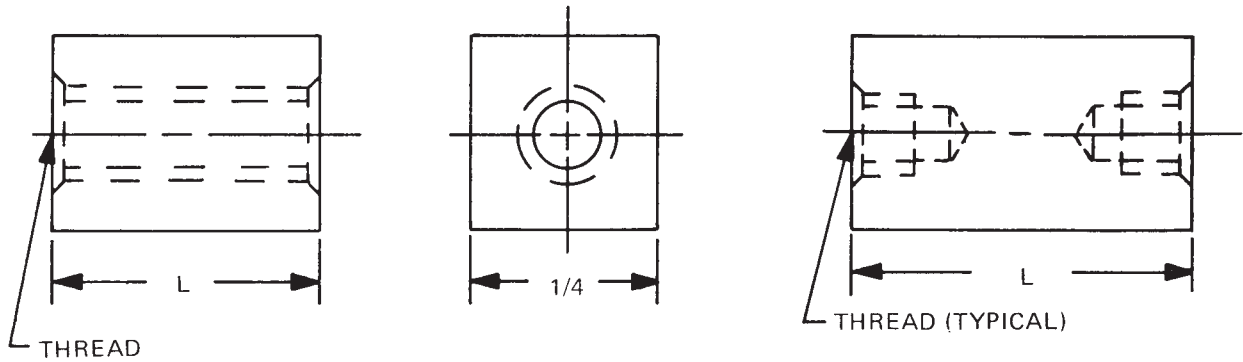
LENGTH	PART NO.
1/8	2481
3/16	2482
1/4	2483
5/16	2484
3/8	2485
7/16	2486
1/2	2487
9/16	2488
5/8	2489
11/16	2490
3/4	2491
13/16	2492
7/8	2493
15/16	2494
1"	2495
1-1/16	2496
1-1/8	2497
1-3/16	2498
1-1/4	2499
1-5/16	2500
1-3/8	2501
1-7/16	2502
1-1/2	2503
1-9/16	2504

LENGTH	PART NO.
1-5/8	2505
1-11/16	2506
1-3/4	2507
1-13/16	2508
1-7/8	2509
1-15/16	2510
2"	2511
2-1/16	2512
2-1/8	2513
2-3/16	2514
2-1/4	2515
2-5/16	2516
2-3/8	2517
2-7/16	2518
2-1/2	2519
2-9/16	2520
2-5/8	2521
2-11/16	2522
2-3/4	2523
2-13/16	2524
2-7/8	2525
2-15/16	2526
3"	2527

THREAD	CODE
2-56	256
4-40	440

MATERIAL	CODE	RoHS
Aluminum	AL	YES
Brass	B	YES
Stainless Steel	SS	YES
Steel	S	YES

1/4 SQUARE FEMALE STANDOFFS



See page 10 for thread depth chart
 See page 9 for finish codes
 For non-standard parts contact Sales Office

LENGTH	PART NO.
1/8	2528
3/16	2529
1/4	2530
5/16	2531
3/8	2532
7/16	2533
1/2	2534
9/16	2535
5/8	2536
11/16	2537
3/4	2538
13/16	2539
7/8	2540
15/16	2541
1"	2542
1-1/16	2543
1-1/8	2544
1-3/16	2545
1-1/4	2546
1-5/16	2547
1-3/8	2548
1-7/16	2549
1-1/2	2550
1-9/16	2551
1-5/8	2552

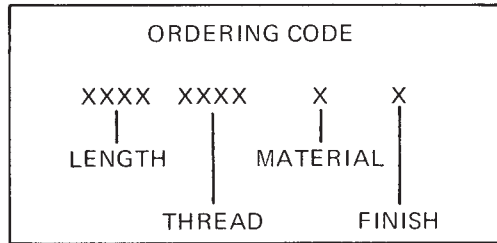
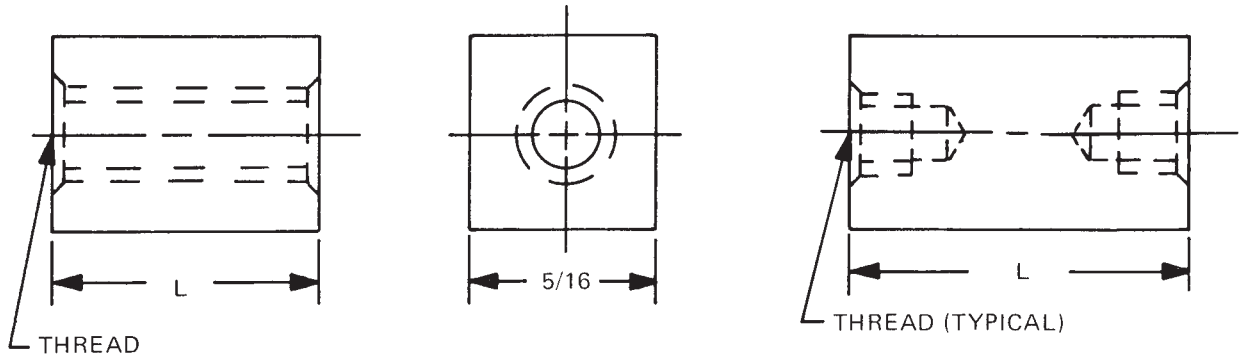
LENGTH	PART NO.
1-11/16	2553
1-3/4	2554
1-13/16	2555
1-7/8	2556
1-15/16	2557
2"	2558
2-1/8	2559
2-1/4	2560
2-3/8	2561
2-1/2	2562
2-5/8	2563
2-3/4	2564
2-7/8	2565
3"	2566
3-1/4	2567
3-1/2	2568
3-3/4	2569
4"	2570
4-1/4	2571
4-1/2	2572
4-3/4	2573
5"	2574
5-1/4	2575
5-1/2	2576
5-3/4	2577

LENGTH	PART NO.
6"	2578
6-1/4	2579
6-1/2	2580
6-3/4	2581
7"	2582
7-1/4	2583
7-1/2	2584
7-3/4	2585
8"	2586
8-1/4	2587
8-1/2	2588
8-3/4	2589
9"	2590
9-1/4	2591
9-1/2	2592
9-3/4	2593
10"	2594

THREAD	CODE
4-40	440
6-32	632
8-32	832
10-32	1032

MATERIAL	CODE	RoHS
Aluminum	AL	YES
Brass	B	YES
Stainless Steel	SS	YES
Steel	S	YES

5/16 SQUARE FEMALE STANDOFFS



See page 10 for thread depth chart
 See page 9 for finish codes
 For non-standard parts contact Sales Office

LENGTH	PART NO.
1/8	2595
3/16	2596
1/4	2597
5/16	2598
3/8	2599
7/16	2600
1/2	2601
9/16	2602
5/8	2603
11/16	2604
3/4	2605
13/16	2606
7/8	2607
15/16	2608
1"	2609
1-1/16	2610
1-1/8	2611
1-3/16	2612
1-1/4	2613
1-5/16	2614
1-3/8	2615
1-7/16	2616
1-1/2	2617
1-9/16	2618
1-5/8	2619

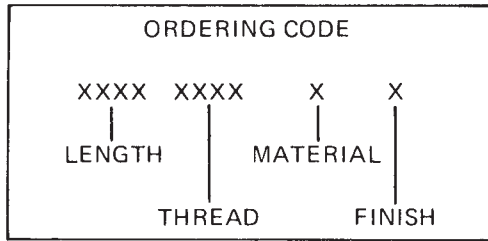
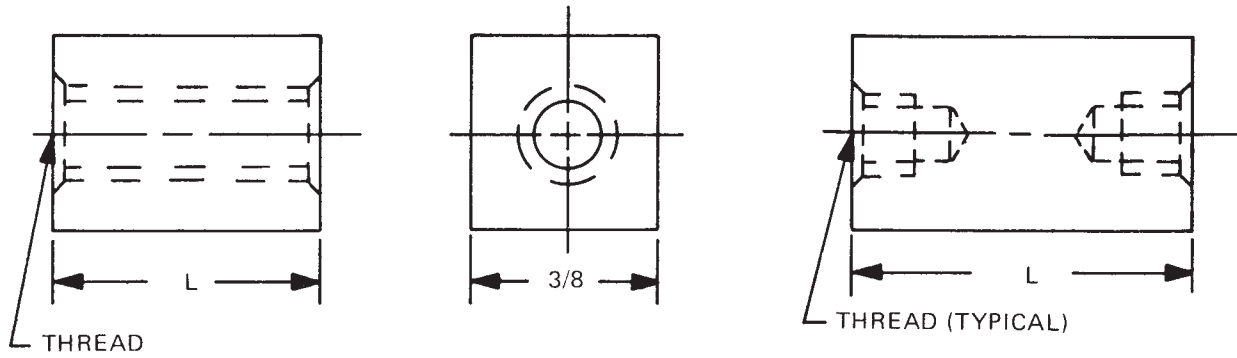
LENGTH	PART NO.
1-11/16	2620
1-3/4	2621
1-13/16	2622
1-7/8	2623
1-15/16	2624
2"	2625
2-1/8	2626
2-1/4	2627
2-3/8	2628
2-1/2	2629
2-5/8	2630
2-3/4	2631
2-7/8	2632
3"	2633
3-1/4	2634
3-1/2	2635
3-3/4	2636
4"	2637
4-1/4	2638
4-1/2	2639
4-3/4	2640
5"	2641
5-1/4	2642
5-1/2	2643
5-3/4	2644

LENGTH	PART NO.
6"	2645
6-1/4	2646
6-1/2	2647
6-3/4	2648
7"	2649
7-1/4	2650
7-1/2	2651
7-3/4	2652
8"	2653
8-1/4	2654
8-1/2	2655
8-3/4	2656
9"	2657
9-1/4	2658
9-1/2	2659
9-3/4	2660
10"	2661

THREAD	CODE
4-40	440
6-32	632
8-32	832
10-32	1032

MATERIAL	CODE	RoHS
Aluminum	AL	YES
Brass	B	YES
Stainless Steel	SS	YES
Steel	S	YES

3/8 SQUARE FEMALE STANDOFFS



See page 10 for thread depth chart
 See page 9 for finish codes
 For non-standard parts contact Sales Office

LENGTH	PART NO.
1/8	2662
3/16	2663
1/4	2664
5/16	2665
3/8	2666
7/16	2667
1/2	2668
9/16	2669
5/8	2670
11/16	2671
3/4	2672
13/16	2673
7/8	2674
15/16	2675
1"	2676
1-1/16	2677
1-1/8	2678
1-3/16	2679
1-1/4	2680
1-5/16	2681
1-3/8	2682
1-7/16	2683
1-1/2	2684
1-9/16	2685
1-5/8	2686

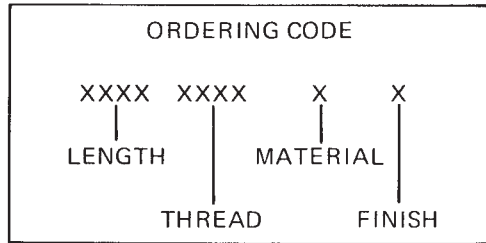
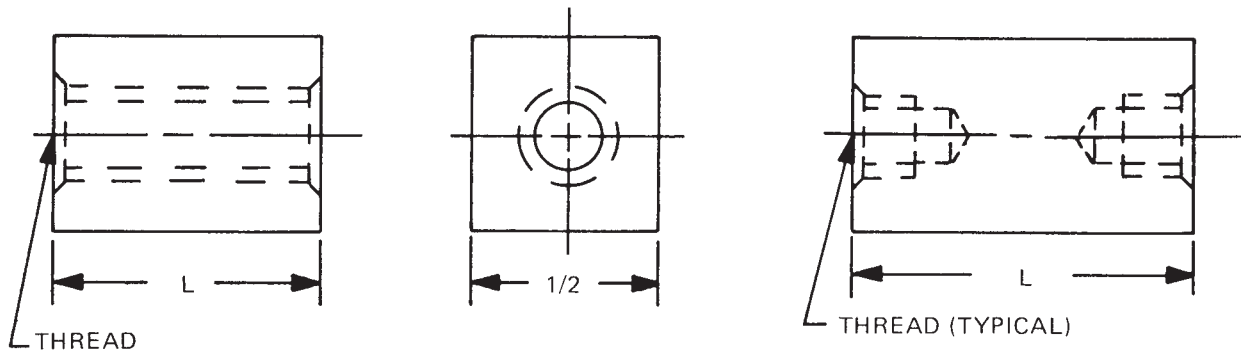
LENGTH	PART NO.
1-11/16	2687
1-3/4	2688
1-13/16	2689
1-7/8	2690
1-15/16	2691
2"	2692
2-1/8	2693
2-1/4	2694
2-3/8	2695
2-1/2	2696
2-5/8	2697
2-3/4	2698
2-7/8	2699
3"	2700
3-1/4	2701
3-1/2	2702
3-3/4	2703
4"	2704
4-1/4	2705
4-1/2	2706
4-3/4	2707
5"	2708
5-1/4	2709
5-1/2	2710
5-3/4	2711

LENGTH	PART NO.
6"	2712
6-1/4	2713
6-1/2	2714
6-3/4	2715
7"	2716
7-1/4	2717
7-1/2	2718
7-3/4	2719
8"	2720
8-1/4	2721
8-1/2	2722
8-3/4	2723
9"	2724
9-1/4	2725
9-1/2	2726
9-3/4	2727
10"	2728

THREAD	CODE
6-32	632
8-32	832
10-32	1032
12-24	1224
1/4-20	2520

MATERIAL	CODE	RoHS
Aluminum	AL	YES
Brass	B	YES
Stainless Steel	SS	YES
Steel	S	YES

1/2 SQUARE FEMALE STANDOFFS



See page 10 for thread depth chart
 See page 9 for finish codes
 For non-standard parts contact Sales Office

LENGTH	PART NO.
1/8	2729
3/16	2730
1/4	2731
5/16	2732
3/8	2733
7/16	2734
1/2	2735
9/16	2736
5/8	2737
11/16	2738
3/4	2739
13/16	2740
7/8	2741
15/16	2742
1"	2743
1-1/16	2744
1-1/8	2745
1-3/16	2746
1-1/4	2747
1-5/16	2748
1-3/8	2749
1-7/16	2750
1-1/2	2751
1-9/16	2752
1-5/8	2753

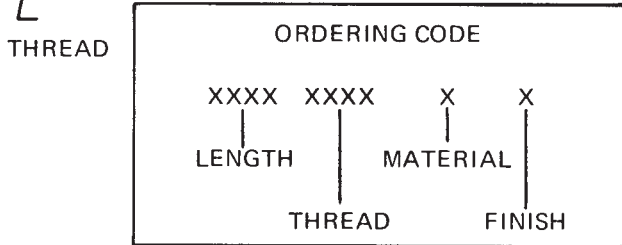
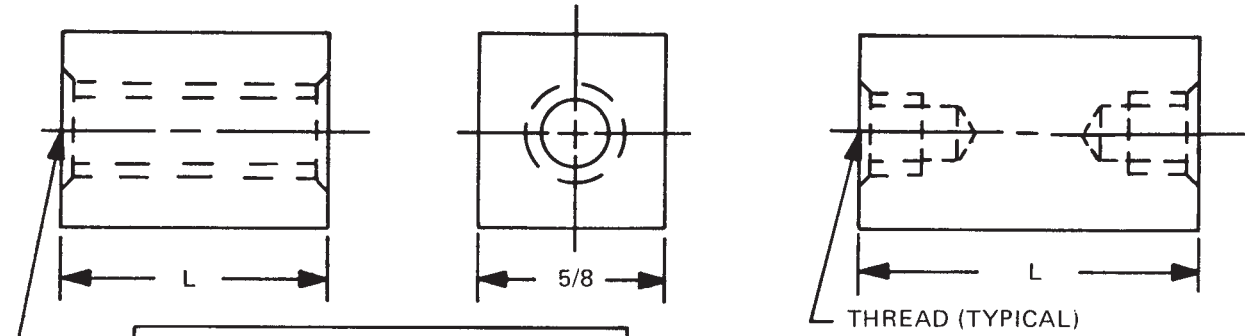
LENGTH	PART NO.
1-11/16	2754
1-3/4	2755
1-13/16	2756
1 7/8	2757
1-15/16	2758
2"	2759
2-1/8	2760
2-1/4	2761
2-3/8	2762
2-1/2	2763
2-5/8	2764
2-3/4	2765
2-7/8	2766
3"	2767
3-1/4	2768
3-1/2	2769
3-3/4	2770
4"	2771
4-1/4	2772
4-1/2	2773
4-3/4	2774
5"	2775
5-1/4	2776
5-1/2	2777
5-3/4	2778

LENGTH	PART NO.
6"	2779
6-1/4	2780
6-1/2	2781
6-3/4	2782
7"	2783
7-1/4	2784
7-1/2	2785
7-3/4	2786
8"	2787
8-1/4	2788
8-1/2	2789
8-3/4	2790
9"	2791
9-1/4	2792
9-1/2	2793
9-3/4	2794
10"	2795

THREAD	CODE
6-32	632
8-32	832
10-32	1032
12-24	1224
1/4-20	2520

MATERIAL	CODE	RoHS
Aluminum	AL	YES
Brass	B	YES
Stainless Steel	SS	YES
Steel	S	YES

5/8 SQUARE FEMALE STANDOFFS



See page 10 for thread depth chart
 See page 9 for finish codes
 For non-standard parts contact Sales Office

LENGTH	PART NO.
1/8	2796
3/16	2797
1/4	2798
5/16	2799
3/8	2800
7/16	2801
1/2	2802
9/16	2803
5/8	2804
11/16	2805
3/4	2806
13/16	2807
7/8	2808
15/16	2809
1"	2810
1-1/16	2811
1-1/8	2812
1-3/16	2813
1-1/4	2814
1-5/16	2815
1-3/8	2816
1-7/16	2817
1-1/2	2818
1-9/16	2819
1-5/8	2820

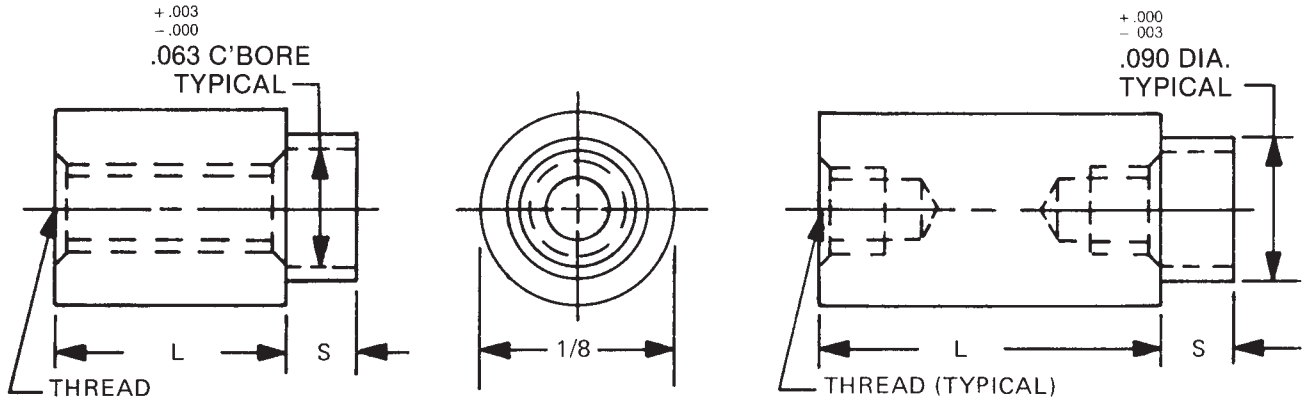
LENGTH	PART NO.
1-11/16	2821
1-3/4	2822
1-13/16	2823
1-7/8	2824
1-15/16	2825
2"	2826
2-1/8	2827
2-1/4	2828
2-3/8	2829
2-1/2	2830
2-5/8	2831
2-3/4	2832
2-7/8	2833
3"	2834
3-1/4	2835
3-1/2	2836
3-3/4	2837
4"	2838
4-1/4	2839
4-1/2	2840
4-3/4	2841
5"	2842
5-1/4	2843
5-1/2	2844
5-3/4	2845

LENGTH	PART NO.
6"	2846
6-1/4	2847
6-1/2	2848
6-3/4	2849
7"	2850
7-1/4	2851
7-1/2	2852
7-3/4	2853
8"	2854
8-1/4	2855
8-1/2	2856
8-3/4	2857
9"	2858
9-1/4	2859
9-1/2	2860
9-3/4	2861
10"	2862

THREAD	CODE
8-32	832
10-32	1032
12-24	1224
1/4-20	2520
5/16-18	3118
3/8-16	3716
7/16-14	4314

MATERIAL	CODE	RoHS
Aluminum	AL	YES
Brass	B	YES
Stainless Steel	SS	YES
Steel	S	YES

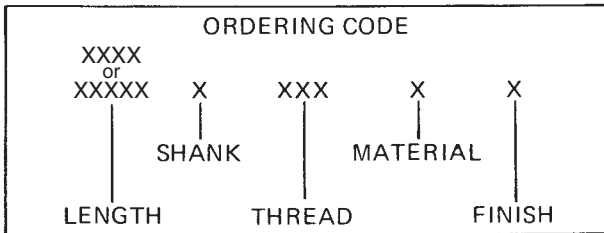
1/8 ROUND SWAGE STANDOFFS



See page iv for
installation information

L = STANDOFF LENGTH
S = SHANK LENGTH
P = BOARD THICKNESS

See page 10 for thread depth chart
See page 9 for finish codes
For non-standard parts contact Sales Office



SWAGE TOOLING		
PUNCH	ANVIL	LENGTH
P-1	AR-10	3/32-3/16
	AR-11	7/32-7/16
	AR-12	15/32-11/16
	AR-13	23/32-1"

LENGTH	PART NO.
3/32	3000A
1/8	3000
5/32	3000T
3/16	3001
7/32	3001T
1/4	3002
9/32	3002T
5/16	3003
11/32	3003T
3/8	3004
13/32	3004T
7/16	3005
15/32	3005T
1/2	3006
17/32	3006T

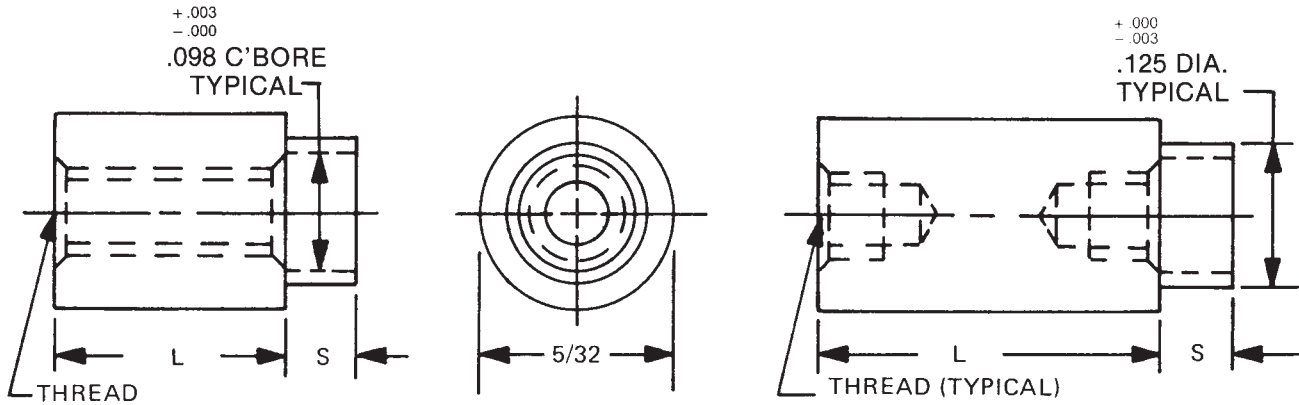
LENGTH	PART NO.
9/16	3007
19/32	3007T
5/8	3008
21/32	3008T
11/16	3009
23/32	3009T
3/4	3010
25/32	3010T
13/16	3011
27/32	3011T
7/8	3012
29/32	3012T
15/16	3013
31/32	3013T
1"	3014

SWAGE/PANEL CODE		
±.003	S	P
.075	A	1/32
.105	B	1/16
.135	C	3/32
.165	D	1/8
.230	E	3/16
.290	F	1/4

THREAD	CODE
0-80	080

MATERIAL	CODE	RoHS
Aluminum	AL	YES
Brass	B	YES
Stainless Steel	SS	YES
Steel	S	YES

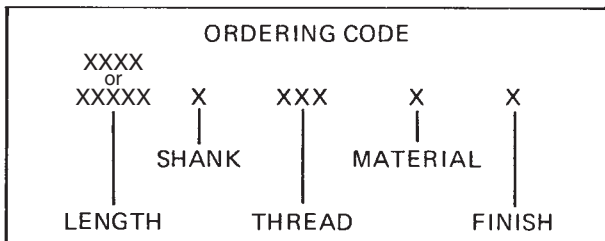
5/32 ROUND SWAGE STANDOFFS



See page iv for
installation information

L = STANDOFF LENGTH
S = SHANK LENGTH
P = BOARD THICKNESS

See page 10 for thread depth chart
See page 9 for finish codes
For non-standard parts contact Sales Office



SWAGE TOOLING		
PUNCH	ANVIL	LENGTH
P-2	AR-14	3/32-3/16
	AR-15	7/32-7/16
	AR-16	15/32-11/16
	AR-17	23/32-1"

SWAGE/PANEL CODE		
±.003	S	P
.075	A	1/32
.105	B	1/16
.135	C	3/32
.165	D	1/8
.230	E	3/16
.290	F	1/4

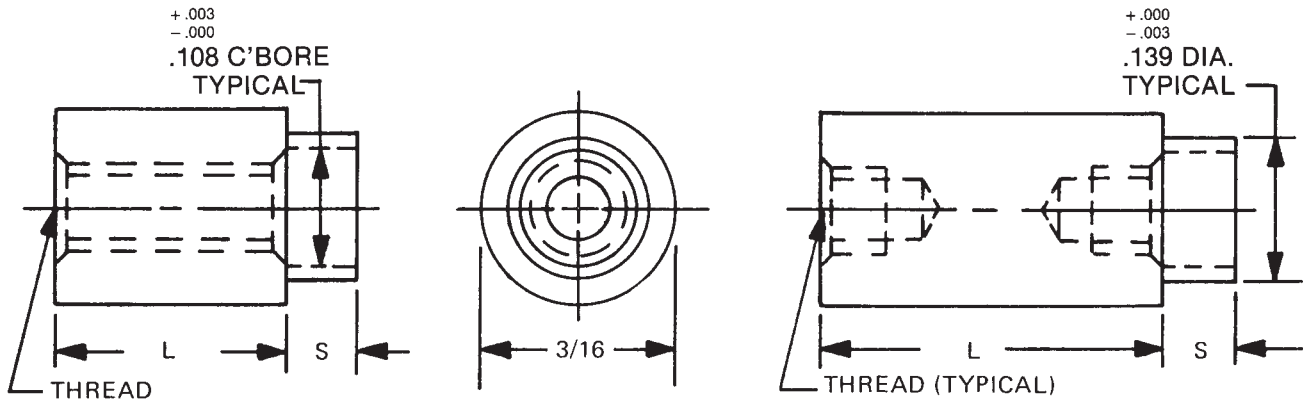
THREAD	CODE
0-80	080
2-56	256

LENGTH	PART NO.
3/32	3015A
1/8	3015
5/32	3015T
3/16	3016
7/32	3016T
1/4	3017
9/32	3017T
5/16	3018
11/32	3018T
3/8	3019
13/32	3019T
7/16	3020
15/32	3020T
1/2	3021
17/32	3021T

LENGTH	PART NO.
9/16	3022
19/32	3022T
5/8	3023
21/32	3023T
11/16	3024
23/32	3024T
3/4	3025
25/32	3025T
13/16	3026
27/32	3026T
7/8	3027
29/32	3027T
15/16	3028
31/32	3028T
1"	3029

MATERIAL	CODE	RoHS
Aluminum	AL	YES
Brass	B	YES
Stainless Steel	SS	YES
Steel	S	YES

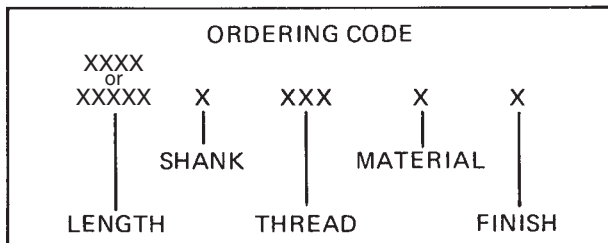
3/16 ROUND SWAGE STANDOFFS



L = STANDOFF LENGTH
 S = SHANK LENGTH
 P = BOARD THICKNESS

See page iv for installation information

See page 10 for thread depth chart
 See page 9 for finish codes
 For non-standard parts contact Sales Office



SWAGE TOOLING		
PUNCH	ANVIL	LENGTH
P-3	AR-18	3/32-3/16
	AR-19	7/32-7/16
	AR-20	15/32-11/16
	AR-21	23/32-1"

SWAGE/PANEL CODE		
±.003	S	P
.075	A	1/32
.105	B	1/16
.135	C	3/32
.165	D	1/8
.230	E	3/16
.290	F	1/4

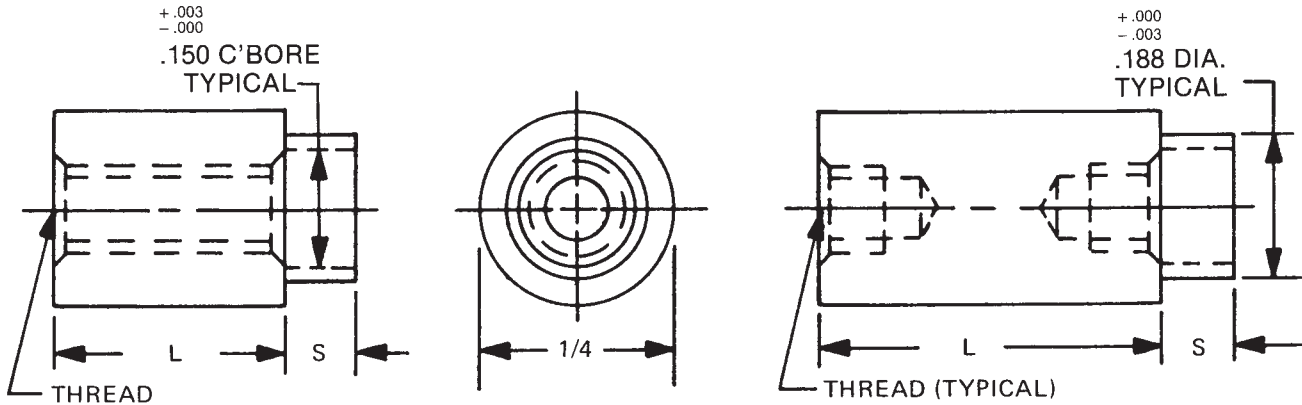
THREAD	CODE
2-56	256
3-48	348

LENGTH	PART NO.
3/32	3030A
1/8	3030
5/32	3030T
3/16	3031
7/32	3031T
1/4	3032
9/32	3032T
5/16	3033
11/32	3033T
3/8	3034
13/32	3034T
7/16	3035
15/32	3035T
1/2	3036
17/32	3036T

LENGTH	PART NO.
9/16	3037
19/32	3037T
5/8	3038
21/32	3038T
11/16	3039
23/32	3039T
3/4	3040
25/32	3040T
13/16	3041
27/32	3041T
7/8	3042
29/32	3042T
15/16	3043
31/32	3043T
1"	3044

MATERIAL	CODE	RoHS
Aluminum	AL	YES
Brass	B	YES
Stainless Steel	SS	YES
Steel	S	YES

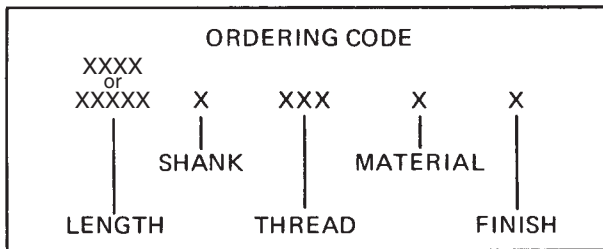
1/4 ROUND SWAGE STANDOFFS



See page iv for installation information

L = STANDOFF LENGTH
S = SHANK LENGTH
P = BOARD THICKNESS

See page 10 for thread depth chart
See page 9 for finish codes
For non-standard parts contact Sales Office



SWAGE TOOLING		
PUNCH	ANVIL	LENGTH
P-4	AR-22	3/32-3/16
	AR-23	7/32-7/16
	AR-24	15/32-11/16
	AR-25	23/32-2"

SWAGE/PANEL CODE		
±.003	S	P
.075	A	1/32
.105	B	1/16
.135	C	3/32
.165	D	1/8
.230	E	3/16
.290	F	1/4

LENGTH	PART NO.
3/32	3045A
1/8	3045
5/32	3045T
3/16	3046
7/32	3046T
1/4	3047
9/32	3047T
5/16	3048
11/32	3048T
3/8	3049
13/32	3049T
7/16	3050
15/32	3050T
1/2	3051
17/32	3051T

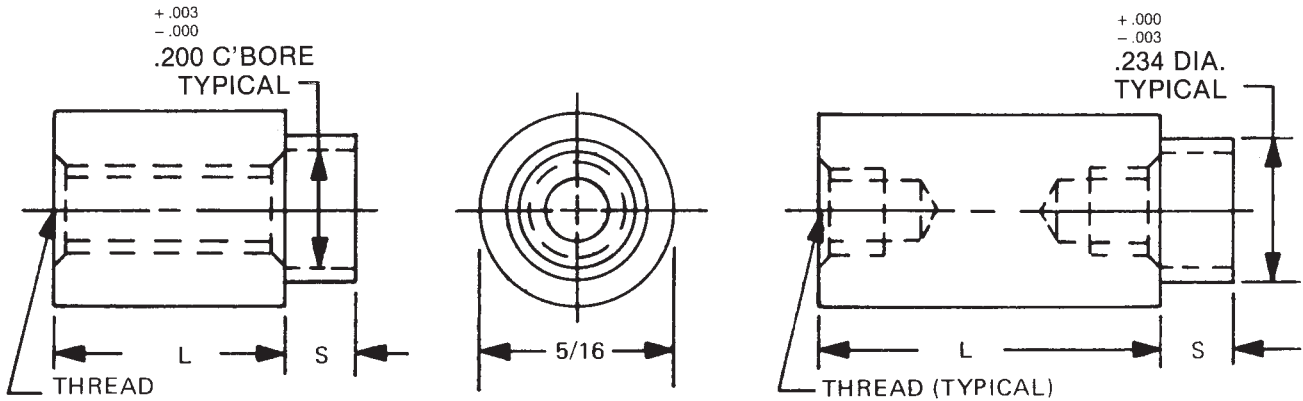
LENGTH	PART NO.
9/16	3052
19/32	3052T
5/8	3053
21/32	3053T
11/16	3054
23/32	3054T
3/4	3055
25/32	3055T
13/16	3056
27/32	3056T
7/8	3057
29/32	3057T
15/16	3058
31/32	3058T
1"	3059

LENGTH	PART NO.
1-1/16	3060
1-1/8	3061
1-3/16	3062
1-1/4	3063
1-5/16	3064
1-3/8	3065
1-7/16	3066
1-1/2	3067
1-9/16	3068
1-5/8	3069
1-11/16	3070
1-3/4	3071
1-13/16	3072
1-7/8	3073
1-15/16	3074
2"	3075

THREAD	CODE
2-56	256
3-48	348
4-40	440
6-32	632

MATERIAL	CODE	RoHS
Aluminum	AL	YES
Brass	B	YES
Stainless Steel	SS	YES
Steel	S	YES

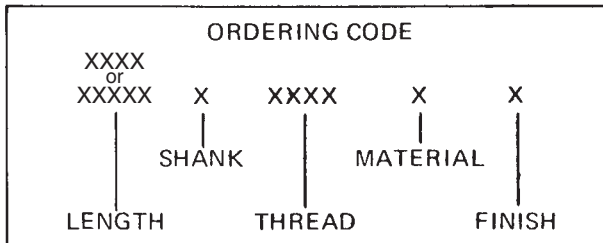
5/16 ROUND SWAGE STANDOFFS



See page iv for
installation information

L = STANDOFF LENGTH
S = SHANK LENGTH
P = BOARD THICKNESS

See page 10 for thread depth chart
See page 9 for finish codes
For non-standard parts contact Sales Office



SWAGE TOOLING		
PUNCH	ANVIL	LENGTH
P-5	AR-26	3/32-3/16
	AR-27	7/32-7/16
	AR-28	15/32-11/16
	AR-29	23/32-2"

SWAGE/PANEL CODE		
±.003	S	P
.075	A	1/32
.105	B	1/16
.135	C	3/32
.165	D	1/8
.230	E	3/16
.290	F	1/4

THREAD	CODE
4-40	440
6-32	632
8-32	832
10-32	1032

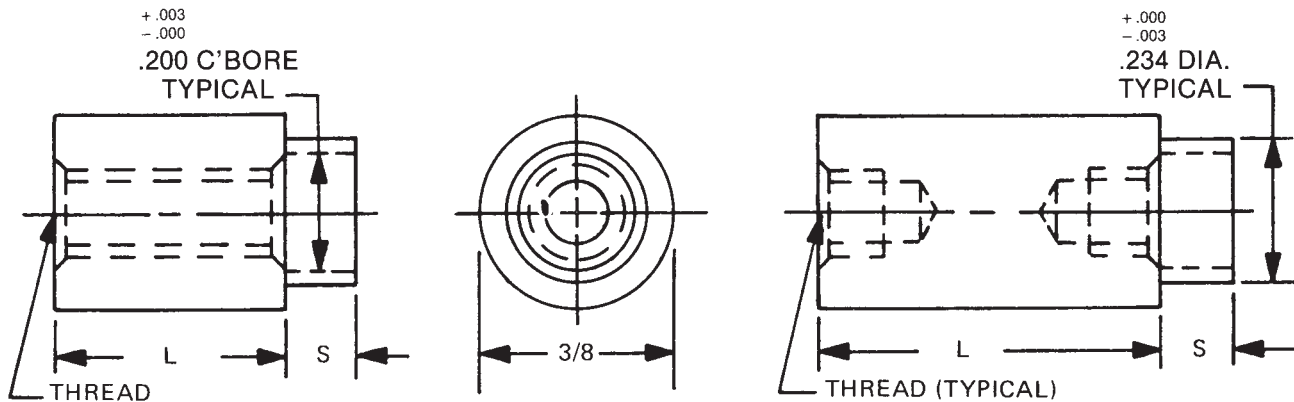
LENGTH	PART NO.
3/32	3076A
1/8	3076
5/32	3076T
3/16	3077
7/32	3077T
1/4	3078
9/32	3078T
5/16	3079
11/32	3079T
3/8	3080
13/32	3080T
7/16	3081
15/32	3081T
1/2	3082
17/32	3082T

LENGTH	PART NO.
9/16	3083
19/32	3083T
5/8	3084
21/32	3084T
11/16	3085
23/32	3085T
3/4	3086
25/32	3086T
13/16	3087
27/32	3087T
7/8	3088
29/32	3088T
15/16	3089
31/32	3089T
1"	3090

LENGTH	PART NO.
1-1/16	3091
1-1/8	3092
1-3/16	3093
1-1/4	3094
1-5/16	3095
1-3/8	3096
1-7/16	3097
1-1/2	3098
1-9/16	3099
1-5/8	3100
1-11/16	3101
1-3/4	3102
1-13/16	3103
1-7/8	3104
1-15/16	3105
2"	3106

MATERIAL	CODE	RoHS
Aluminum	AL	YES
Brass	B	YES
Stainless Steel	SS	YES
Steel	S	YES

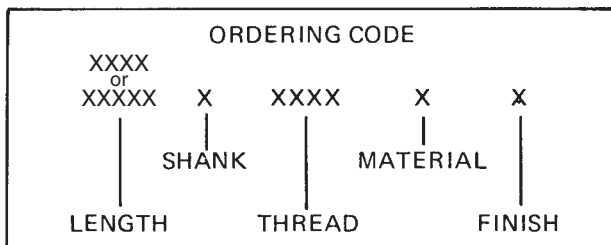
3/8 ROUND SWAGE STANDOFFS



See page iv for installation information

L = STANDOFF LENGTH
 S = SHANK LENGTH
 P = BOARD THICKNESS

See page 10 for thread depth chart
 See page 9 for finish codes
 For non-standard parts contact Sales Office



SWAGE TOOLING		
PUNCH	ANVIL	LENGTH
P-5	AR-30	3/32-3/16
	AR-31	7/32-7/16
	AR-32	15/32-11/16
	AR-33	23/32-2"

SWAGE/PANEL CODE		
±.003	S	P
.075	A	1/32
.105	B	1/16
.135	C	3/32
.165	D	1/8
.230	E	3/16
.290	F	1/4

LENGTH	PART NO.
3/32	3107A
1/8	3107
5/32	3107T
3/16	3108
7/32	3108T
1/4	3109
9/32	3109T
5/16	3110
11/32	3110T
3/8	3111
13/32	3111T
7/16	3112
15/32	3112T
1/2	3113
17/32	3113T

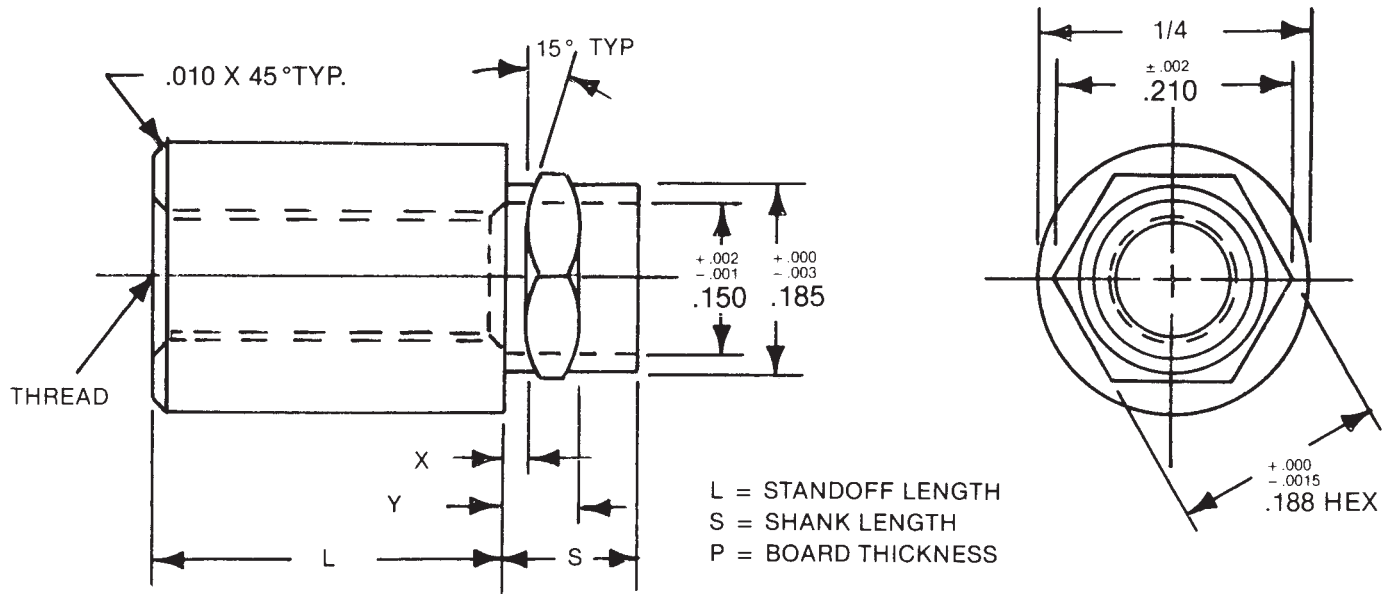
LENGTH	PART NO.
9/16	3114
19/32	3114T
5/8	3115
21/32	3115T
11/16	3116
23/32	3116T
3/4	3117
25/32	3117T
13/16	3118
27/32	3118T
7/8	3119
29/32	3119T
15/16	3120
31/32	3120T
1"	3121

LENGTH	PART NO.
1-1/16	3122
1-1/8	3123
1-3/16	3124
1-1/4	3125
1-5/16	3126
1-3/8	3127
1-7/16	3128
1-1/2	3129
1-9/16	3130
1-5/8	3131
1-11/16	3132
1-3/4	3133
1-13/16	3134
1-7/8	3135
1-15/16	3136
2"	3137

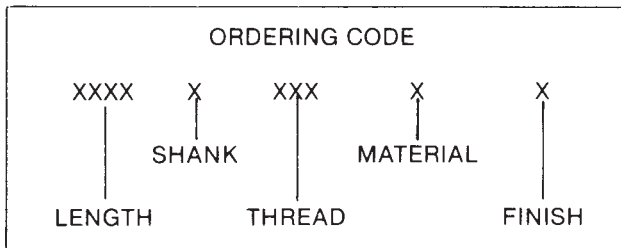
THREAD	CODE
4-40	440
6-32	632
8-32	832
10-32	1032

MATERIAL	CODE	RoHS
Aluminum	AL	YES
Brass	B	YES
Stainless Steel	SS	YES
Steel	S	YES

1/4 SWAGE TITE STANDOFFS



See page 10 for thread depth chart
 See page 9 for finish codes
 For non-standard parts contact Sales Office



SWAGE TOOLING		
PUNCH	ANVIL	LENGTH
P-4	AR-22	1/8-3/16
	AR-23	1/4-7/16
	AR-24	1/2-11/16
	AR-25	3/4 - 2"

SWAGE/PANEL CODE				
±.003	S	P	X	Y
.075	A	1/32	.010	.025
.105	B	1/16	.025	.055
.135	C	3/32	.030	.065
.165	D	1/8	.035	.075
.230	E	3/16	.040	.085

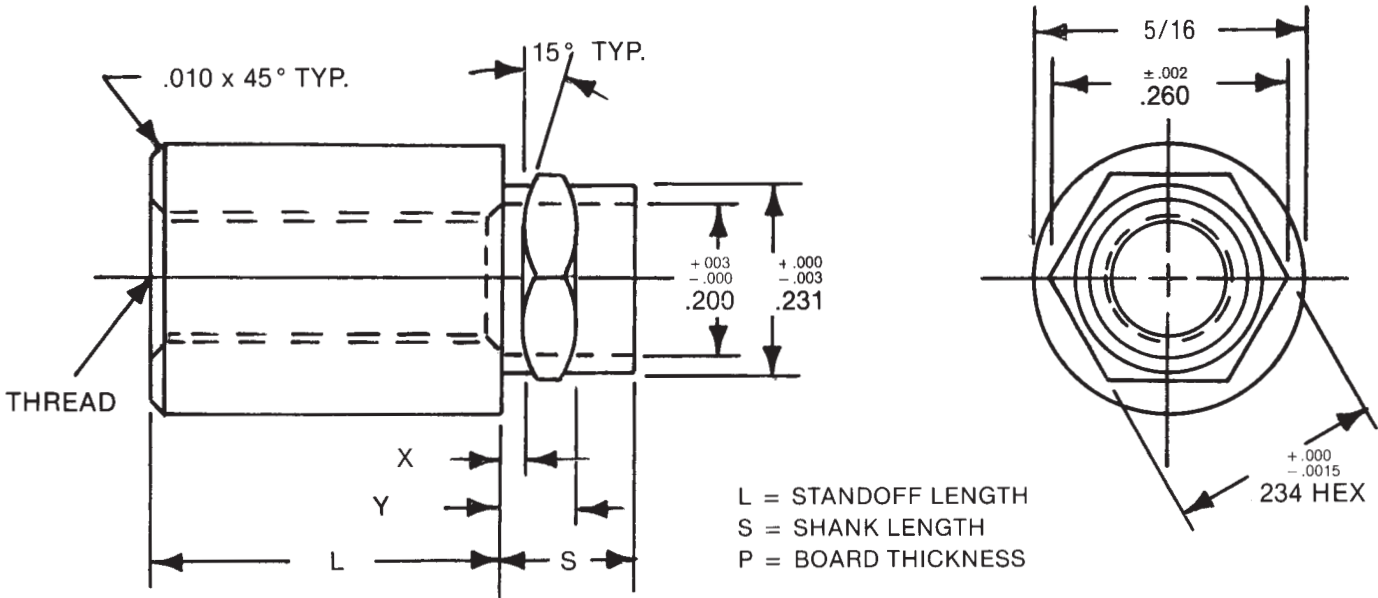
LENGTH	PART NO.
1/8	3200
3/16	3201
1/4	3202
5/16	3203
3/8	3204
7/16	3205
1/2	3206
9/16	3207
5/8	3208
11/16	3209
3/4	3210
13/16	3211
7/8	3212
15/16	3213
1"	3214

LENGTH	PART NO.
1-1/16	3215
1-1/8	3216
1-3/16	3217
1-1/4	3218
1-5/16	3219
1-3/8	3220
1-7/16	3221
1-1/2	3222
1-9/16	3223
1-5/8	3224
1-11/16	3225
1-3/4	3226
1-13/16	3227
1-7/8	3228
1-15/16	3229
2"	3230

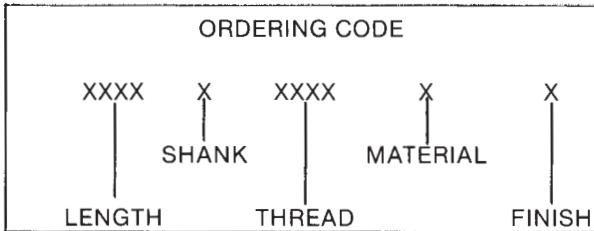
THREAD	CODE
4-40	440
6-32	632

MATERIAL	CODE	RoHS
Aluminum	AL	YES
Brass	B	YES
Stainless Steel	SS	YES
Steel	S	YES

5/16 SWAGE TITE STANDOFFS



See page 10 for thread depth chart
 See page 9 for finish codes
 For non-standard parts contact Sales Office



SWAGE TOOLING		
PUNCH	ANVIL	LENGTH
P-5	AR-26	1/8-3/16
	AR-27	1/4-7/16
	AR-28	1/2-11/16
	AR-29	3/4 -2"

SWAGE/PANEL CODE				
± .003	S	P	X	Y
.075	A	1/32	.010	.025
.105	B	1/16	.025	.055
.135	C	3/32	.030	.065
.165	D	1/8	.035	.075
.230	E	3/16	.040	.085

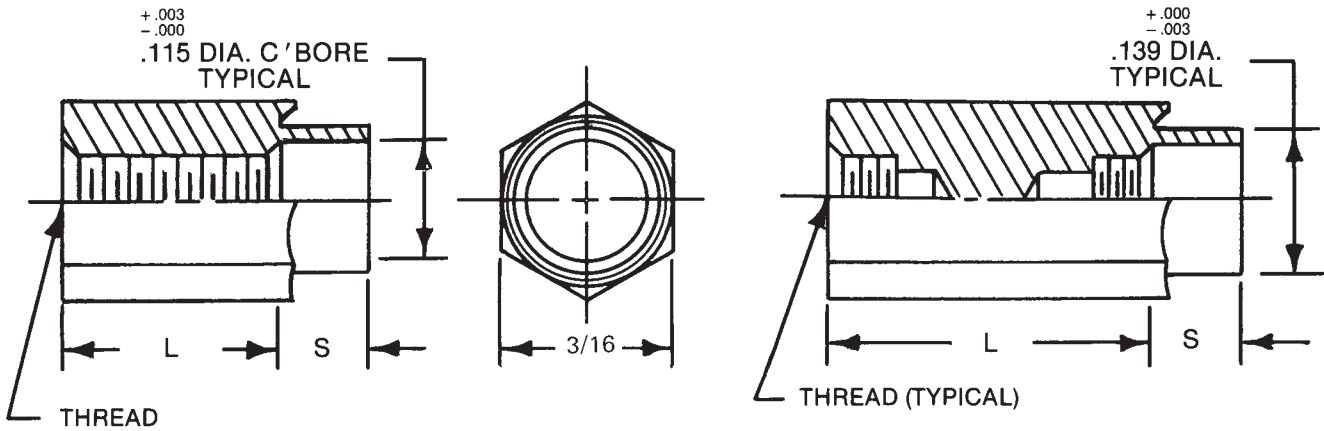
LENGTH	PART NO.
1/8	3250
3/16	3251
1/4	3252
5/16	3253
3/8	3254
7/16	3255
1/2	3256
9/16	3257
5/8	3258
11/16	3259
3/4	3260
13/16	3261
7/8	3262
15/16	3263
1"	3264

LENGTH	PART NO.
1-1/16	3265
1-1/8	3266
1-3/16	3267
1-1/4	3268
1-5/16	3269
1-3/8	3270
1-7/16	3271
1-1/2	3272
1-9/16	3273
1-5/8	3274
1-11/16	3275
1-3/4	3276
1-13/16	3277
1-7/8	3278
1-15/16	3279
2"	3280

THREAD	CODE
6-32	632
8-32	832
10-32	1032

MATERIAL	CODE	RoHS
Aluminum	AL	YES
Brass	B	YES
Stainless Steel	SS	YES
Steel	S	YES

3/16 HEX BINDING SWAGE STANDOFFS

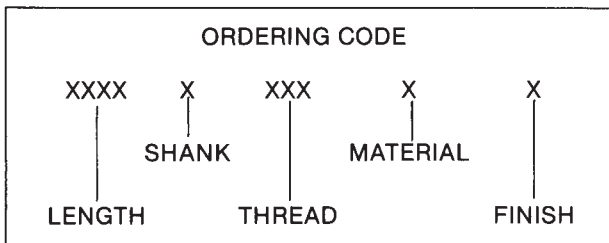


See page iv for installation information

L = STANDOFF LENGTH
S = SHANK LENGTH
P = BOARD THICKNESS

See page 10 for thread depth chart
See page 9 for finish codes
For non-standard parts contact Sales Office

SWAGE TOOLING		
PUNCH	ANVIL	LENGTH
P-3	AH-48	1/8-3/16
	AH-49	1/4-7/16
	AH-50	1/2-11/16
	AH-51	3/4-2"



SWAGE/PANEL CODE		
± .003	S	P
.075	A	1/32
.105	B	1/16
.135	C	3/32
.165	D	1/8

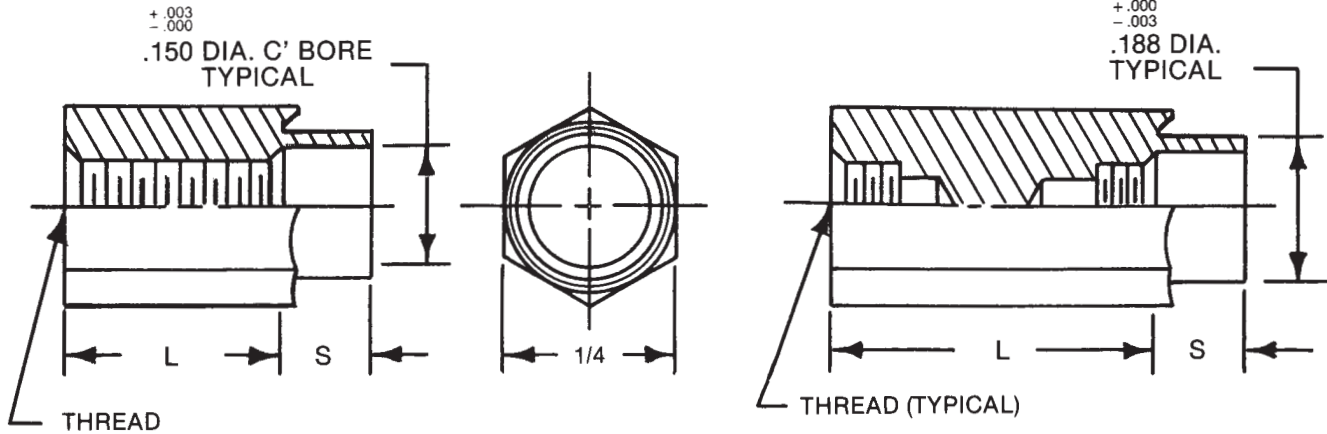
LENGTH	PART NO.
1/8	3300
3/16	3301
1/4	3302
5/16	3303
3/8	3304
7/16	3305
1/2	3306
9/16	3307
5/8	3308
11/16	3309
3/4	3310
13/16	3311
7/8	3312
15/16	3313
1"	3314

LENGTH	PART NO.
1-1/16	3315
1-1/8	3316
1-3/16	3317
1-1/4	3318
1-5/16	3319
1-3/8	3320
1-7/16	3321
1-1/2	3322
1-9/16	3323
1-5/8	3324
1-11/16	3325
1-3/4	3326
1-13/16	3327
1-7/8	3328
1-15/16	3329
2"	3330

THREAD	CODE
2-56	256
4-40	440

MATERIAL	CODE	RoHS
Aluminum	AL	YES
Brass	B	YES
Stainless Steel	SS	YES
Steel	S	YES

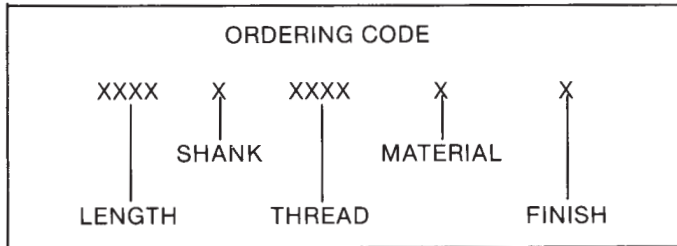
1/4 HEX BINDING SWAGE STANDOFFS



See page iv for installation information

L = STANDOFF LENGTH
S = SHANK LENGTH
P = BOARD THICKNESS

See page 10 for thread depth chart
See page 9 for finish codes
For non-standard parts contact Sales Office



SWAGE TOOLING		
PUNCH	ANVIL	LENGTH
P-4	AH-52	1/8-3/16
	AH-53	1/4-7/16
	AH-54	1/2-11/16
	AH-55	3/4-2"

LENGTH	PART NO.
1/8	3331
3/16	3332
1/4	3333
5/16	3334
3/8	3335
7/16	3336
1/2	3337
9/16	3338
5/8	3339
11/16	3340
3/4	3341
13/16	3342
7/8	3343
15/16	3344
1"	3345

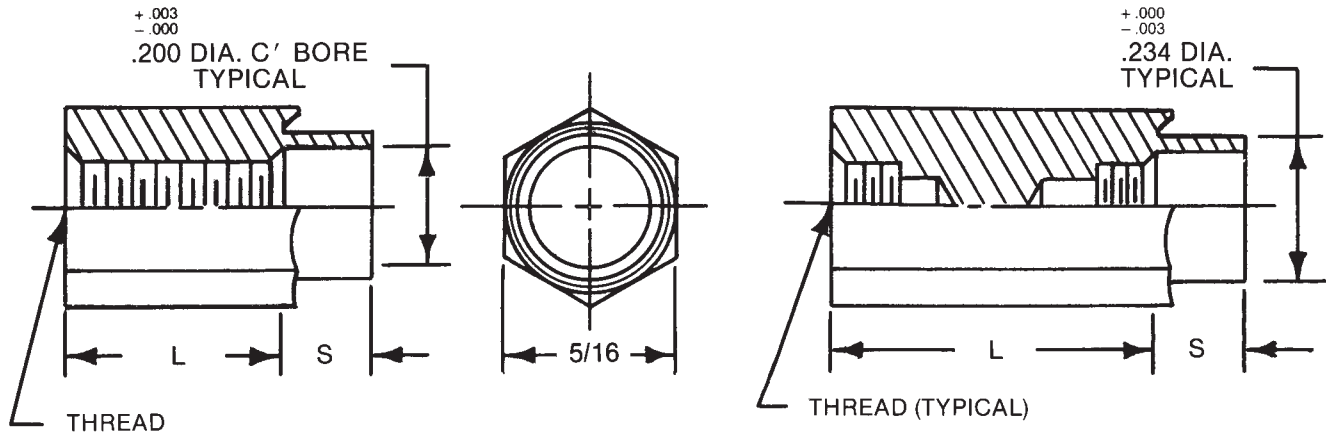
LENGTH	PART NO.
1-1/16	3346
1-1/8	3347
1-3/16	3348
1-1/4	3349
1-5/16	3350
1-3/8	3351
1-7/16	3352
1-1/2	3353
1-9/16	3354
1-5/8	3355
1-11/16	3356
1-3/4	3357
1-13/16	3358
1-7/8	3359
1-15/16	3360
2"	3361

SWAGE/PANEL CODE		
± .003	S	P
.075	A	1/32
.105	B	1/16
.135	C	3/32
.165	D	1/8

THREAD	CODE
4-40	440
6-32	632

MATERIAL	CODE	RoHS
Aluminum	AL	YES
Brass	B	YES
Stainless Steel	SS	YES
Steel	S	YES

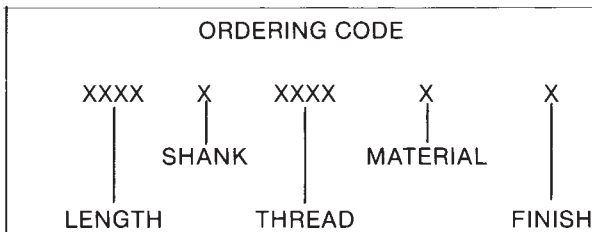
5/16 HEX BINDING SWAGE STANDOFFS



See page iv for installation information

L = STANDOFF LENGTH
S = SHANK LENGTH
P = BOARD THICKNESS

See page 10 for thread depth chart
See page 9 for finish codes
For non-standard parts contact Sales Office



SWAGE TOOLING		
PUNCH	ANVIL	LENGTH
P-5	AH-56	1/8-3/16
	AH-57	1/4-7/16
	AH-58	1/2-11/16
	AH-59	3/4 - 2"

LENGTH	PART NO.
1/8	3362
3/16	3363
1/4	3364
5/16	3365
3/8	3366
7/16	3367
1/2	3368
9/16	3369
5/8	3370
11/16	3371
3/4	3372
13/16	3373
7/8	3374
15/16	3375
1"	3376

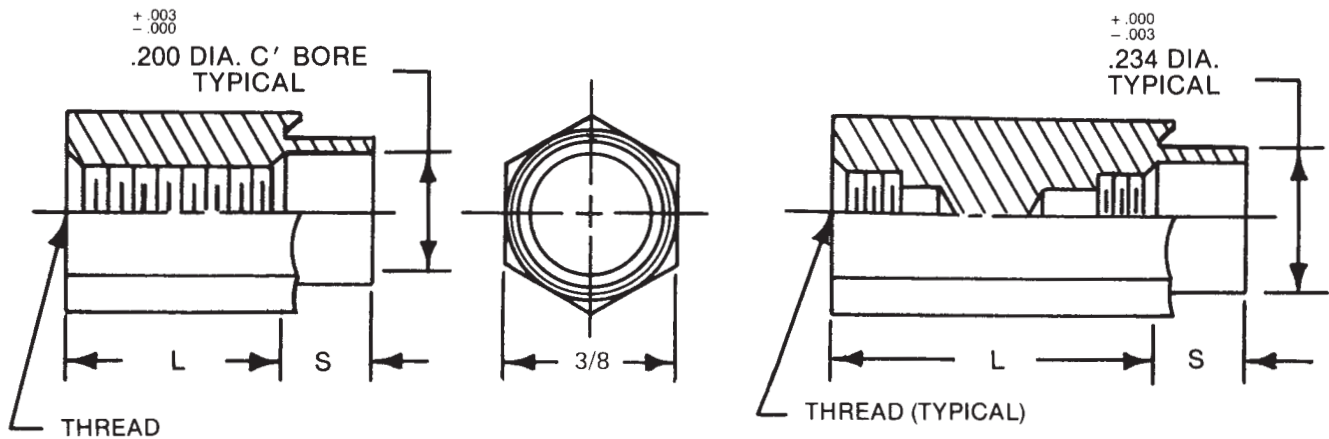
LENGTH	PART NO.
1-1/16	3377
1-1/8	3378
1-3/16	3379
1-1/4	3380
1-5/16	3381
1-3/8	3382
1-7/16	3383
1-1/2	3384
1-9/16	3385
1-5/8	3386
1-11/16	3387
1-3/4	3388
1-13/16	3389
1-7/8	3390
1-15/16	3391
2"	3392

SWAGE/PANEL CODE		
± .003	S	P
.075	A	1/32
.105	B	1/16
.135	C	3/32
.165	D	1/8

THREAD	CODE
6-32	632
8-32	832
10-32	1032

MATERIAL	CODE	RoHS
Aluminum	AL	YES
Brass	B	YES
Stainless Steel	SS	YES
Steel	S	YES

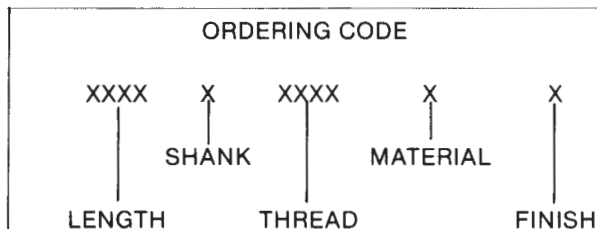
3/8 HEX BINDING SWAGE STANDOFFS



See page iv for
installation information

L = STANDOFF LENGTH
S = SHANK LENGTH
P = BOARD THICKNESS

See page 10 for thread depth chart
See page 9 for finish codes
For non-standard parts contact Sales Office



SWAGE TOOLING		
PUNCH	ANVIL	LENGTH
P-5	AH-60	1/8-3/16
	AH-61	1/4-7/16
	AH-62	1/2-11/16
	AH-63	3/4-2"

LENGTH	PART NO.
1/8	3393
3/16	3394
1/4	3395
5/16	3396
3/8	3397
7/16	3398
1/2	3399
9/16	3400
5/8	3401
11/16	3402
3/4	3403
13/16	3404
7/8	3405
15/16	3406
1"	3407

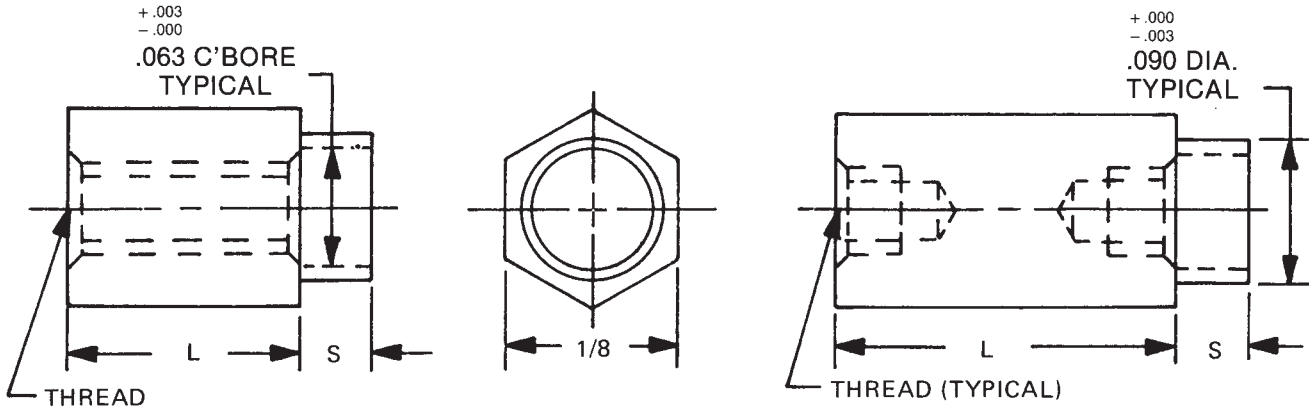
LENGTH	PART NO.
1-1/16	3408
1-1/8	3409
1-3/16	3410
1-1/4	3411
1-5/16	3412
1-3/8	3413
1-7/16	3414
1-1/2	3415
1-9/16	3416
1-5/8	3417
1-11/16	3418
1-3/4	3419
1-13/16	3420
1-7/8	3421
1-15/16	3422
2"	3423

SWAGE/PANEL CODE		
± .003	S	P
.075	A	1/32
.105	B	1/16
.135	C	3/32
.165	D	1/8

THREAD	CODE
6-32	632
8-32	832
10-32	1032

MATERIAL	CODE	RoHS
Aluminum	AL	YES
Brass	B	YES
Stainless Steel	SS	YES
Steel	S	YES

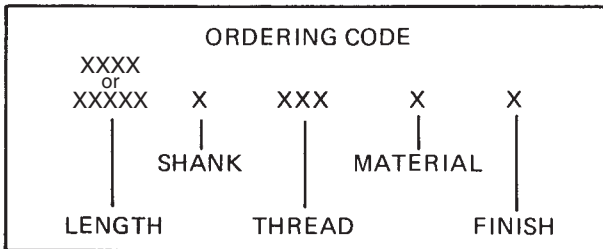
1/8 HEX SWAGE STANDOFFS



See page iv for installation information

L = STANDOFF LENGTH
S = SHANK LENGTH
P = BOARD THICKNESS

See page 10 for thread depth chart
See page 9 for finish codes
For non-standard parts contact Sales Office



SWAGE TOOLING		
PUNCH	ANVIL	LENGTH
P-1	AH-40	3/32-3/16
	AH-41	7/32-7/16
	AH-42	15/32-11/16
	AH-43	23/32-1"

SWAGE/PANEL CODE		
±.003	S	P
.075	A	1/32
.105	B	1/16
.135	C	3/32
.165	D	1/8
.230	E	3/16
.290	F	1/4

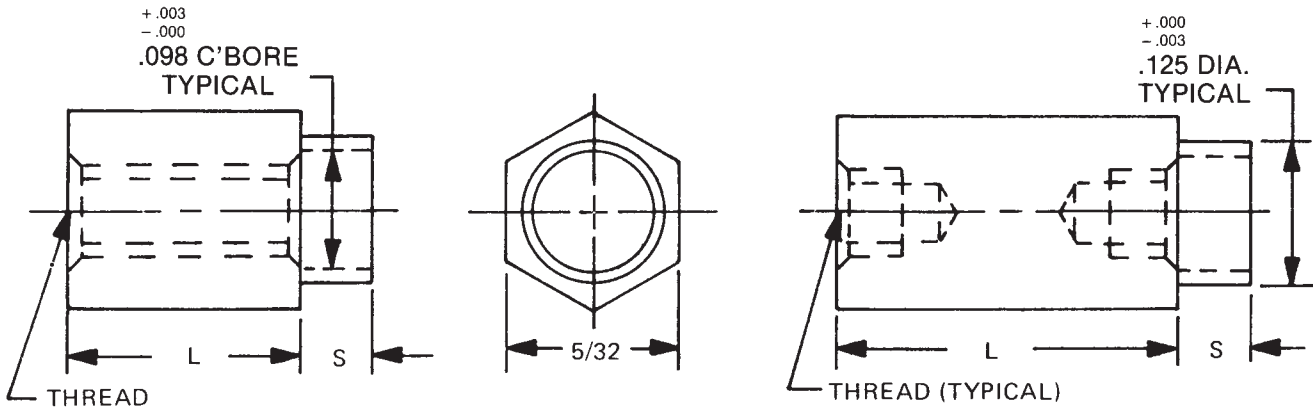
THREAD	CODE
0-80	080

LENGTH	PART NO.
3/32	3500A
1/8	3500
5/32	3500T
3/16	3501
7/32	3501T
1/4	3502
9/32	3502T
5/16	3503
11/32	3503T
3/8	3504
13/32	3504T
7/16	3505
15/32	3505T
1/2	3506
17/32	3506T

LENGTH	PART NO.
9/16	3507
19/32	3507T
5/8	3508
21/32	3508T
11/16	3509
23/32	3509T
3/4	3510
25/32	3510T
13/16	3511
27/32	3511T
7/8	3512
29/32	3512T
15/16	3513
31/32	3513T
1"	3514

MATERIAL	CODE	RoHS
Brass	B	YES
Stainless Steel	SS	YES
Steel	S	YES

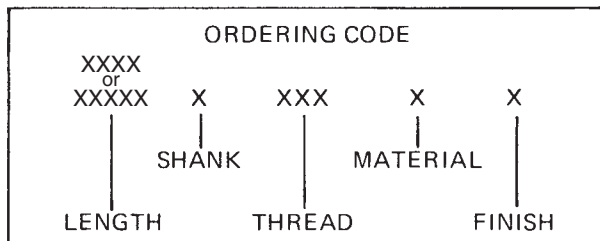
5/32 HEX SWAGE STANDOFFS



See page iv for installation information

L = STANDOFF LENGTH
S = SHANK LENGTH
P = BOARD THICKNESS

See page 10 for thread depth chart
See page 9 for finish codes
For non-standard parts contact Sales Office



SWAGE TOOLING		
PUNCH	ANVIL	LENGTH
P-2	AH-44	3/32-3/16
	AH-45	7/32-7/16
	AH-46	15/32-11/16
	AH-47	23/32-1"

SWAGE/PANEL CODE		
±.003	S	P
.075	A	1/32
.105	B	1/16
.135	C	3/32
.165	D	1/8
.230	E	3/16
.290	F	1/4

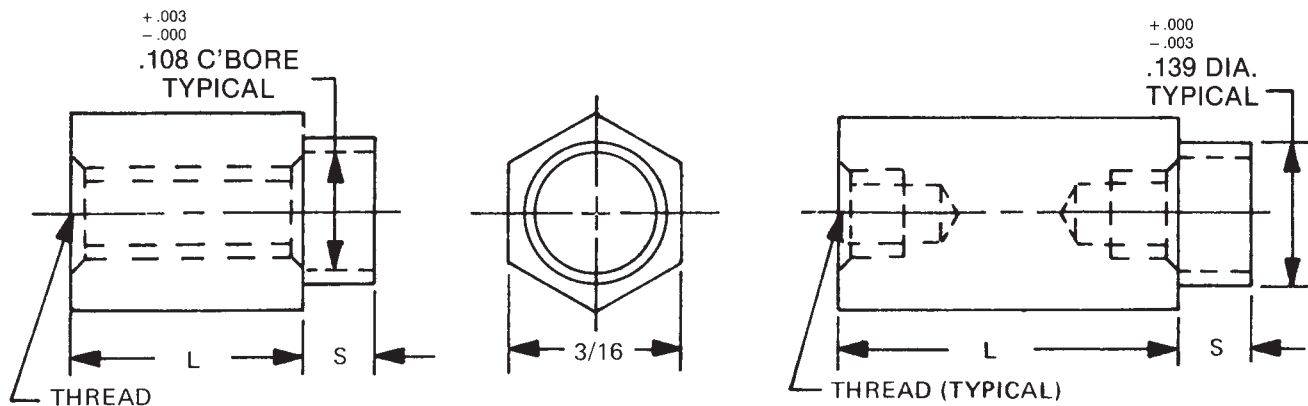
LENGTH	PART NO.
3/32	3515A
1/8	3515
5/32	3515T
3/16	3516
7/32	3516T
1/4	3517
9/32	3517T
5/16	3518
11/32	3518T
3/8	3519
13/32	3519T
7/16	3520
15/32	3520T
1/2	3521
17/32	3521T

LENGTH	PART NO.
9/16	3522
19/32	3522T
5/8	3523
21/32	3523T
11/16	3524
23/32	3524T
3/4	3525
25/32	3525T
13/16	3526
27/32	3526T
7/8	3527
29/32	3527T
15/16	3528
31/32	3528T
1"	3529

THREAD	CODE
0-80	080
2-56	256

MATERIAL	CODE	RoHS
Aluminum	AL	YES
Brass	B	YES
Stainless Steel	SS	YES
Steel	S	YES

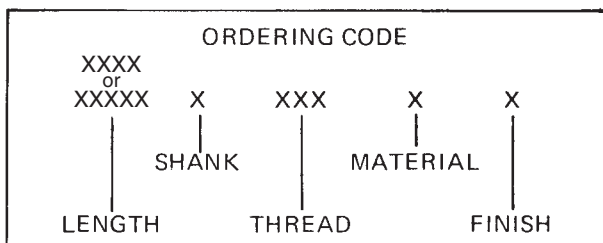
3/16 HEX SWAGE STANDOFFS



See page iv for installation information

L = STANDOFF LENGTH
 S = SHANK LENGTH
 P = BOARD THICKNESS

See page 10 for thread depth chart
 See page 9 for finish codes
 For non-standard parts contact Sales Office



SWAGE TOOLING		
PUNCH	ANVIL	LENGTH
P-3	AH-48	3/32-3/16
	AH-49	7/32-7/16
	AH-50	15/32-11/16
	AH-51	23/32-1"

SWAGE/PANEL CODE		
±.003	S	P
.075	A	1/32
.105	B	1/16
.135	C	3/32
.165	D	1/8
.230	E	3/16
.290	F	1/4

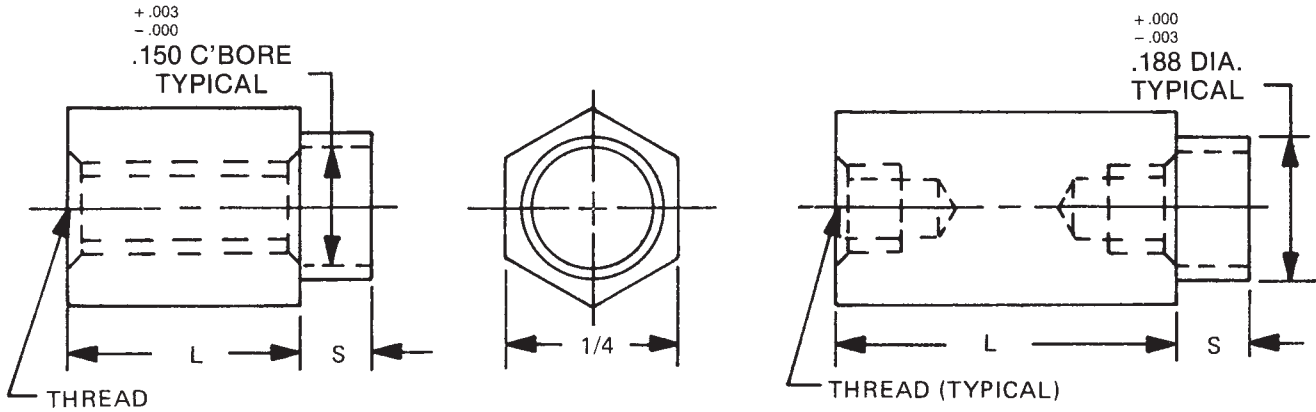
THREAD	CODE
2-56	256
3-48	348

LENGTH	PART NO.
3/32	3530A
1/8	3530
5/32	3530T
3/16	3531
7/32	3531T
1/4	3532
9/32	3532T
5/16	3533
11/32	3533T
3/8	3534
13/32	3534T
7/16	3535
15/32	3535T
1/2	3536
17/32	3536T

LENGTH	PART NO.
9/16	3537
19/32	3537T
5/8	3538
21/32	3538T
11/16	3539
23/32	3539T
3/4	3540
25/32	3540T
13/16	3541
27/32	3541T
7/8	3542
29/32	3542T
15/16	3543
31/32	3543T
1"	3544

MATERIAL	CODE	RoHS
Aluminum	AL	YES
Brass	B	YES
Stainless Steel	SS	YES
Steel	S	YES

1/4 HEX SWAGE STANDOFFS

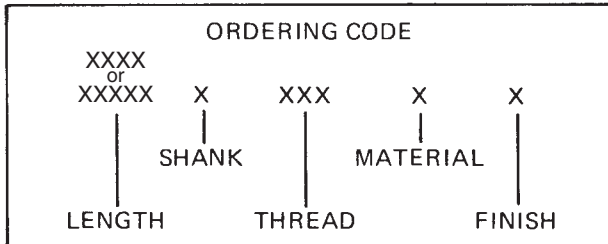


See page iv for installation information

L = STANDOFF LENGTH
S = SHANK LENGTH
P = BOARD THICKNESS

See page 10 for thread depth chart
See page 9 for finish codes
For non-standard parts contact Sales Office

SWAGE TOOLING		
PUNCH	ANVIL	LENGTH
P-4	AH-52	3/32-3/16
	AH-53	7/32-7/16
	AH-54	15/32-11/16
	AH-55	23/32-2"



SWAGE/PANEL CODE		
±.003	S	P
.075	A	1/32
.105	B	1/16
.135	C	3/32
.165	D	1/8
.230	E	3/16
.290	F	1/4

LENGTH	PART NO.
3/32	3545A
1/8	3545
5/32	3545T
3/16	3546
7/32	3546T
1/4	3547
9/32	3547T
5/16	3548
11/32	3548T
3/8	3549
13/32	3549T
7/16	3550
15/32	3550T
1/2	3551
17/32	3551T

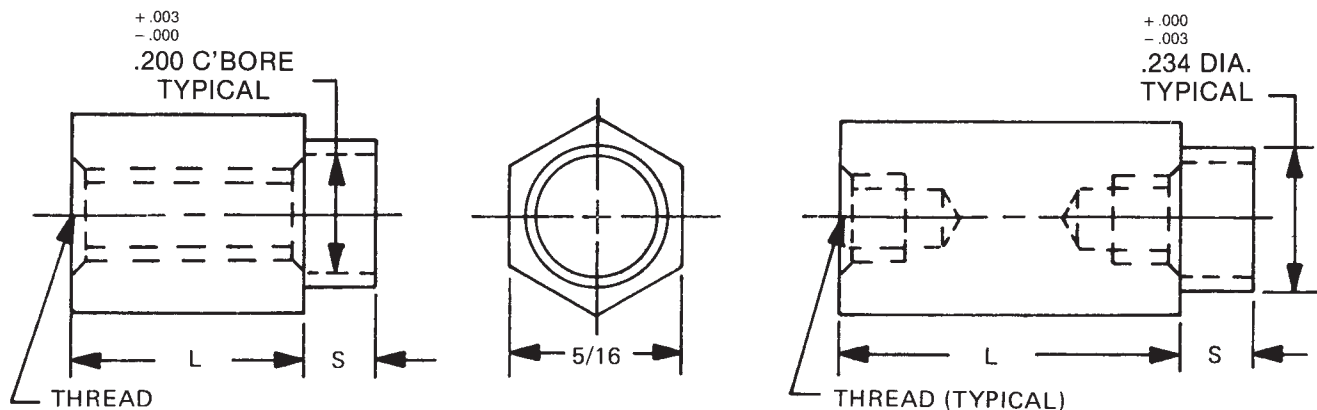
LENGTH	PART NO.
9/16	3552
19/32	3552T
5/8	3553
21/32	3553T
11/16	3554
23/32	3554T
3/4	3555
25/32	3555T
13/16	3556
27/32	3556T
7/8	3557
29/32	3557T
15/16	3558
31/32	3558T
1"	3559

LENGTH	PART NO.
1-1/16	3560
1-1/8	3561
1-3/16	3562
1-1/4	3563
1-5/16	3564
1-3/8	3565
1-7/16	3566
1-1/2	3567
1-9/16	3568
1-5/8	3569
1-11/16	3570
1-3/4	3571
1-13/16	3572
1-7/8	3573
1-15/16	3574
2"	3575

THREAD	CODE
2-56	256
3-48	348
4-40	440
6-32	632

MATERIAL	CODE	RoHS
Aluminum	AL	YES
Brass	B	YES
Stainless Steel	SS	YES
Steel	S	YES

5/16 HEX SWAGE STANDOFFS

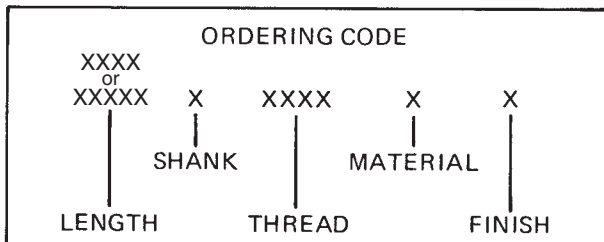


See page iv for installation information

L = STANDOFF LENGTH
S = SHANK LENGTH
P = BOARD THICKNESS

See page 10 for thread depth chart
See page 9 for finish codes
For non-standard parts contact Sales Office

SWAGE TOOLING		
PUNCH	ANVIL	LENGTH
P-5	AH-56	3/32-3/16
	AH-57	7/32-7/16
	AH-58	15/32-11/16
	AH-59	23/32-2"



SWAGE/PANEL CODE		
±.003	S	P
.075	A	1/32
.105	B	1/16
.135	C	3/32
.165	D	1/8
.230	E	3/16
.290	F	1/4

LENGTH	PART NO.
3/32	3576A
1/8	3576
5/32	3576T
3/16	3577
7/32	3577T
1/4	3578
9/32	3578T
5/16	3579
11/32	3579T
3/8	3580
13/32	3580T
7/16	3581
15/32	3581T
1/2	3582
17/32	3582T

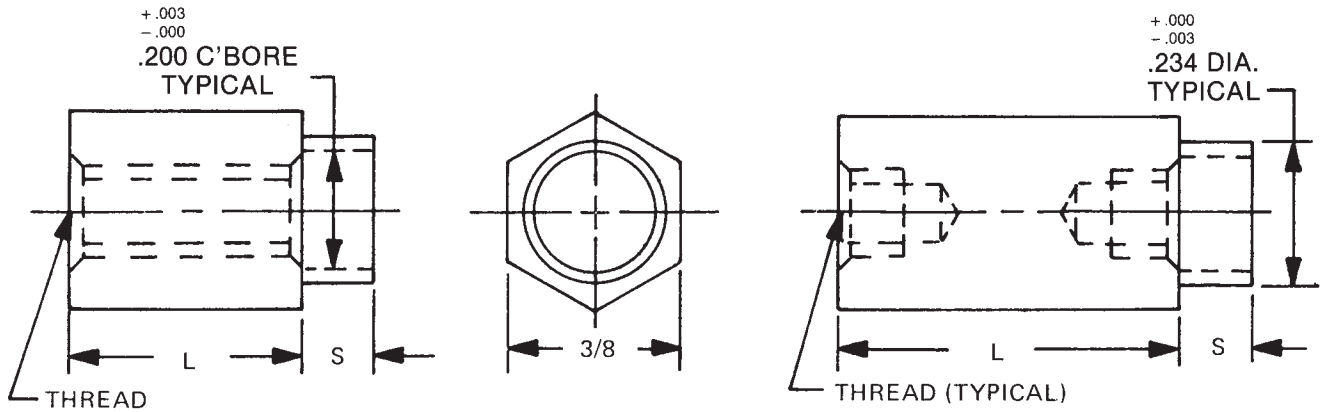
LENGTH	PART NO.
9/16	3583
19/32	3583T
5/8	3584
21/32	3584T
11/16	3585
23/32	3585T
3/4	3586
25/32	3586T
13/16	3587
27/32	3587T
7/8	3588
29/32	3588T
15/16	3589
31/32	3589T
1"	3590

LENGTH	PART NO.
1-1/16	3591
1-1/8	3592
1-3/16	3593
1-1/4	3594
1-5/16	3595
1-3/8	3596
1-7/16	3597
1-1/2	3598
1-9/16	3599
1-5/8	3600
1-11/16	3601
1-3/4	3602
1-13/16	3603
1-7/8	3604
1-15/16	3605
2"	3606

THREAD	CODE
4-40	440
6-32	632
8-32	832
10-32	1032

MATERIAL	CODE	RoHS
Aluminum	AL	YES
Brass	B	YES
Stainless Steel	SS	YES
Steel	S	YES

3/8 HEX SWAGE STANDOFFS

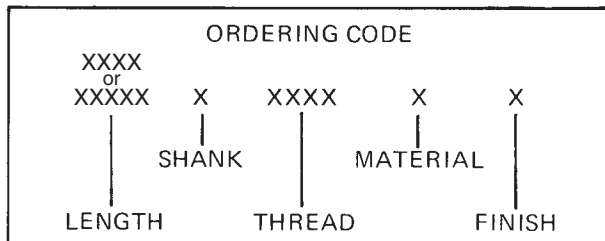


See page iv for installation information

L = STANDOFF LENGTH
 S = SHANK LENGTH
 P = BOARD THICKNESS

See page 10 for thread depth chart
 See page 9 for finish codes
 For non-standard parts contact Sales Office

SWAGE TOOLING		
PUNCH	ANVIL	LENGTH
P-5	AH-60	3/32-3/16
	AH-61	7/32-7/16
	AH-62	15/32-11/16
	AH-63	23/32-2"



SWAGE/PANEL CODE		
±.003	S	P
.075	A	1/32
.105	B	1/16
.135	C	3/32
.165	D	1/8
.230	E	3/16
.290	F	1/4

LENGTH	PART NO.
3/32	3607A
1/8	3607
5/32	3607T
3/16	3608
7/32	3608T
1/4	3609
9/32	3609T
5/16	3610
11/32	3610T
3/8	3611
13/32	3611T
7/16	3612
15/32	3612T
1/2	3613
17/32	3613T

LENGTH	PART NO.
9/16	3614
19/32	3614T
5/8	3615
21/32	3615T
11/16	3616
23/32	3616T
3/4	3617
25/32	3617T
13/16	3618
27/32	3618T
7/8	3619
29/32	3619T
15/16	3620
31/32	3620T
1"	3621

LENGTH	PART NO.
1-1/16	3622
1-1/8	3623
1-3/16	3624
1-1/4	3625
1-5/16	3626
1-3/8	3627
1-7/16	3628
1-1/2	3629
1-9/16	3630
1-5/8	3631
1-11/16	3632
1-3/4	3633
1-13/16	3634
1-7/8	3635
1-15/16	3636
2"	3637

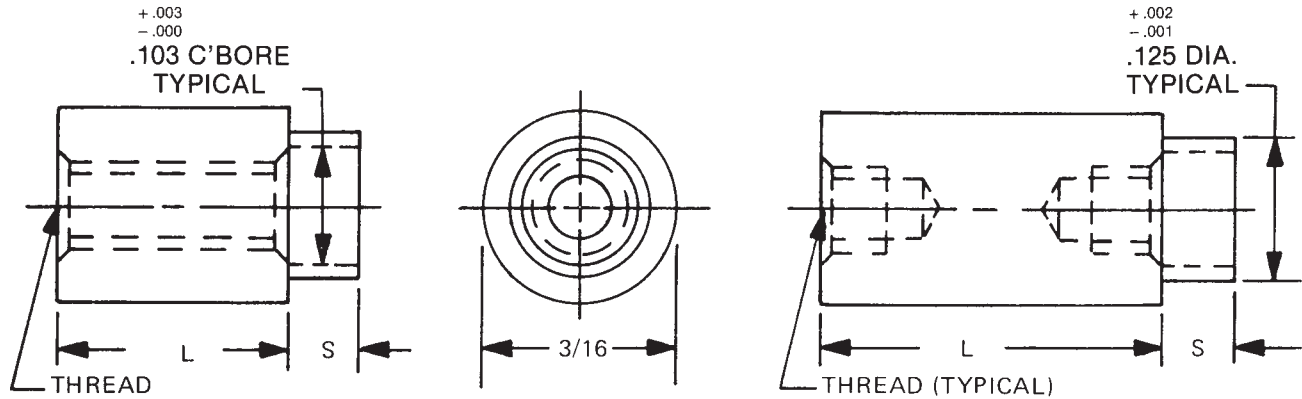
THREAD	CODE
4-40	440
6-32	632
8-32	832
10-32	1032

MATERIAL	CODE	RoHS
Aluminum	AL	YES
Brass	B	YES
Stainless Steel	SS	YES
Steel	S	YES



95 Silvermine Road, Seymour, Ct. 06483 Phone: 203-888-2133 Fax: 203-888-9860
 e-mail : info@rafhdwe.com Web: www.rafhdwe.com

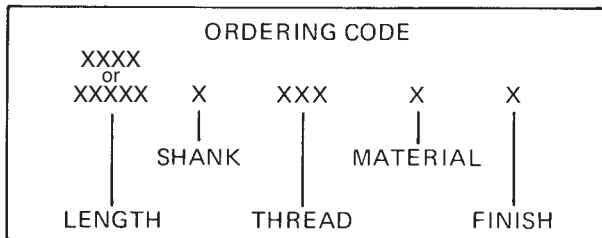
3/16 ROUND SWAGE STANDOFFS — .125 DIA. SHANK



See page iv for
installation information

L = STANDOFF LENGTH
S = SHANK LENGTH
P = BOARD THICKNESS

See page 10 for thread depth chart
See page 9 for finish codes
For non-standard parts contact Sales Office



SWAGE TOOLING		
PUNCH	ANVIL	LENGTH
P-2	AR-18	3/32-3/16
	AR-19	7/32-7/16
	AR-20	15/32-11/16
	AR-21	23/32-1"

SWAGE/PANEL CODE		
±.003	S	P
.075	A	1/32
.105	B	1/16
.135	C	3/32
.165	D	1/8
.230	E	3/16
.290	F	1/4

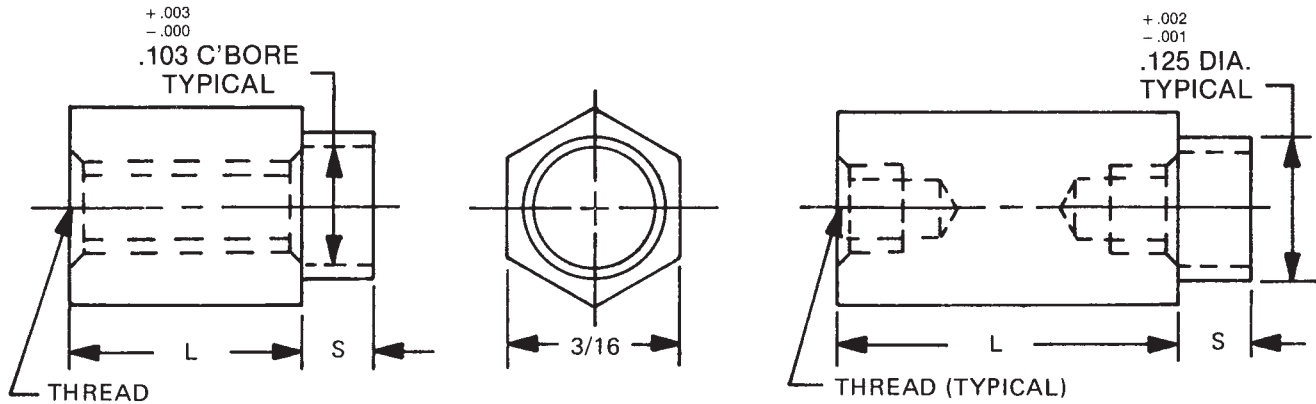
LENGTH	PART NO.
3/32	3700A
1/8	3700
5/32	3700T
3/16	3701
7/32	3701T
1/4	3702
9/32	3702T
5/16	3703
11/32	3703T
3/8	3704
13/32	3704T
7/16	3705
15/32	3705T
1/2	3706
17/32	3706T

LENGTH	PART NO.
9/16	3707
19/32	3707T
5/8	3708
21/32	3708T
11/16	3709
23/32	3709T
3/4	3710
25/32	3710T
13/16	3711
27/32	3711T
7/8	3712
29/32	3712T
15/16	3713
31/32	3713T
1"	3714

THREAD	CODE
2-56	256
3-48	348

MATERIAL	CODE	RoHS
Aluminum	AL	YES
Brass	B	YES
Stainless Steel	SS	YES
Steel	S	YES

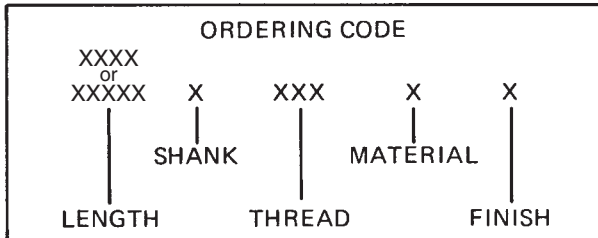
3/16 HEXAGON SWAGE STANDOFFS – .125 DIA. SHANK



See page iv for
installation information

L = STANDOFF LENGTH
S = SHANK LENGTH
P = BOARD THICKNESS

See page 10 for thread depth chart
See page 9 for finish codes
For non-standard parts contact Sales Office



SWAGE TOOLING		
PUNCH	ANVIL	LENGTH
P-2	AH-48	3/32-3/16
	AH-49	7/32-7/16
	AH-50	15/32-11/16
	AH-51	23/32-1"

SWAGE/PANEL CODE		
±.003	S	P
.075	A	1/32
.105	B	1/16
.135	C	3/32
.165	D	1/8
.230	E	3/16
.290	F	1/4

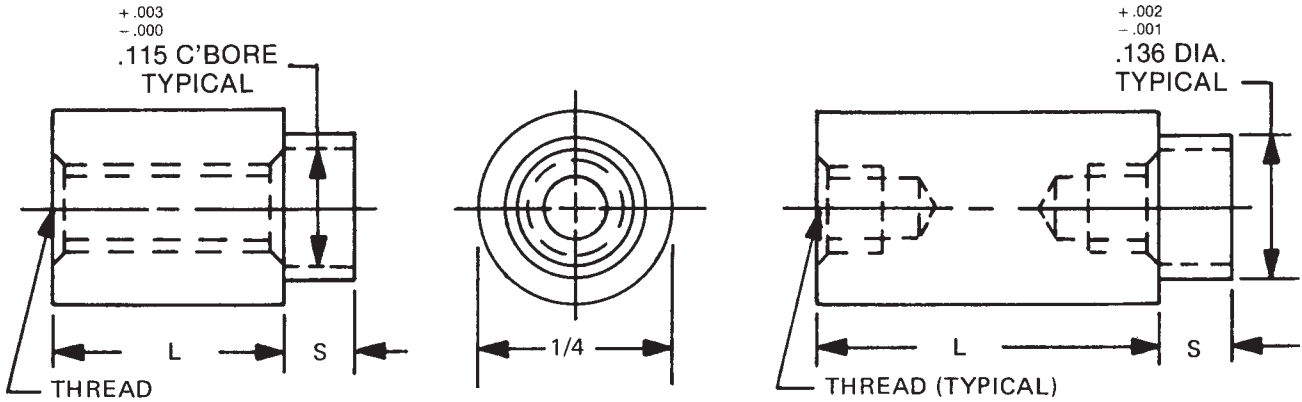
LENGTH	PART NO.
3/32	3750A
1/8	3750
5/32	3750T
3/16	3751
7/32	3751T
1/4	3752
9/32	3752T
5/16	3753
11/32	3753T
3/8	3754
13/32	3754T
7/16	3755
15/32	3755T
1/2	3756
17/32	3756T

LENGTH	PART NO.
9/16	3757
19/32	3757T
5/8	3758
21/32	3758T
11/16	3759
23/32	3759T
3/4	3760
25/32	3760T
13/16	3761
27/32	3761T
7/8	3762
29/32	3762T
15/16	3763
31/32	3763T
1"	3764

THREAD	CODE
2-56	256
3-48	348

MATERIAL	CODE	RoHS
Aluminum	AL	YES
Brass	B	YES
Stainless Steel	SS	YES
Steel	S	YES

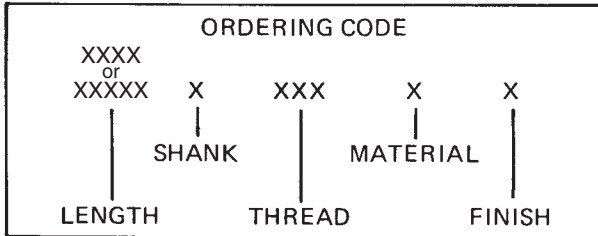
1/4 ROUND SWAGE STANDOFFS — .136 DIA. SHANK



See page iv for installation information

L = STANDOFF LENGTH
S = SHANK LENGTH
P = BOARD THICKNESS

See page 10 for thread depth chart
See page 9 for finish codes
For non-standard parts contact Sales Office



SWAGE TOOLING		
PUNCH	ANVIL	LENGTH
P-3	AR-22	3/32-3/16
	AR-23	7/32-7/16
	AR-24	15/32-11/16
	AR-25	23/32-1"

SWAGE/PANEL CODE		
±.003	S	P
.075	A	1/32
.105	B	1/16
.135	C	3/32
.165	D	1/8
.230	E	3/16
.290	F	1/4

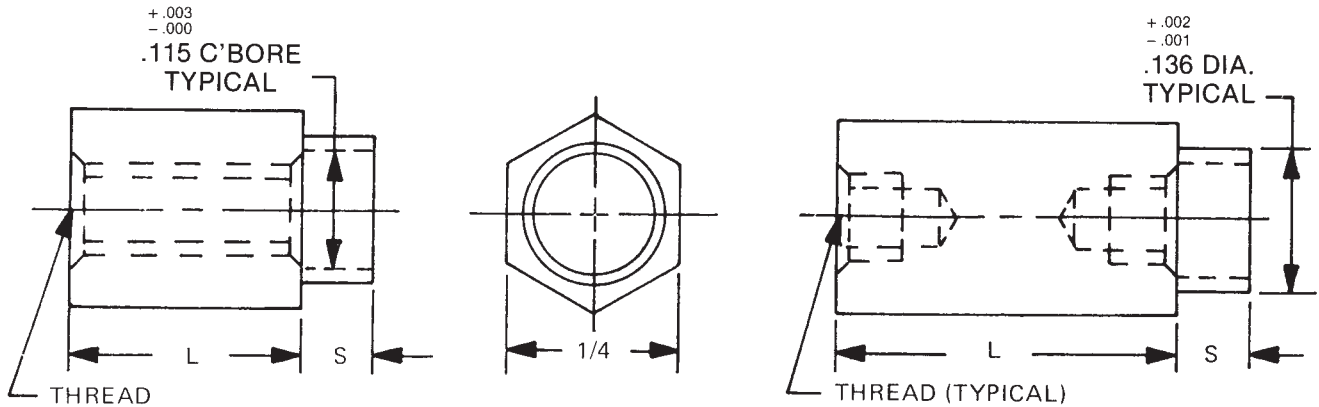
LENGTH	PART NO.
3/32	3800A
1/8	3800
5/32	3800T
3/16	3801
7/32	3801T
1/4	3802
9/32	3802T
5/16	3803
11/32	3803T
3/8	3804
13/32	3804T
7/16	3805
15/32	3805T
1/2	3806
17/32	3806T

LENGTH	PART NO.
9/16	3807
19/32	3807T
5/8	3808
21/32	3808T
11/16	3809
23/32	3809T
3/4	3810
25/32	3810T
13/16	3811
27/32	3811T
7/8	3812
29/32	3812T
15/16	3813
31/32	3813T
1"	3814

THREAD	CODE
2-56	256
3-48	348
4-40	440

MATERIAL	CODE	RoHS
Aluminum	AL	YES
Brass	B	YES
Stainless Steel	SS	YES
Steel	S	YES

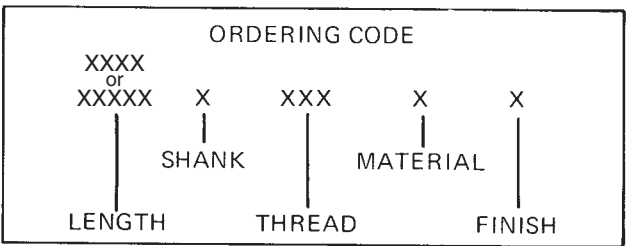
1/4 HEXAGON SWAGE STANDOFFS — .136 DIA. SHANK



See page iv for installation information

L = STANDOFF LENGTH
 S = SHANK LENGTH
 P = BOARD THICKNESS

See page 10 for thread depth chart
 See page 9 for finish codes
 For non-standard parts contact Sales Office



SWAGE TOOLING		
PUNCH	ANVIL	LENGTH
P-3	AH-52	3/32-3/16
	AH-53	7/32-7/16
	AH-54	15/32-11/16
	AH-55	23/32-1"

SWAGE/PANEL CODE		
±.003	S	P
.075	A	1/32
.105	B	1/16
.135	C	3/32
.165	D	1/8
.230	E	3/16
.290	F	1/4

LENGTH	PART NO.
3/32	3850A
1/8	3850
5/32	3850T
3/16	3851
7/32	3851T
1/4	3852
9/32	3852T
5/16	3853
11/32	3853T
3/8	3854
13/32	3854T
7/16	3855
15/32	3855T
1/2	3856
17/32	3856T

LENGTH	PART NO.
9/16	3857
19/32	3857T
5/8	3858
21/32	3858T
11/16	3859
23/32	3859T
3/4	3860
25/32	3860T
13/16	3861
27/32	3861T
7/8	3862
29/32	3862T
15/16	3863
31/32	3863T
1"	3864

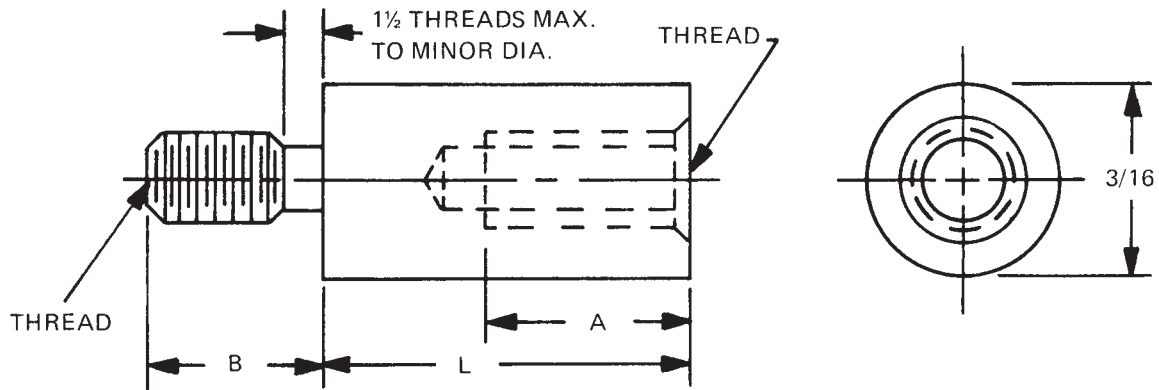
THREAD	CODE
2-55	256
3-48	348
4-40	440

MATERIAL	CODE	RoHS
Aluminum	AL	YES
Brass	B	YES
Stainless Steel	SS	YES
Steel	S	YES



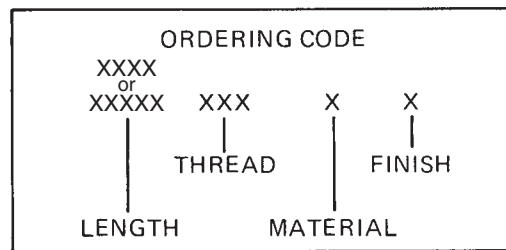
95 Silvermine Road, Seymour, Ct. 06483 Phone: 203-888-2133 Fax: 203-888-9860
 e-mail : info@rafhdwe.com Web: www.rafhdwe.com

3/16 ROUND MALE-FEMALE STANDOFFS



Available with thread locking products, see page vii

In short lengths 'A' will be tapped to maximum depth
See page 9 for finish codes
For non-standard parts contact Sales Office



LENGTH	PART NO.
5/32	4000A
3/16	4000
7/32	4000T
1/4	4001
9/32	4001T
5/16	4002
11/32	4002T
3/8	4003
13/32	4003T
7/16	4004
15/32	4004T
1/2	4005
17/32	4005T

LENGTH	PART NO.
9/16	4006
19/32	4006T
5/8	4007
21/32	4007T
11/16	4008
23/32	4008T
3/4	4009
25/32	4009T
13/16	4010
27/32	4010T
7/8	4011
29/32	4011T
15/16	4012
31/32	4012T
1"	4013

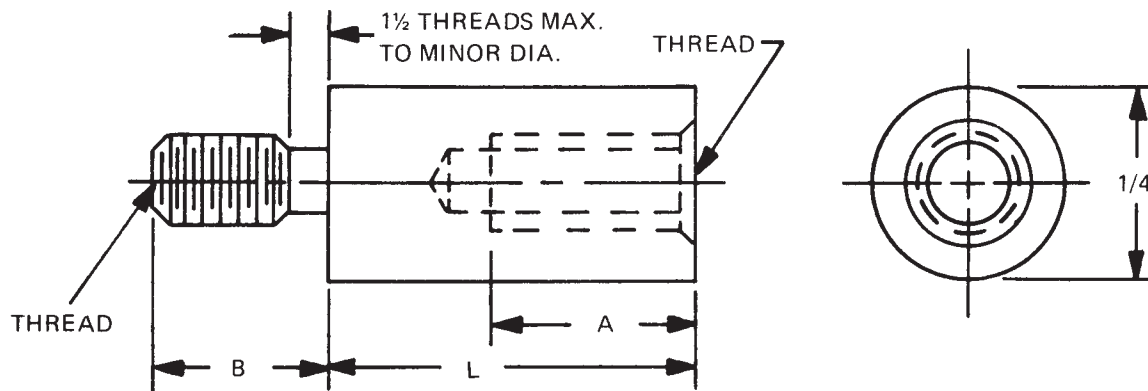
LENGTH	PART NO.
1-1/16	4014
1-1/8	4015
1-3/16	4016
1-1/4	4017
1-5/16	4018
1-3/8	4019
1-7/16	4020
1-1/2	4021
1-9/16	4022
1-5/8	4023
1-11/16	4024
1-3/4	4025
1-13/16	4026
1-7/8	4027
1-15/16	4028
2"	4029

THREAD LENGTH CODE		
THREAD	A	B
2-56	3/16	5/32
4-40	1/4	3/16
6-32	3/8	1/4

THREAD	CODE
2-56	256
4-40	440
6-32	632

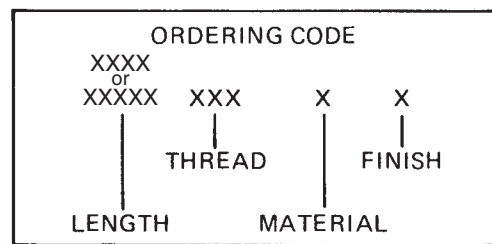
MATERIAL	CODE	RoHS
Aluminum	AL	YES
Brass	B	YES
Stainless Steel	SS	YES
Steel	S	YES
Nylon	N	YES

1/4 ROUND MALE-FEMALE STANDOFFS



Available with thread locking products, see page vii

In short lengths 'A' will be tapped to maximum depth
See page 9 for finish codes
For non-standard parts contact Sales Office



LENGTH	PART NO.
7/32	4030A
1/4	4030
9/32	4030T
5/16	4031
11/32	4031T
3/8	4032
13/32	4032T
7/16	4033
15/32	4033T
1/2	4034
17/32	4034T
9/16	4035
19/32	4035T
5/8	4036
21/32	4036T
11/16	4037
23/32	4037T
3/4	4038
25/32	4038T
13/16	4039
27/32	4039T
7/8	4040
29/32	4040T

LENGTH	PART NO.
15/16	4041
31/32	4041T
1"	4042
1-1/16	4043
1-1/8	4044
1-3/16	4045
1-1/4	4046
1-5/16	4047
1-3/8	4048
1-7/16	4049
1-1/2	4050
1-9/16	4051
1-5/8	4052
1-11/16	4053
1-3/4	4054

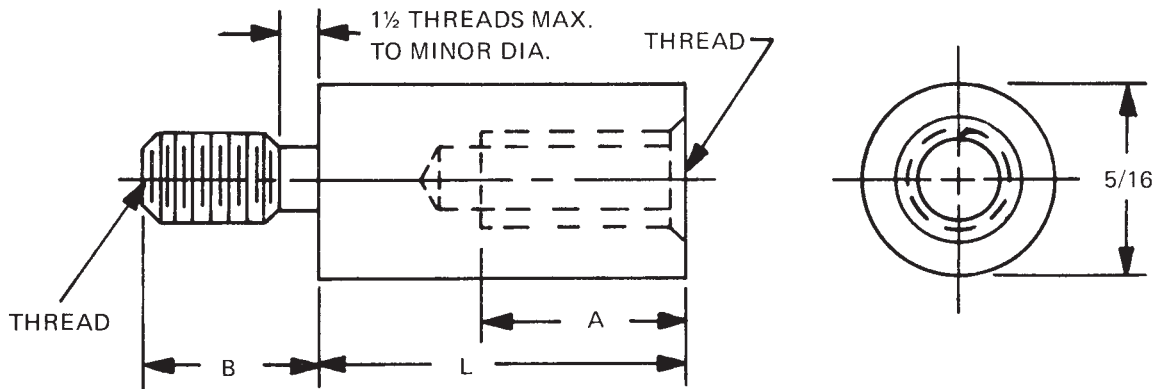
LENGTH	PART NO.
1-13/16	4055
1-7/8	4056
1-15/16	4057
2"	4058
2-1/8	4059
2-1/4	4060
2-3/8	4061
2-1/2	4062
2-5/8	4063
2-3/4	4064
2-7/8	4065
3"	4066
3-1/4	4067
3-1/2	4068
3-3/4	4069
4"	4070

THREAD	A	B
2-56	3/16	5/32
4-40	1/4	3/16
6-32	3/8	1/4
8-32	7/16	3/8

THREAD	CODE
2-56	256
4-40	440
6-32	632
8-32	832

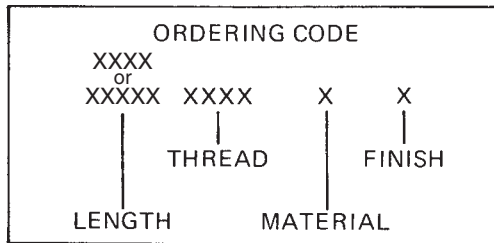
MATERIAL	CODE	RoHS
Aluminum	AL	YES
Brass	B	YES
Stainless Steel	SS	YES
Steel	S	YES
Nylon	N	YES

5/16 ROUND MALE-FEMALE STANDOFFS



Available with thread locking products, see page vii

In short lengths 'A' will be tapped to maximum depth
See page 9 for finish codes
For non-standard parts contact Sales Office



LENGTH	PART NO.
7/32	4071A
1/4	4071
9/32	4071T
5/16	4072
11/32	4072T
3/8	4073
13/32	4073T
7/16	4074
15/32	4074T
1/2	4075
17/32	4075T
9/16	4076
19/32	4076T
5/8	4077
21/32	4077T
11/16	4078
23/32	4078T
3/4	4079
25/32	4079T
13/16	4080
27/32	4080T
7/8	4081
29/32	4081T

LENGTH	PART NO.
15/16	4082
31/32	4082T
1"	4083
1-1/16	4084
1-1/8	4085
1-3/16	4086
1-1/4	4087
1-5/16	4088
1-3/8	4089
1-7/16	4090
1-1/2	4091
1-9/16	4092
1-5/8	4093
1-11/16	4094
1-3/4	4095

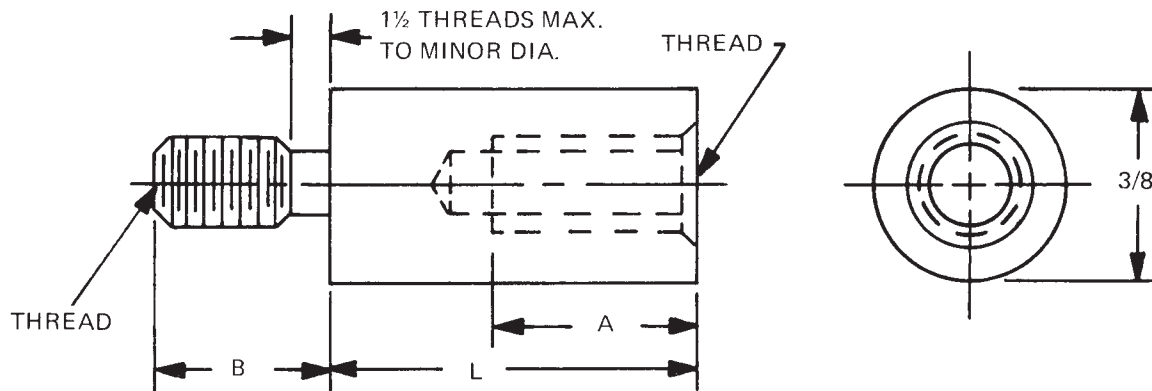
LENGTH	PART NO.
1-13/16	4096
1-7/8	4097
1-15/16	4098
2"	4099
2-1/8	4100
2-1/4	4101
2-3/8	4102
2-1/2	4103
2-5/8	4104
2-3/4	4105
2-7/8	4106
3"	4107
3-1/4	4108
3-1/2	4109
3-3/4	4110
4"	4111
4-1/4	4112
4-1/2	4113
4-3/4	4114
5"	4115
5-1/4	4116
5-1/2	4117
5-3/4	4118
6"	4119

THREAD LENGTH CODE		
THREAD	A	B
4-40	1/4	3/16
6-32	3/8	1/4
8-32	7/16	3/8
10-32	1/2	3/8

THREAD	CODE
4-40	440
6-32	632
8-32	832
10-32	1032

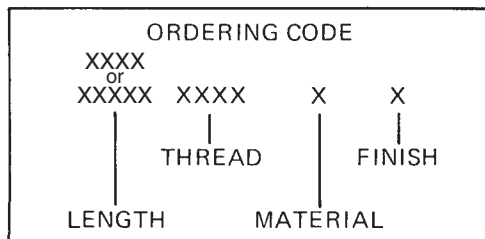
MATERIAL	CODE	RoHS
Aluminum	AL	YES
Brass	B	YES
Stainless Steel	SS	YES
Steel	S	YES
Nylon	N	YES

3/8 ROUND MALE-FEMALE STANDOFFS



Available with thread locking products, see page vii

In short lengths 'A' will be tapped to maximum depth
See page 9 for finish codes
For non-standard parts contact Sales Office



LENGTH	PART NO.
7/32	4120A
1/4	4120
9/32	4120T
5/16	4121
11/32	4121T
3/8	4122
13/32	4122T
7/16	4123
15/32	4123T
1/2	4124
17/32	4124T
9/16	4125
19/32	4125T
5/8	4126
21/32	4126T
11/16	4127
23/32	4127T
3/4	4128
25/32	4128T
13/16	4129
27/32	4129T
7/8	4130
29/32	4130T

LENGTH	PART NO.
15/16	4131
31/32	4131T
1"	4132
1-1/16	4133
1-1/8	4134
1-3/16	4135
1-1/4	4136
1-5/16	4137
1-3/8	4138
1-7/16	4139
1-1/2	4140
1-9/16	4141
1-5/8	4142
1-11/16	4143
1-3/4	4144

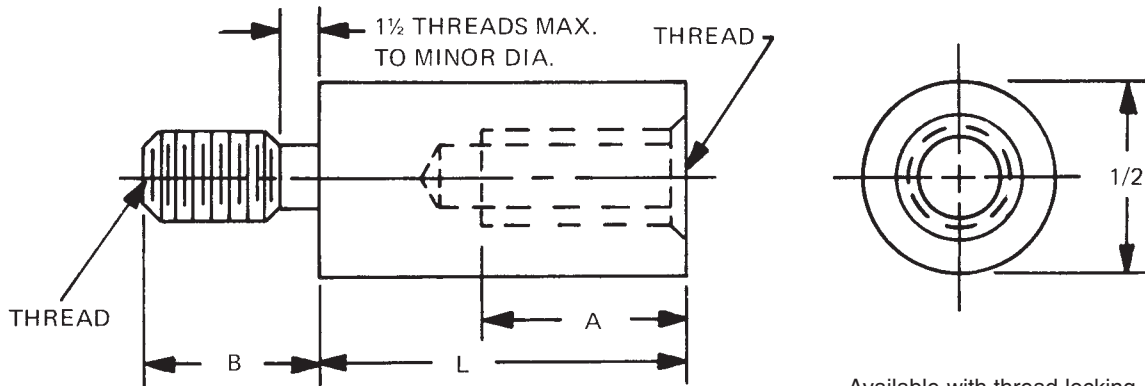
LENGTH	PART NO.
1-13/16	4145
1-7/8	4146
1-15/16	4147
2"	4148
2-1/8	4149
2-1/4	4150
2-3/8	4151
2-1/2	4152
2-5/8	4153
2-3/4	4154
2-7/8	4155
3"	4156
3-1/4	4157
3-1/2	4158
3-3/4	4159
4"	4160
4-1/4	4161
4-1/2	4162
4-3/4	4163
5"	4164
5-1/4	4165
5-1/2	4166
5-3/4	4167
6"	4168

THREAD LENGTH CODE		
THREAD	A	B
4-40	1/4	3/16
6-32	3/8	1/4
8-32	7/16	3/8
10-32	1/2	3/8
12-24	1/2	3/8

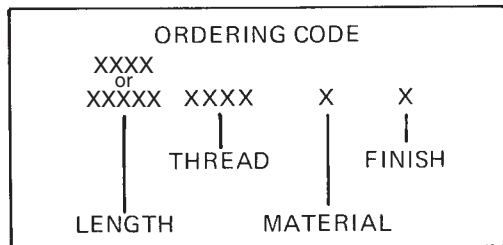
THREAD	CODE
4-40	440
6-32	632
8-32	832
10-32	1032
12-24	1224

MATERIAL	CODE	RoHS
Aluminum	AL	YES
Brass	B	YES
Stainless Steel	SS	YES
Steel	S	YES
Nylon	N	YES

1/2 ROUND MALE-FEMALE STANDOFFS



Available with thread locking products, see page vii



In short lengths 'A' will be tapped to maximum depth
See page 9 for finish codes
For non-standard parts contact Sales Office

LENGTH	PART NO.
7/32	4169A
1/4	4169
9/32	4169T
5/16	4170
11/32	4170T
3/8	4171
13/32	4171T
7/16	4172
15/32	4172T
1/2	4173
17/32	4173T
9/16	4174
19/32	4174T
5/8	4175
21/32	4175T
11/16	4176
23/32	4176T
3/4	4177
25/32	4177T
13/16	4178
27/32	4178T
7/8	4179
29/32	4179T

LENGTH	PART NO.
15/16	4180
31/32	4180T
1"	4181
1-1/16	4182
1-1/8	4183
1-3/16	4184
1-1/4	4185
1-5/16	4186
1-3/8	4187
1-7/16	4188
1-1/2	4189
1-9/16	4190
1-5/8	4191
1-11/16	4192

LENGTH	PART NO.
1-3/4	4193
1-13/16	4194
1-7/8	4195
1-15/16	4196
2"	4197
2-1/8	4198
2-1/4	4199
2-3/8	4200
2-1/2	4201
2-5/8	4202
2-3/4	4203
2-7/8	4204
3"	4205
3-1/4	4206
3-1/2	4207
3-3/4	4208
4"	4209
4-1/4	4210
4-1/2	4211
4-3/4	4212
5"	4213
5-1/4	4214
5-1/2	4215
5-3/4	4216

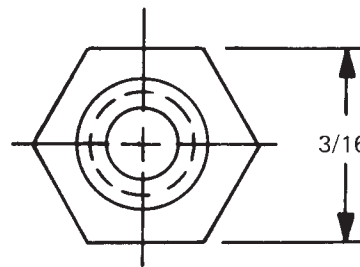
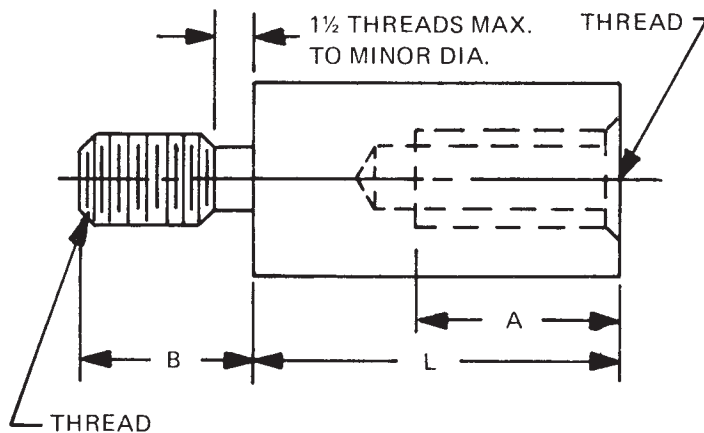
LENGTH	PART NO.
6"	4217
6-1/4	4218
6-1/2	4219
6-3/4	4220
7"	4221
7-1/4	4222
7-1/2	4223
7-3/4	4224
8"	4225

THREAD	CODE
10-32	1032
12-24	1224
1/4-20	2520
5/16-18	3118

THREAD LENGTH CODE		
THREAD	A	B
10-32	1/2	3/8
12-24	1/2	3/8
1/4-20	5/8	1/2
5/16-18	5/8	1/2

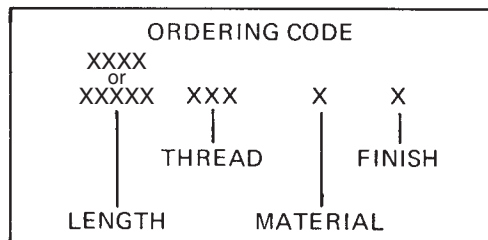
MATERIAL	CODE	RoHS
Aluminum	AL	YES
Brass	B	YES
Stainless Steel	SS	YES
Steel	S	YES
Nylon	N	YES

3/16 HEX MALE-FEMALE STANDOFFS



Available with thread locking products, see page vii

In short lengths 'A' will be tapped to maximum depth
See page 9 for finish codes
For non-standard parts contact Sales Office



LENGTH	PART NO.
5/32	4500A
3/16	4500
7/32	4500T
1/4	4501
9/32	4501T
5/16	4502
11/32	4502T
3/8	4503
13/32	4503T
7/16	4504
15/32	4504T
1/2	4505
17/32	4505T

LENGTH	PART NO.
9/16	4506
19/32	4506T
5/8	4507
21/32	4507T
11/16	4508
23/32	4508T
3/4	4509
25/32	4509T
13/16	4510
27/32	4510T
7/8	4511
29/32	4511T
15/16	4512
31/32	4512T
1"	4513

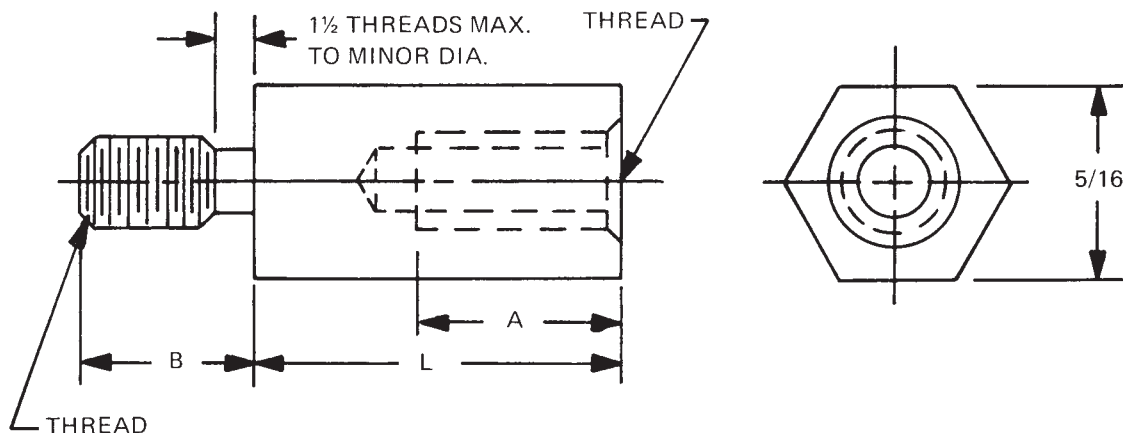
LENGTH	PART NO.
1-1/16	4514
1-1/8	4515
1-3/16	4516
1-1/4	4517
1-5/16	4518
1-3/8	4519
1-7/16	4520
1-1/2	4521
1-9/16	4522
1-5/8	4523
1-11/16	4524
1-3/4	4525
1-13/16	4526
1-7/8	4527
1-15/16	4528
2"	4529

THREAD LENGTH CODE		
THREAD	A	B
2-56	3/16	5/32
4-40	1/4	3/16
6-32	3/8	1/4

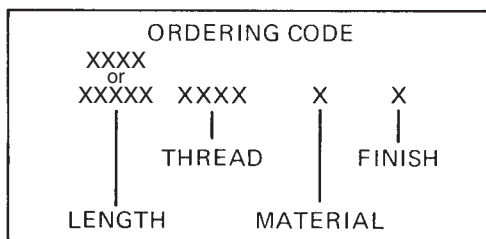
THREAD	CODE
2-56	256
4-40	440
6-32	632

MATERIAL	CODE	RoHS
Aluminum	AL	YES
Brass	B	YES
Stainless Steel	SS	YES
Steel	S	YES
Nylon	N	YES

5/16 HEX MALE-FEMALE STANDOFFS



In short lengths 'A' will be tapped to maximum depth
See page 9 for finish codes
For non-standard parts contact Sales Office



Available with thread locking products, see page vii

LENGTH	PART NO.
7/32	4571A
1/4	4571
9/32	4571T
5/16	4572
11/32	4572T
3/8	4573
13/32	4573T
7/16	4574
15/32	4574T
1/2	4575
17/32	4575T
9/16	4576
19/32	4576T
5/8	4577
21/32	4577T
11/16	4578
23/32	4578T
3/4	4579
25/32	4579T
13/16	4580
27/32	4580T
7/8	4581
29/32	4581T

LENGTH	PART NO.
15/16	4582
31/32	4582T
1"	4583
1-1/16	4584
1-1/8	4585
1-3/16	4586
1-1/4	4587
1-5/16	4588
1-3/8	4589
1-7/16	4590
1-1/2	4591
1-9/16	4592
1-5/8	4593
1-11/16	4594

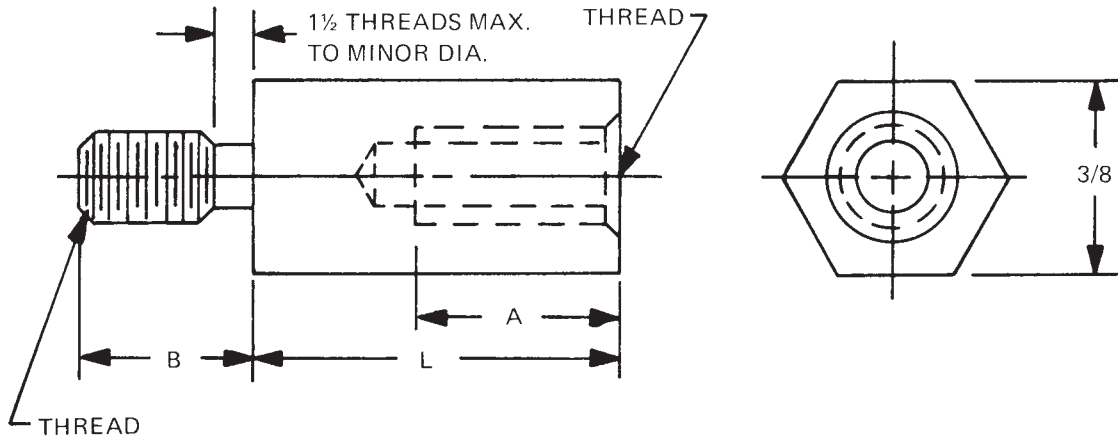
LENGTH	PART NO.
1-3/4	4595
1-13/16	4596
1-7/8	4597
1-15/16	4598
2"	4599
2-1/8	4600
2-1/4	4601
2-3/8	4602
2-1/2	4603
2-5/8	4604
2-3/4	4605
2-7/8	4606
3"	4607
3-1/4	4608
3-1/2	4609
3-3/4	4610
4"	4611
4-1/4	4612
4-1/2	4613
4-3/4	4614
5"	4615
5-1/4	4616
5-1/2	4617
5-3/4	4618
6"	4619

THREAD LENGTH CODE		
THREAD	A	B
4-40	1/4	3/16
6-32	3/8	1/4
8-32	7/16	3/8
10-32	1/2	3/8

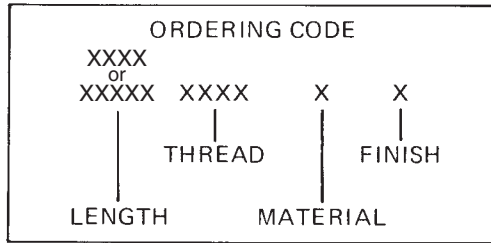
THREAD	CODE
4-40	440
6-32	632
8-32	832
10-32	1032

MATERIAL	CODE	RoHS
Aluminum	AL	YES
Brass	B	YES
Stainless Steel	SS	YES
Steel	S	YES
Nylon	N	YES

3/8 HEX MALE-FEMALE STANDOFFS



In short lengths 'A' will be tapped to maximum depth
See page 9 for finish codes
For non-standard parts contact Sales Office



Available with thread locking products, see page vii

LENGTH	PART NO.
7/32	4620A
1/4	4620
9/32	4620T
5/16	4621
11/32	4621T
3/8	4622
13/32	4622T
7/16	4623
15/32	4623T
1/2	4624
17/32	4624T
9/16	4625
19/32	4625T
5/8	4626
21/32	4626T
11/16	4627
23/32	4627T
3/4	4628
25/32	4628T
13/16	4629
27/32	4629T
7/8	4630
29/32	4630T

LENGTH	PART NO.
15/16	4631
31/32	4631T
1"	4632
1-1/16	4633
1-1/8	4634
1-3/16	4635
1-1/4	4636
1-5/16	4637
1-3/8	4638
1-7/16	4639
1-1/2	4640
1-9/16	4641
1-5/8	4642
1-11/16	4643

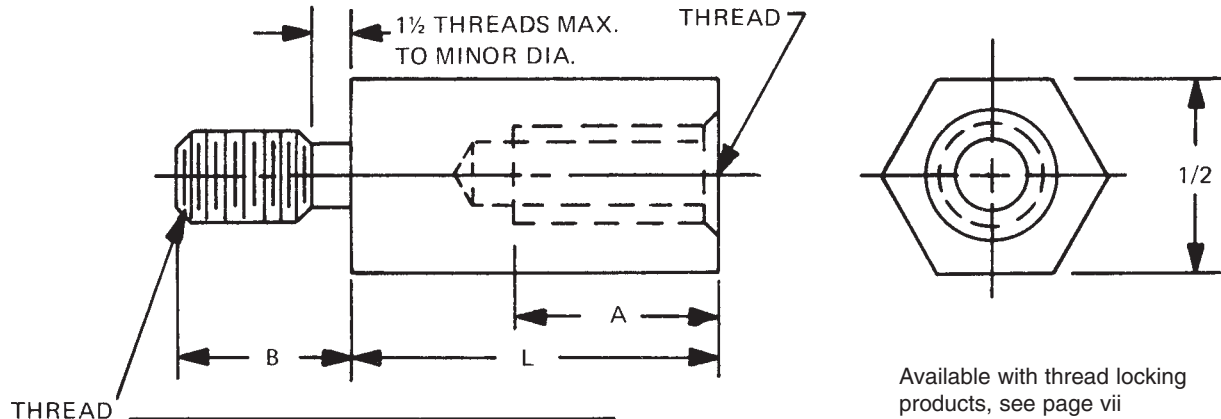
LENGTH	PART NO.
1-3/4	4644
1-13/16	4645
1-7/8	4646
1-15/16	4647
2"	4648
2-1/8	4649
2-1/4	4650
2-3/8	4651
2-1/2	4652
2-5/8	4653
2-3/4	4654
2-7/8	4655
3"	4656
3-1/4	4657
3-1/2	4658
3-3/4	4659
4"	4660
4-1/4	4661
4-1/2	4662
4-3/4	4663
5"	4664
5-1/4	4665
5-1/2	4666
5-3/4	4667
6"	4668

THREAD LENGTH CODE		
THREAD	A	B
4-40	1/4	3/16
6-32	3/8	1/4
8-32	7/16	3/8
10-32	1/2	3/8
12-24	1/2	3/8

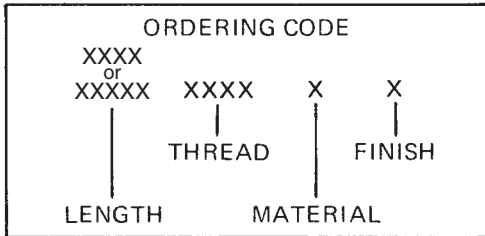
THREAD	CODE
4-40	440
6-32	632
8-32	832
10-32	1032
12-24	1224

MATERIAL	CODE	RoHS
Aluminum	AL	YES
Brass	B	YES
Stainless Steel	SS	YES
Steel	S	YES
Nylon	N	YES

1/2 HEX MALE-FEMALE STANDOFFS



Available with thread locking products, see page vii



In short lengths 'A' will be tapped to maximum depth
See page 9 for finish codes
For non-standard parts contact Sales Office

LENGTH	PART NO.
7/32	4669A
1/4	4669
9/32	4669T
5/16	4670
11/32	4670T
3/8	4671
13/32	4671T
7/16	4672
15/32	4672T
1/2	4673
17/32	4673T
9/16	4674
19/32	4674T
5/8	4675
21/32	4675T
11/16	4676
23/32	4676T
3/4	4677
25/32	4677T
13/16	4678
27/32	4678T
7/8	4679
29/32	4679T

LENGTH	PART NO.
15/16	4680
31/32	4680T
1"	4681
1-1/16	4682
1-1/8	4683
1-3/16	4684
1-1/4	4685
1-5/16	4686
1-3/8	4687
1-7/16	4688
1-1/2	4689
1-9/16	4690
1-5/8	4691
1-11/16	4692

LENGTH	PART NO.
1-3/4	4693
1-13/16	4694
1-7/8	4695
1-15/16	4696
2"	4697
2-1/8	4698
2-1/4	4699
2-3/8	4700
2-1/2	4701
2-5/8	4702
2-3/4	4703
2-7/8	4704
3"	4705
3-1/4	4706
3-1/2	4707
3-3/4	4708
4"	4709
4-1/4	4710
4-1/2	4711
4-3/4	4712
5"	4713
5-1/4	4714
5-1/2	4715
5-3/4	4716

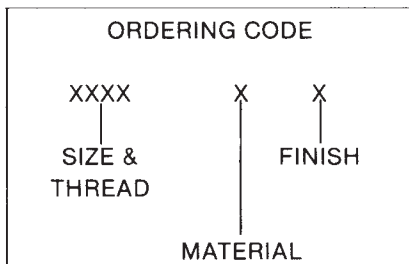
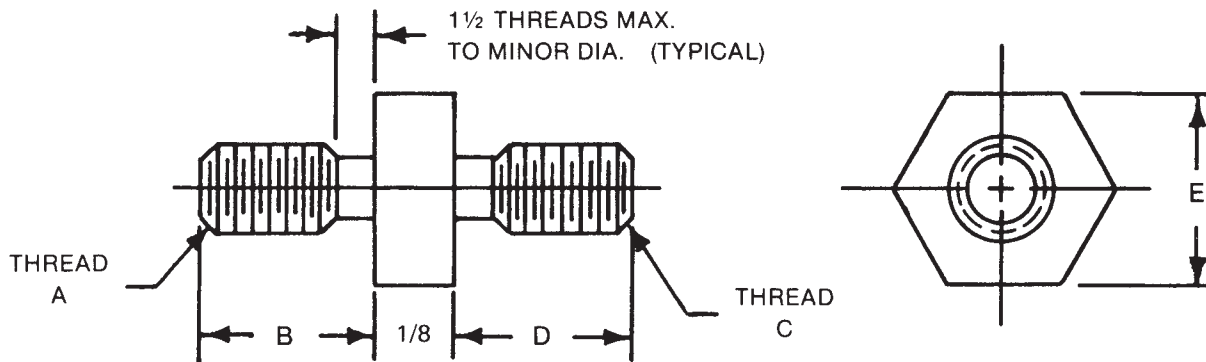
LENGTH	PART NO.
6"	4717
6-1/4	4718
6-1/2	4719
6-3/4	4720
7"	4721
7-1/4	4722
7-1/2	4723
7-3/4	4724
8"	4725

THREAD LENGTH CODE		
THREAD	A	B
10-32	1/2	3/8
12-24	1/2	3/8
1/4-20	5/8	1/2
5/16-18	5/8	1/2

THREAD	CODE
10-32	1032
12-24	1224
1/4-20	2520
5/16-18	3118

MATERIAL	CODE	RoHS
Aluminum	AL	YES
Brass	B	YES
Stainless Steel	SS	YES
Steel	S	YES
Nylon	N	YES

HEX MALE-MALE STANDOFFS



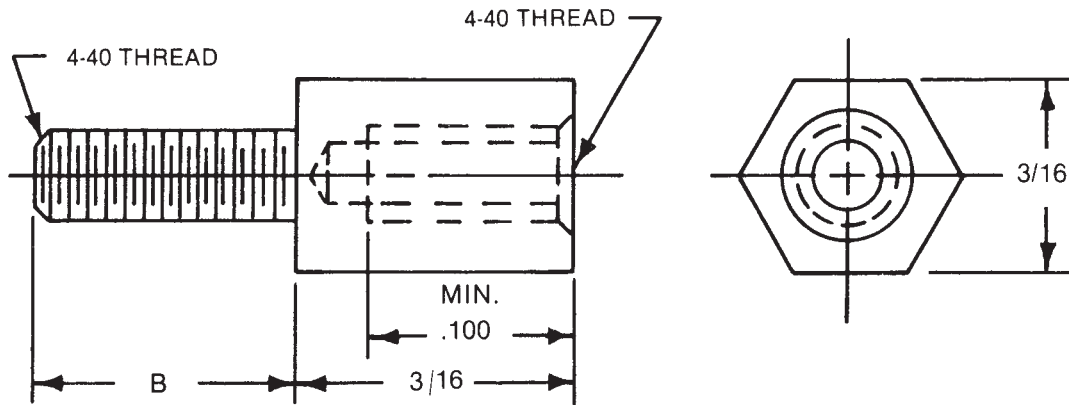
MATERIAL	CODE	RoHS
Aluminum	AL	YES
Brass	B	YES
Steel	S	YES

See page 9 for finish codes
For non-standard parts contact Sales Office

Available with thread locking products, see page vii

PART NO.	THREAD A	LENGTH B	THREAD C	LENGTH D	HEX E
4726	4-40	3/16	4-40	3/16	1/4
4727	4-40	3/16	6-32	1/4	1/4
4728	6-32	1/4	6-32	1/4	1/4
4729	6-32	1/4	8-32	3/8	1/4
4730	8-32	3/8	8-32	3/8	1/4
4731	8-32	3/8	10-32	3/8	1/4
4732	10-32	3/8	10-32	3/8	1/4
4733	8-32	3/8	8-32	3/8	5/16
4734	8-32	3/8	10-32	3/8	5/16
4735	10-32	3/8	10-32	3/8	5/16

3/16 HEX JACK SCREWS



Available with thread locking products, see page vii

SUPPLIED WITH

- TWO (2) #4 FLAT WASHERS
- ONE (1) #4 LOCK WASHER
- ONE (1) #4-40 NUT

SUPPLIED UNASSEMBLED

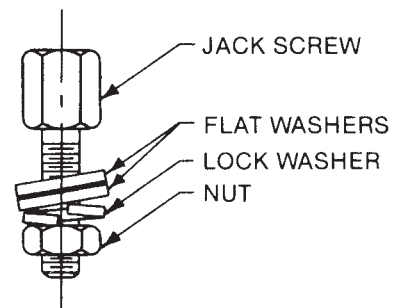
(RoHS Compliant)

MATERIAL

STEEL ASTM-108

FINISH

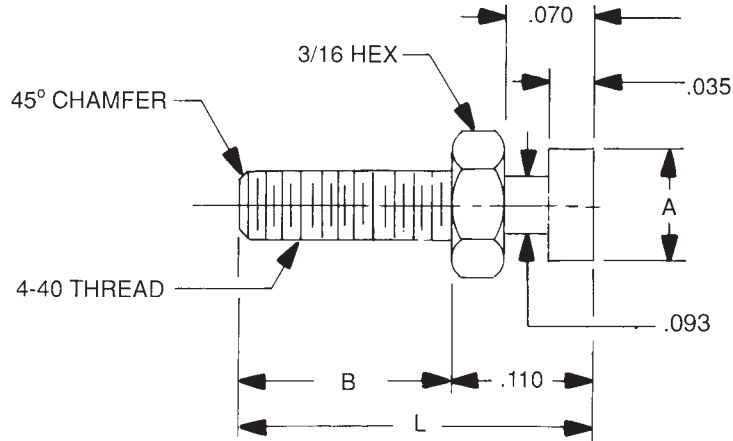
ZINC PLATE PER ASTM-B-633
(YELLOW CHROMATE)



ASSEMBLY

B	PART NUMBER	RoHS
3/16	4750-1	YES
1/4	4750-2	YES
5/16	4750-3	YES
3/8	4750-4	YES
7/16	4750-5	YES
1/2	4750-6	YES
9/16	4750-7	YES
5/8	4750-8	YES
11/16	4750-9	YES
3/4	4750-10	YES

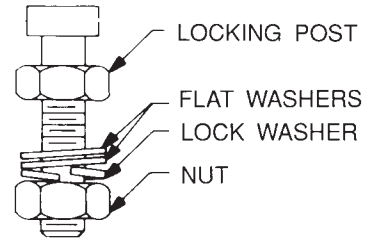
LOCKING POST ASSEMBLY



Supplied With

- Two (2) #4 flat washers
- One (1) #4 lock washer
- One (1) #4-40 nut

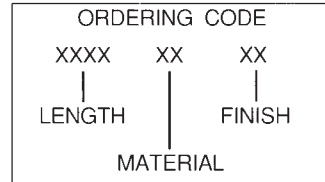
- Supplied unassembled
- Supplied bulk packaged
- See page 9 for finish codes
- Other male lengths available - contact sales office



ASSEMBLY

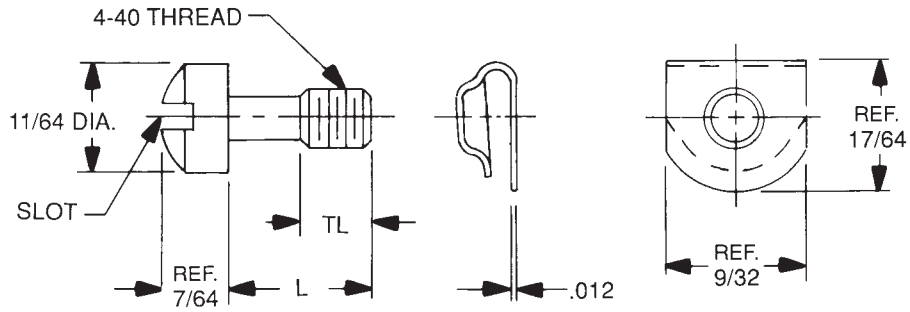
Available with thread locking products, see page vii

Part No.	L Reference	B Reference	A ± .005
4751	.416	.312	.142
4752	.562	.458	.142
4753	.416	.312	.165
4754	.562	.458	.165

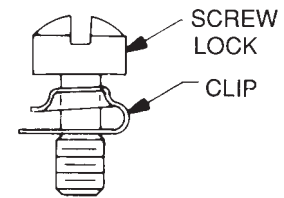


MATERIAL	CODE	RoHS
Aluminum	AL	YES
Brass	B	YES
Stainless Steel	SS	YES
Steel	S	YES

SCREW - LOCK ASSEMBLY — STYLE 1



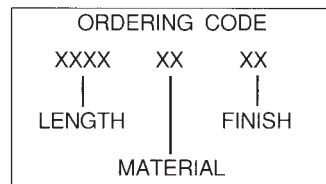
- Supplied with clip
- Supplied unassembled
- Supplied bulk packaged
- Screw locks mate with Jack Screws. See page 117
- See page 9 for finish codes



ASSEMBLY

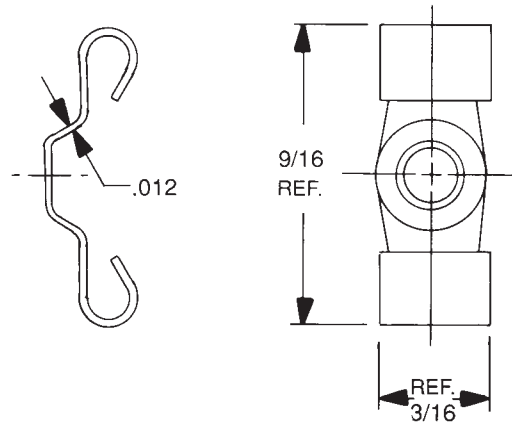
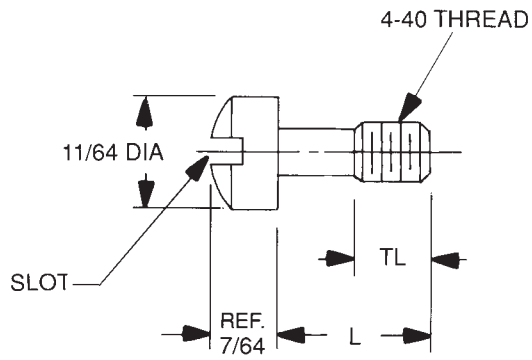
Available with thread locking products, see page vii

Part No.	L Reference	TL Reference
4761	.200	.100
4762	.250	.125
4763	.281	.156
4764	.312	.156
4765	.375	.156
4766	.437	.156
4767	.500	.156
4768	.562	.156
4769	.625	.156
4770	.687	.156
4771	.750	.156

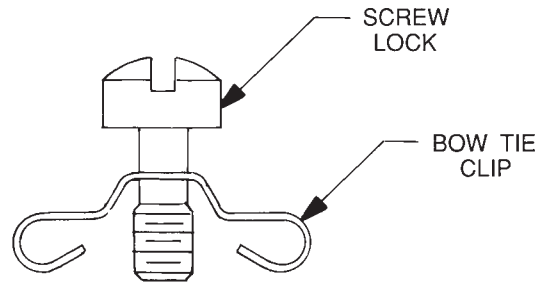


MATERIAL	CODE	RoHS
Steel	S	YES
Stainless Steel	SS	YES

SCREW - LOCK ASSEMBLY — STYLE 3



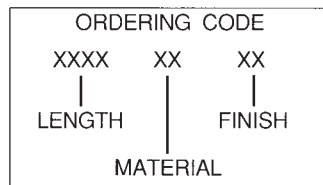
- Supplied with bow tie clip
- Supplied unassembled
- Supplied bulk packaged
- Screw locks mate with Jack Screws. See page 117
- Other material available - contact sales office
- See page 9 for finish codes



ASSEMBLY

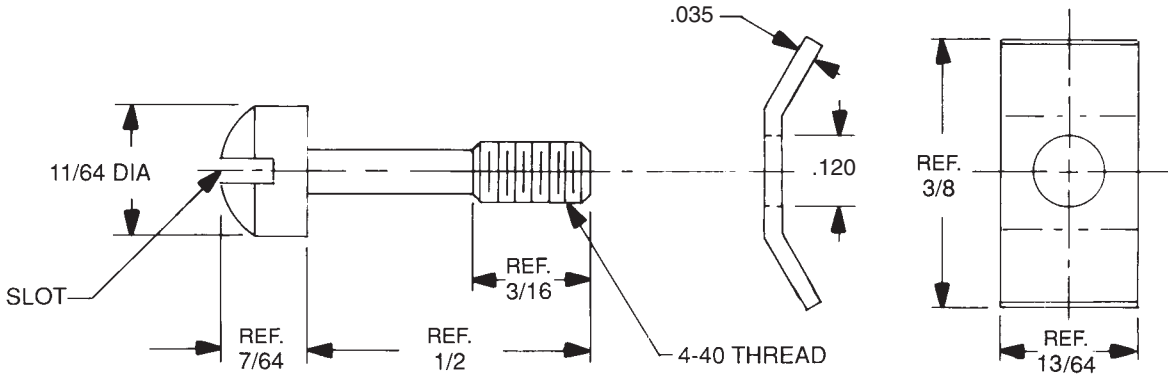
Available with thread locking products, see page vii

Part No.	L Reference	TL Reference
4783	.200	.100
4784	.250	.125
4785	.281	.156
4786	.312	.156
4787	.375	.156
4788	.437	.156
4789	.500	.156
4790	.562	.156
4791	.625	.156
4792	.687	.156
4793	.750	.156

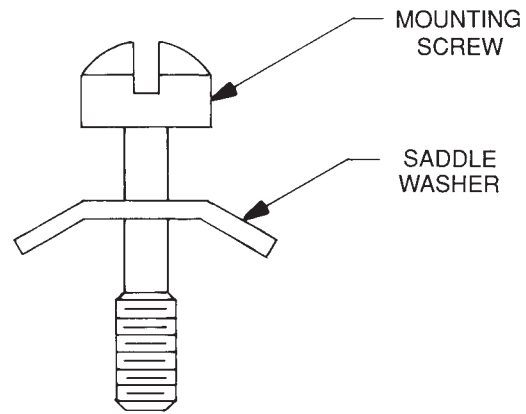


MATERIAL	CODE	RoHS
Steel	S	YES

FILLISTER HEAD MOUNTING SCREW



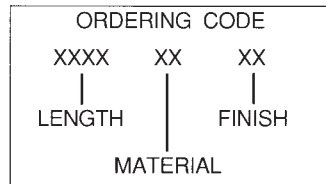
- Supplied with saddle washer
- Supplied unassembled
- Supplied bulk packaged
- See page 9 for finish codes



ASSEMBLY

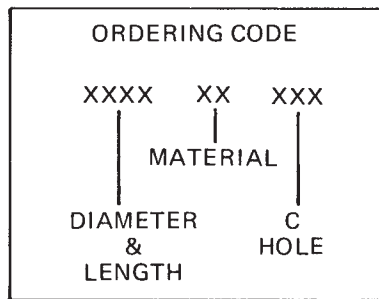
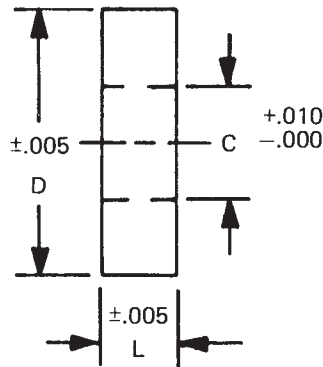
Available with thread locking products, see page vii

Part Number
4798-S



MATERIAL	CODE	RoHS
Steel	S	YES

FLAT WASHERS

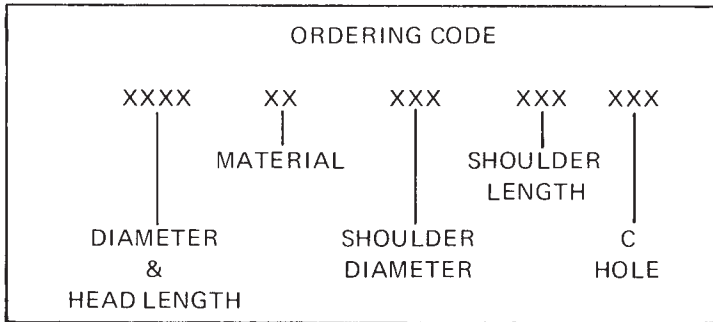


MATERIAL	CODE	RoHS
Nylon	N	YES
Phenolic	PH	YES
Teflon	TE	YES

DIAMETER	LENGTH										
	.016	.020	.025	.031	.040	.047	.050	.062	.078	.093	.125
1/8	5000	5019	5038	5057	5083	5109	5135	5161	5187	5213	5239
5/32	5001	5020	5039	5058	5084	5110	5136	5162	5188	5214	5240
3/16	5002	5021	5040	5059	5085	5111	5137	5163	5189	5215	5241
7/32	5003	5022	5041	5060	5086	5112	5138	5164	5190	5216	5242
1/4	5004	5023	5042	5061	5087	5113	5139	5165	5191	5217	5243
9/32	5005	5024	5043	5062	5088	5114	5140	5166	5192	5218	5244
5/16	5006	5025	5044	5063	5089	5115	5141	5167	5193	5219	5245
11/32	5007	5026	5045	5064	5090	5116	5142	5168	5194	5220	5246
3/8	5008	5027	5046	5065	5091	5117	5143	5169	5195	5221	5247
13/32	5009	5028	5047	5066	5092	5118	5144	5170	5196	5222	5248
7/16	5010	5029	5048	5067	5093	5119	5145	5171	5197	5223	5249
15/32	5011	5030	5049	5068	5094	5120	5146	5172	5198	5224	5250
1/2	5012	5031	5050	5069	5095	5121	5147	5173	5199	5225	5251
17/32	5013	5032	5051	5070	5096	5122	5148	5174	5200	5226	5252
9/16	5014	5033	5052	5071	5097	5123	5149	5175	5201	5227	5253
19/32	5015	5034	5053	5072	5098	5124	5150	5176	5202	5228	5254
5/8	5016	5035	5054	5073	5099	5125	5151	5177	5203	5229	5255
11/16	5017	5036	5055	5074	5100	5126	5152	5178	5204	5230	5256
3/4	5018	5037	5056	5075	5101	5127	5153	5179	5205	5231	5257
13/16				5076	5102	5128	5154	5180	5206	5232	5258
7/8				5077	5103	5129	5155	5181	5207	5233	5259
1				5078	5104	5130	5156	5182	5208	5234	5260
1-1/8				5079	5105	5131	5157	5183	5209	5235	5261
1-1/4				5080	5106	5132	5158	5184	5210	5236	5262
1-3/8				5081	5107	5133	5159	5185	5211	5237	5263
1-1/2				5082	5108	5134	5160	5186	5212	5238	5264

SHOULDER WASHERS

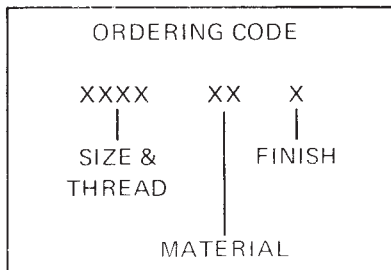
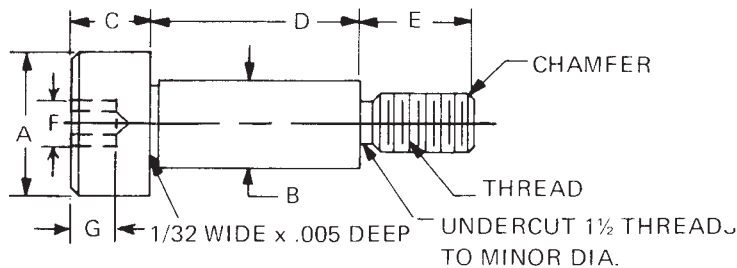
MATERIAL	CODE	RoHS
Nylon	N	YES
Phenolic	PH	YES
Teflon	TE	YES



DIAMETER	HEAD LENGTH											
	.015	.020	.025	.031	.040	.046	.050	.062	.078	.093	.105	.125
9/64	5500	5528	5556	5584	5620	5656	5692	5728	5764	5800	5836	5872
5/32	5501	5529	5557	5585	5621	5657	5693	5729	5765	5801	5837	5873
11/64	5502	5530	5558	5586	5622	5658	5694	5730	5766	5802	5838	5874
3/16	5503	5531	5559	5587	5623	5659	5695	5731	5767	5803	5839	5875
13/64	5504	5532	5560	5588	5624	5660	5696	5732	5768	5804	5840	5876
7/32	5505	5533	5561	5589	5625	5661	5697	5733	5769	5805	5841	5877
15/64	5506	5534	5562	5590	5626	5662	5698	5734	5770	5806	5842	5878
1/4	5507	5535	5563	5591	5627	5663	5699	5735	5771	5807	5843	5879
17/64	5508	5536	5564	5592	5628	5664	5700	5736	5772	5808	5844	5880
9/32	5509	5537	5565	5593	5629	5665	5701	5737	5773	5809	5845	5881
19/64	5510	5538	5566	5594	5630	5666	5702	5738	5774	5810	5846	5882
5/16	5511	5539	5567	5595	5631	5667	5703	5739	5775	5811	5847	5883
21/64	5512	5540	5568	5596	5632	5668	5704	5740	5776	5812	5848	5884
11/32	5513	5541	5569	5597	5633	5669	5705	5741	5777	5813	5849	5885
23/64	5514	5542	5570	5598	5634	5670	5706	5742	5778	5814	5850	5886
3/8	5515	5543	5571	5599	5635	5671	5707	5743	5779	5815	5851	5887
13/32	5516	5544	5572	5600	5636	5672	5708	5744	5780	5816	5852	5888
7/16	5517	5545	5573	5601	5637	5673	5709	5745	5781	5817	5853	5889
15/32	5518	5546	5574	5602	5638	5674	5710	5746	5782	5818	5854	5890
1/2	5519	5547	5575	5603	5639	5675	5711	5747	5783	5819	5855	5891
17/32	5520	5548	5576	5604	5640	5676	5712	5748	5784	5820	5856	5892
9/16	5521	5549	5577	5605	5641	5677	5713	5749	5785	5821	5857	5893
19/32	5522	5550	5578	5606	5642	5678	5714	5750	5786	5822	5858	5894
5/8	5523	5551	5579	5607	5643	5679	5715	5751	5787	5823	5859	5895
21/32	5524	5552	5580	5608	5644	5680	5716	5752	5788	5824	5860	5896
11/16	5525	5553	5581	5609	5645	5681	5717	5753	5789	5825	5861	5897
23/32	5526	5554	5582	5610	5646	5682	5718	5754	5790	5826	5862	5898
3/4	5527	5555	5583	5611	5647	5683	5719	5755	5791	5827	5863	5899
13/16				5612	5648	5684	5720	5756	5792	5828	5864	5900
7/8				5613	5649	5685	5721	5757	5793	5829	5865	5901
15/16				5614	5650	5686	5722	5758	5794	5830	5866	5902
1-				5615	5651	5687	5723	5759	5795	5831	5867	5903
1-1/8				5616	5652	5688	5724	5760	5796	5832	5868	5904
1-1/4				5617	5653	5689	5725	5761	5797	5833	5869	5905
1-3/8				5618	5654	5690	5726	5762	5798	5834	5870	5906
1-1/2				5619	5655	5691	5727	5763	5799	5835	5871	5907

PRECISION SHOULDER SCREWS — SOCKET HEAD

Available with thread locking products, see page vii



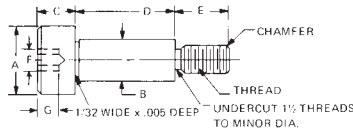
See page 9 for finish codes
For non-standard parts contact Sales Office

MATERIAL	CODE	RoHS
Brass	B	YES
Stainless Steel	SS	YES
Steel	S	YES

PART NO.	THREAD	A ± .004	B + .000 - .001	C ± .010	D + .002 - .000	E ± .005	F + .002 - .000	G MIN.
6901	4-40	1/4	.1245	1/8	.1250	5/32	5/64	1/16
6902	4-40	1/4	.1245	1/8	.1875	5/32	5/64	1/16
6903	4-40	1/4	.1245	1/8	.2500	5/32	5/64	1/16
6904	4-40	1/4	.1245	1/8	.3125	5/32	5/64	1/16
6905	4-40	1/4	.1245	1/8	.3750	5/32	5/64	1/16
6906	4-40	1/4	.1245	1/8	.4375	5/32	5/64	1/16
6907	4-40	1/4	.1245	1/8	.5000	5/32	5/64	1/16
6908	6-32	9/32	.1560	1/8	.1250	3/16	3/32	5/64
6909	6-32	9/32	.1560	1/8	.1875	3/16	3/32	5/64
6910	6-32	9/32	.1560	1/8	.2500	3/16	3/32	5/64
6911	6-32	9/32	.1560	1/8	.3125	3/16	3/32	5/64
6912	6-32	9/32	.1560	1/8	.3750	3/16	3/32	5/64
6913	6-32	9/32	.1560	1/8	.4375	3/16	3/32	5/64
6914	6-32	9/32	.1560	1/8	.5000	3/16	3/32	5/64
6915	6-32	9/32	.1560	1/8	.5625	3/16	3/32	5/64
6916	6-32	9/32	.1560	1/8	.6250	3/16	3/32	5/64
6917	6-32	9/32	.1560	1/8	.6875	3/16	3/32	5/64
6918	6-32	9/32	.1560	1/8	.7500	3/16	3/32	5/64
6919	8-32	5/16	.1870	5/32	.1250	3/16	3/32	5/64
6920	8-32	5/16	.1870	5/32	.1875	3/16	3/32	5/64
6921	8-32	5/16	.1870	5/32	.2500	3/16	3/32	5/64
6922	8-32	5/16	.1870	5/32	.3125	3/16	3/32	5/64
6923	8-32	5/16	.1870	5/32	.3750	3/16	3/32	5/64
6924	8-32	5/16	.1870	5/32	.4375	3/16	3/32	5/64
6925	8-32	5/16	.1870	5/32	.5000	3/16	3/32	5/64
6926	8-32	5/16	.1870	5/32	.5625	3/16	3/32	5/64
6927	8-32	5/16	.1870	5/32	.6250	3/16	3/32	5/64
6928	8-32	5/16	.1870	5/32	.6875	3/16	3/32	5/64
6929	8-32	5/16	.1870	5/32	.7500	3/16	3/32	5/64
6930	8-32	5/16	.1870	5/32	.8750	3/16	3/32	5/64
6931	8-32	5/16	.1870	5/32	1.000	3/16	3/32	5/64
6932	8-32	5/16	.1870	5/32	1.250	3/16	3/32	5/64
6933	8-32	5/16	.1870	5/32	1.375	3/16	3/32	5/64
6934	8-32	5/16	.1870	5/32	1.500	3/16	3/32	5/64

PRECISION SHOULDER SCREWS — SOCKET HEAD

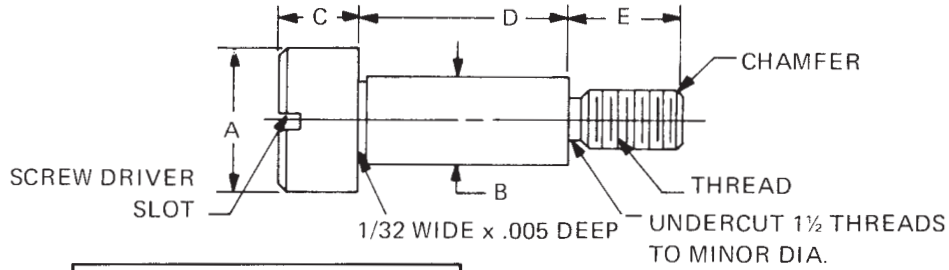
See page 9 for finish codes
For non-standard parts
contact Sales Office



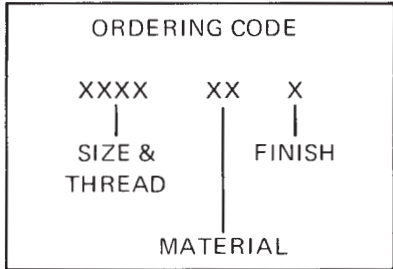
Available with thread
locking products,
see page vii

PART NO.	THREAD	A ±.004	B +.000 -.001	C ±.010	D +.002 -.000	E ±.005	F	G MIN.
6935	10-32	3/8	.2495	3/16	.1250	1/4	1/8	3/32
6936	10-32	3/8	.2495	3/16	.1875	1/4	1/8	3/32
6937	10-32	3/8	.2495	3/16	.2500	1/4	1/8	3/32
6938	10-32	3/8	.2495	3/16	.3125	1/4	1/8	3/32
6939	10-32	3/8	.2495	3/16	.3750	1/4	1/8	3/32
6940	10-32	3/8	.2495	3/16	.4375	1/4	1/8	3/32
6941	10-32	3/8	.2495	3/16	.5000	1/4	1/8	3/32
6942	10-32	3/8	.2495	3/16	.5625	1/4	1/8	3/32
6943	10-32	3/8	.2495	3/16	.6250	1/4	1/8	3/32
6944	10-32	3/8	.2495	3/16	.6875	1/4	1/8	3/32
6945	10-32	3/8	.2495	3/16	.7500	1/4	1/8	3/32
6946	10-32	3/8	.2495	3/16	.8750	1/4	1/8	3/32
6947	10-32	3/8	.2495	3/16	1.000	1/4	1/8	3/32
6948	10-32	3/8	.2495	3/16	1.250	1/4	1/8	3/32
6949	10-32	3/8	.2495	3/16	1.375	1/4	1/8	3/32
6950	10-32	3/8	.2495	3/16	1.500	1/4	1/8	3/32
6951	1/4-20	7/16	.3120	7/32	.2500	3/8	5/32	1/8
6952	1/4-20	7/16	.3120	7/32	.3125	3/8	5/32	1/8
6953	1/4-20	7/16	.3120	7/32	.3750	3/8	5/32	1/8
6954	1/4-20	7/16	.3120	7/32	.5000	3/8	5/32	1/8
6955	1/4-20	7/16	.3120	7/32	.6250	3/8	5/32	1/8
6956	1/4-20	7/16	.3120	7/32	.7500	3/8	5/32	1/8
6957	1/4-20	7/16	.3120	7/32	.8750	3/8	5/32	1/8
6958	1/4-20	7/16	.3120	7/32	1.000	3/8	5/32	1/8
6959	1/4-20	1/2	.3745	7/32	.2500	3/8	5/32	1/8
6960	1/4-20	1/2	.3745	7/32	.3125	3/8	5/32	1/8
6961	1/4-20	1/2	.3745	7/32	.3750	3/8	5/32	1/8
6962	1/4-20	1/2	.3745	7/32	.5000	3/8	5/32	1/8
6963	1/4-20	1/2	.3745	7/32	.6250	3/8	5/32	1/8
6964	1/4-20	1/2	.3745	7/32	.7500	3/8	5/32	1/8
6965	1/4-20	1/2	.3745	7/32	.8750	3/8	5/32	1/8
6966	1/4-20	1/2	.3745	7/32	1.000	3/8	5/32	1/8
6967	5/16-18	1/2	.3745	7/32	.2500	7/16	3/16	5/32
6968	5/16-18	1/2	.3745	7/32	.3125	7/16	3/16	5/32
6969	5/16-18	1/2	.3745	7/32	.3750	7/16	3/16	5/32
6970	5/16-18	1/2	.3745	7/32	.5000	7/16	3/16	5/32
6971	5/16-18	1/2	.3745	7/32	.6250	7/16	3/16	5/32
6972	5/16-18	1/2	.3745	7/32	.7500	7/16	3/16	5/32
6973	5/16-18	1/2	.3745	7/32	.8750	7/16	3/16	5/32
6974	5/16-18	1/2	.3745	7/32	1.000	7/16	3/16	5/32
6975	3/8-16	5/8	.4995	1/4	.2500	1/2	1/4	3/16
6976	3/8-16	5/8	.4995	1/4	.3125	1/2	1/4	3/16
6977	3/8-16	5/8	.4995	1/4	.3750	1/2	1/4	3/16
6978	3/8-16	5/8	.4995	1/4	.5000	1/2	1/4	3/16
6979	3/8-16	5/8	.4995	1/4	.6250	1/2	1/4	3/16
6980	3/8-16	5/8	.4995	1/4	.7500	1/2	1/4	3/16
6981	3/8-16	5/8	.4995	1/4	.8750	1/2	1/4	3/16
6982	3/8-16	5/8	.4995	1/4	1.000	1/2	1/4	3/16

PRECISION SHOULDER SCREWS — SLOTTED HEAD



Available with thread locking products, see page vii



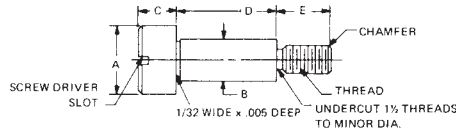
See page 9 for finish codes
For non-standard parts contact Sales Office

MATERIAL	CODE	RoHS
Brass	B	YES
Stainless Steel	SS	YES
Steel	S	YES

PART NO.	THREAD	A ±.004	B +.000 -.001	C ±.010	D +.002 -.000	E ±.005
7001	4-40	1/4	.1245	1/8	.1250	5/32
7002	4-40	1/4	.1245	1/8	.1875	5/32
7003	4-40	1/4	.1245	1/8	.2500	5/32
7004	4-40	1/4	.1245	1/8	.3125	5/32
7005	4-40	1/4	.1245	1/8	.3750	5/32
7006	4-40	1/4	.1245	1/8	.4375	5/32
7007	4-40	1/4	.1245	1/8	.5000	5/32
7008	6-32	9/32	.1560	1/8	.1250	3/16
7009	6-32	9/32	.1560	1/8	.1875	3/16
7010	6-32	9/32	.1560	1/8	.2500	3/16
7011	6-32	9/32	.1560	1/8	.3125	3/16
7012	6-32	9/32	.1560	1/8	.3750	3/16
7013	6-32	9/32	.1560	1/8	.4375	3/16
7014	6-32	9/32	.1560	1/8	.5000	3/16
7015	6-32	9/32	.1560	1/8	.5625	3/16
7016	6-32	9/32	.1560	1/8	.6250	3/16
7017	6-32	9/32	.1560	1/8	.6875	3/16
7018	6-32	9/32	.1560	1/8	.7500	3/16
7019	8-32	5/16	.1870	5/32	.1250	3/16
7020	8-32	5/16	.1870	5/32	.1875	3/16
7021	8-32	5/16	.1870	5/32	.2500	3/16
7022	8-32	5/16	.1870	5/32	.3125	3/16
7023	8-32	5/16	.1870	5/32	.3750	3/16
7024	8-32	5/16	.1870	5/32	.4375	3/16
7025	8-32	5/16	.1870	5/32	.5000	3/16
7026	8-32	5/16	.1870	5/32	.5625	3/16
7027	8-32	5/16	.1870	5/32	.6250	3/16
7028	8-32	5/16	.1870	5/32	.6875	3/16
7029	8-32	5/16	.1870	5/32	.7500	3/16
7030	8-32	5/16	.1870	5/32	.8750	3/16
7031	8-32	5/16	.1870	5/32	1.000	3/16
7032	8-32	5/16	.1870	5/32	1.250	3/16
7033	8-32	5/16	.1870	5/32	1.375	3/16
7034	8-32	5/16	.1870	5/32	1.500	3/16

PRECISION SHOULDER SCREWS — SLOTTED HEAD

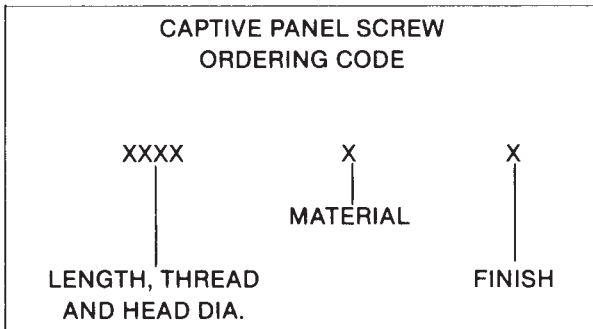
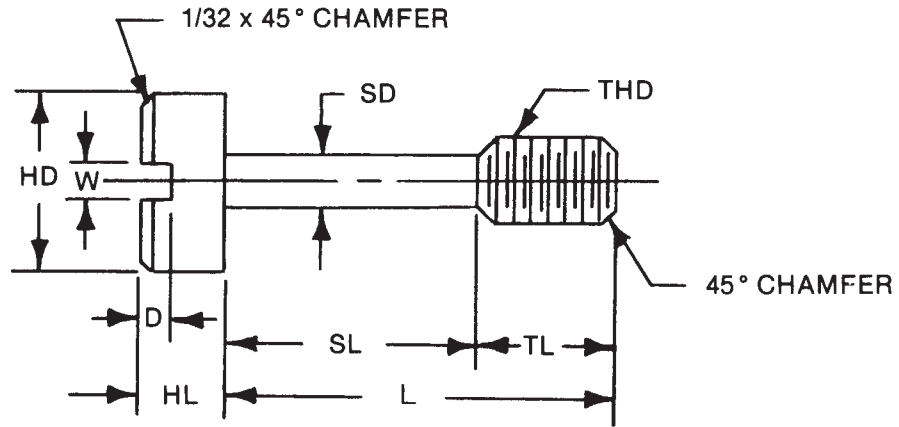
See page 9 for finish codes
For non-standard parts
contact Sales Office



Available with thread
locking products,
see page vii

PART NO.	THREAD	A ±.004	B +.000 -.001	C ±.010	D +.002 -.000	E ±.005
7035	10-32	3/8	.2495	3/16	.1250	1/4
7036	10-32	3/8	.2495	3/16	.1875	1/4
7037	10-32	3/8	.2495	3/16	.2500	1/4
7038	10-32	3/8	.2495	3/16	.3125	1/4
7039	10-32	3/8	.2495	3/16	.3750	1/4
7040	10-32	3/8	.2495	3/16	.4375	1/4
7041	10-32	3/8	.2495	3/16	.5000	1/4
7042	10-32	3/8	.2495	3/16	.5625	1/4
7043	10-32	3/8	.2495	3/16	.6250	1/4
7044	10-32	3/8	.2495	3/16	.6875	1/4
7045	10-32	3/8	.2495	3/16	.7500	1/4
7046	10-32	3/8	.2495	3/16	.8750	1/4
7047	10-32	3/8	.2495	3/16	1.000	1/4
7048	10-32	3/8	.2495	3/16	1.250	1/4
7049	10-32	3/8	.2495	3/16	1.375	1/4
7050	10-32	3/8	.2495	3/16	1.500	1/4
7051	1/4-20	7/16	.3120	7/32	.2500	3/8
7052	1/4-20	7/16	.3120	7/32	.3125	3/8
7053	1/4-20	7/16	.3120	7/32	.3750	3/8
7054	1/4-20	7/16	.3120	7/32	.5000	3/8
7055	1/4-20	7/16	.3120	7/32	.6250	3/8
7056	1/4-20	7/16	.3120	7/32	.7500	3/8
7057	1/4-20	7/16	.3120	7/32	.8750	3/8
7058	1/4-20	7/16	.3120	7/32	1.000	3/8
7059	1/4-20	1/2	.3745	7/32	.2500	3/8
7060	1/4-20	1/2	.3745	7/32	.3125	3/8
7061	1/4-20	1/2	.3745	7/32	.3750	3/8
7062	1/4-20	1/2	.3745	7/32	.5000	3/8
7063	1/4-20	1/2	.3745	7/32	.6250	3/8
7064	1/4-20	1/2	.3745	7/32	.7500	3/8
7065	1/4-20	1/2	.3745	7/32	.8750	3/8
7066	1/4-20	1/2	.3745	7/32	1.000	3/8
7067	5/16-18	1/2	.3745	7/32	.2500	7/16
7068	5/16-18	1/2	.3745	7/32	.3125	7/16
7069	5/16-18	1/2	.3745	7/32	.3750	7/16
7070	5/16-18	1/2	.3745	7/32	.5000	7/16
7071	5/16-18	1/2	.3745	7/32	.6250	7/16
7072	5/16-18	1/2	.3745	7/32	.7500	7/16
7073	5/16-18	1/2	.3745	7/32	.8750	7/16
7074	5/16-18	1/2	.3745	7/32	1.000	7/16
7075	3/8-16	5/8	.4995	1/4	.2500	1/2
7076	3/8-16	5/8	.4995	1/4	.3125	1/2
7077	3/8-16	5/8	.4995	1/4	.3750	1/2
7078	3/8-16	5/8	.4995	1/4	.5000	1/2
7079	3/8-16	5/8	.4995	1/4	.6250	1/2
7080	3/8-16	5/8	.4995	1/4	.7500	1/2
7081	3/8-16	5/8	.4995	1/4	.8750	1/2
7082	3/8-16	5/8	.4995	1/4	1.000	1/2

CAPTIVE PANEL SCREWS—STYLE 6



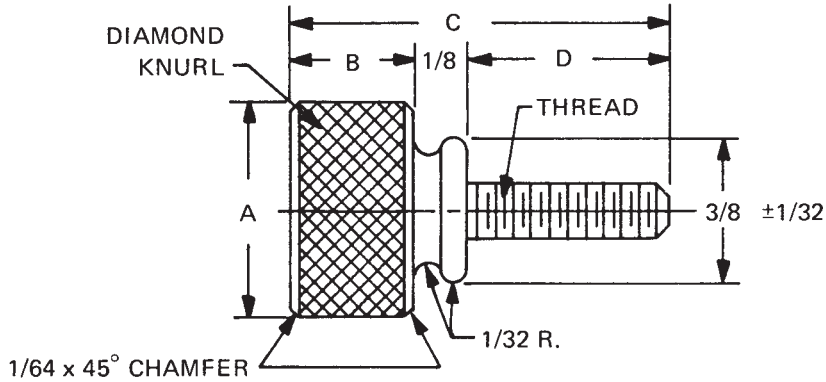
MATERIAL	CODE	RoHS
Brass	B	YES
Stainless Steel	SS	YES
Steel	S	YES

See page 9 for finish codes
For non-standard parts contact Sales Office

Available with thread locking products, see page vii

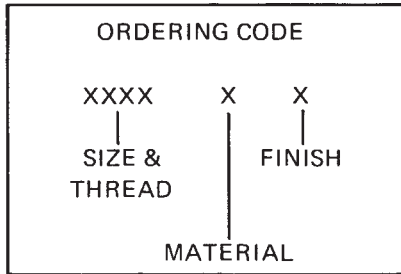
PART NO.	THD.	H.D. ± .005	H.L. ± .010	L. + .010 - .005	T.L. ± .005	S.D. + .000 - .005	S.L. + .005 - .000	W. + .005 - .000	D. + .010 - .000
7083	4-40	1/4	1/8	15/32	3/16	.078	9/32	3/64	3/64
7084	4-40	1/4	1/8	17/32	3/16	.078	11/32	3/64	3/64
7085	6-32	9/32	1/8	17/32	7/32	.095	5/16	3/64	3/64
7086	6-32	9/32	1/8	19/32	7/32	.095	3/8	3/64	3/64
7087	6-32	9/32	1/8	21/32	7/32	.095	7/16	3/64	3/64
7088	8-32	5/16	5/32	21/32	1/4	.120	13/32	1/16	1/16
7089	8-32	5/16	5/32	23/32	1/4	.120	15/32	1/16	1/16
7090	8-32	5/16	5/32	25/32	1/4	.120	17/32	1/16	1/16
7091	10-32	3/8	3/16	27/32	5/16	.130	17/32	1/16	1/16
7092	10-32	3/8	3/16	29/32	5/16	.130	19/32	1/16	1/16

WASHER FACE THUMB SCREWS



See page 9 for finish codes
For non-standard parts contact Sales Office

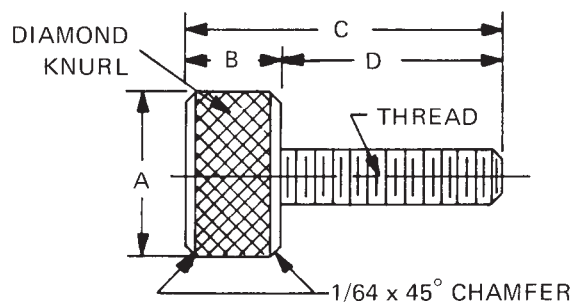
Available with thread locking products, see page vii



MATERIAL	CODE	RoHS
Aluminum	AL	YES
Brass	B	YES
Stainless Steel	SS	YES
Steel	S	YES

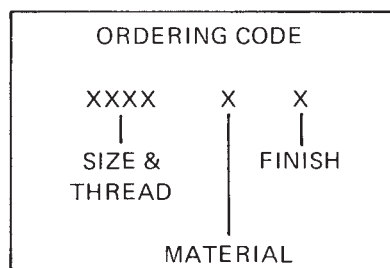
PART NO.	THREAD	A +.020 -.000	B ±.015	C ±.015	D ±.010
7100	4-40	3/8	3/16	5/8	5/16
7101	4-40	3/8	3/16	11/16	3/8
7102	4-40	3/8	3/16	3/4	7/16
7103	6-32	3/8	3/16	11/16	3/8
7104	6-32	3/8	3/16	3/4	7/16
7105	6-32	3/8	3/16	13/16	1/2
7106	8-32	7/16	3/16	11/16	3/8
7107	8-32	7/16	3/16	13/16	1/2
7108	8-32	7/16	3/16	15/16	5/8
7109	10-32	7/16	3/16	11/16	3/8
7110	10-32	7/16	3/16	13/16	1/2
7111	10-32	7/16	3/16	15/16	5/8
7112	1/4-20	1/2	1/4	3/4	3/8
7113	1/4-20	1/2	1/4	7/8	1/2
7114	1/4-20	1/2	1/4	1	5/8
7115	1/4-20	1/2	1/4	1-1/8	3/4

PLAIN THUMB SCREWS



See page 9 for finish codes
For non-standard parts contact Sales Office

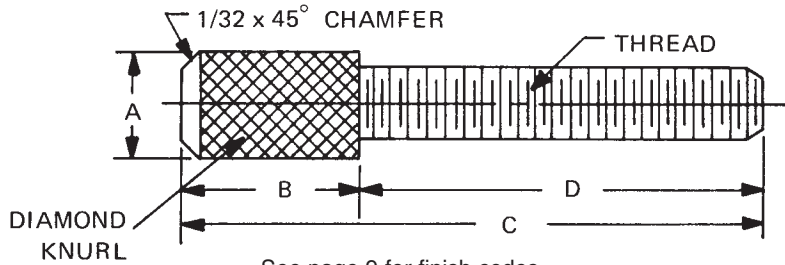
Available with thread locking products, see page vii



MATERIAL	CODE	RoHS
Aluminum	AL	YES
Brass	B	YES
Stainless Steel	SS	YES
Steel	S	YES

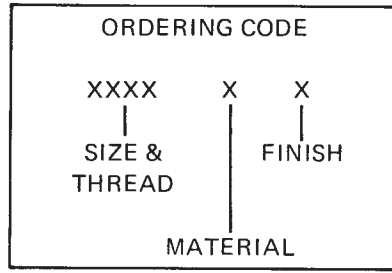
PART NO.	THREAD	A +.020 -.000	B ±.015	C ±.015	D ±.010
7120	4-40	5/16	3/16	1/2	5/16
7121	4-40	5/16	3/16	9/16	3/8
7122	4-40	5/16	3/16	5/8	7/16
7123	4-40	5/16	3/16	11/16	1/2
7124	6-32	5/16	3/16	1/2	5/16
7125	6-32	5/16	3/16	9/16	3/8
7126	6-32	5/16	3/16	5/8	7/16
7127	6-32	5/16	3/16	11/16	1/2
7128	8-32	3/8	3/16	9/16	3/8
7129	8-32	3/8	3/16	5/8	7/16
7130	8-32	3/8	3/16	11/16	1/2
7131	8-32	3/8	3/16	3/4	9/16
7132	8-32	3/8	3/16	13/16	5/8
7133	10-32	7/16	3/16	9/16	3/8
7134	10-32	7/16	3/16	5/8	7/16
7135	10-32	7/16	3/16	11/16	1/2
7136	10-32	7/16	3/16	3/4	9/16
7137	10-32	7/16	3/16	13/16	5/8
7138	1/4-20	1/2	1/4	3/4	1/2
7139	1/4-20	1/2	1/4	13/16	9/16
7140	1/4-20	1/2	1/4	7/8	5/8
7141	1/4-20	1/2	1/4	15/16	11/16
7142	1/4-20	1/2	1/4	1	3/4

PUSH TYPE THUMB SCREWS



See page 9 for finish codes
For non-standard parts contact Sales Office

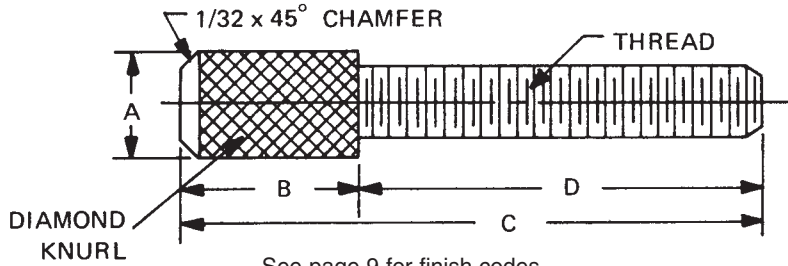
Available with thread
locking products,
see page vii



MATERIAL	CODE	RoHS
Aluminum	AL	YES
Brass	B	YES
Stainless Steel	SS	YES
Steel	S	YES

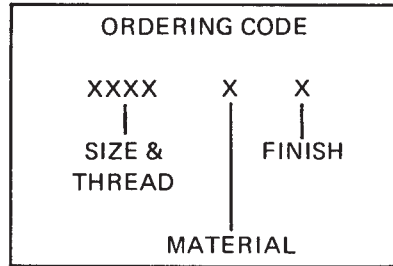
PART NO.	THREAD	D ±.010	B ±.015	C ±.015	A +.020 -.000
7150	6-32	5/8	3/8	1"	3/16
7151	6-32	3/4	3/8	1-1/8	3/16
7152	6-32	7/8	3/8	1-1/4	3/16
7153	6-32	1"	3/8	1-3/8	3/16
7154	6-32	1-1/8	3/8	1-1/2	3/16
7155	6-32	1-1/4	3/8	1-5/8	3/16
7156	6-32	1-3/8	3/8	1-3/4	3/16
7157	6-32	1-1/2	3/8	1-7/8	3/16
7158	6-32	1-5/8	3/8	2"	3/16
7159	6-32	1-3/4	3/8	2-1/8	3/16
7160	6-32	1-7/8	3/8	2-1/4	3/16
7161	6-32	2"	3/8	2-3/8	3/16
7162	8-32	5/8	3/8	1"	3/16
7163	8-32	3/4	3/8	1-1/8	3/16
7164	8-32	7/8	3/8	1-1/4	3/16
7165	8-32	1"	3/8	1-3/8	3/16
7166	8-32	1-1/8	3/8	1-1/2	3/16
7167	8-32	1-1/4	3/8	1-5/8	3/16
7168	8-32	1-3/8	3/8	1-3/4	3/16
7169	8-32	1-1/2	3/8	1-7/8	3/16
7170	8-32	1-5/8	3/8	2"	3/16
7171	8-32	1-3/4	3/8	2-1/8	3/16
7172	8-32	1-7/8	3/8	2-1/4	3/16
7173	8-32	2"	3/8	2-3/8	3/16
7174	10-24	5/8	1/2	1-1/8	1/4
7175	10-24	3/4	1/2	1-1/4	1/4
7176	10-24	7/8	1/2	1-3/8	1/4
7177	10-24	1"	1/2	1-1/2	1/4
7178	10-24	1-1/8	1/2	1-5/8	1/4
7179	10-24	1-1/4	1/2	1-3/4	1/4
7180	10-24	1-3/8	1/2	1-7/8	1/4
7181	10-24	1-1/2	1/2	2"	1/4
7182	10-24	1-5/8	1/2	2-1/8	1/4

PUSH TYPE THUMB SCREWS



See page 9 for finish codes
For non-standard parts contact Sales Office

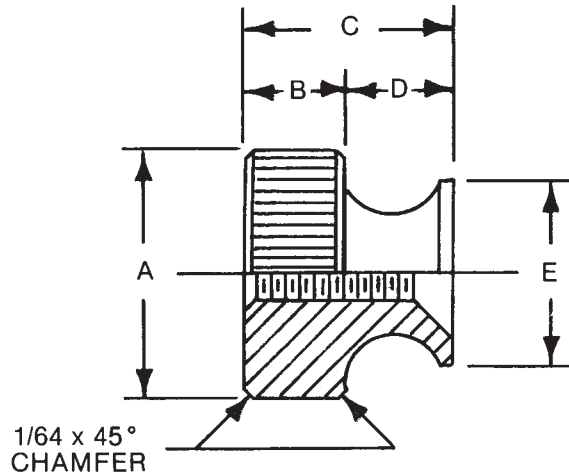
Available with thread locking products,
see page vii



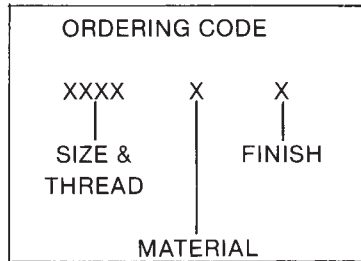
MATERIAL	CODE	RoHS
Aluminum	AL	YES
Brass	B	YES
Stainless Steel	SS	YES
Steel	S	YES

PART NO.	THREAD	D ±.010	B ±.015	C ±.015	A +.020 -.000
7183	10-24	1-3/4	1/2	2-1/4	1/4
7184	10-24	1-7/8	1/2	2-3/8	1/4
7185	10-24	2"	1/2	2-1/2	1/4
7186	10-32	5/8	1/2	1-1/8	1/4
7187	10-32	3/4	1/2	1-1/4	1/4
7188	10-32	7/8	1/2	1-3/8	1/4
7189	10-32	1"	1/2	1-1/2	1/4
7190	10-32	1-1/8	1/2	1-5/8	1/4
7191	10-32	1-1/4	1/2	1-3/4	1/4
7192	10-32	1-3/8	1/2	1-7/8	1/4
7193	10-32	1-1/2	1/2	2"	1/4
7194	10-32	1-5/8	1/2	2-1/8	1/4
7195	10-32	1-3/4	1/2	2-1/4	1/4
7196	10-32	1-7/8	1/2	2-3/8	1/4
7197	10-32	2"	1/2	2-1/2	1/4
7198	1/4-20	5/8	1/2	1-1/8	5/16
7199	1/4-20	3/4	1/2	1-1/4	5/16
7200	1/4-20	7/8	1/2	1-3/8	5/16
7201	1/4-20	1"	1/2	1-1/2	5/16
7202	1/4-20	1-1/8	1/2	1-5/8	5/16
7203	1/4-20	1-1/4	1/2	1-3/4	5/16
7204	1/4-20	1-3/8	1/2	1-7/8	5/16
7205	1/4-20	1-1/2	1/2	2"	5/16
7206	1/4-20	1-5/8	1/2	2-1/8	5/16
7207	1/4-20	1-3/4	1/2	2-1/4	5/16
7208	1/4-20	1-7/8	1/2	2-3/8	5/16
7209	1/4-20	2"	1/2	2-1/2	5/16

ROUND THUMB NUTS



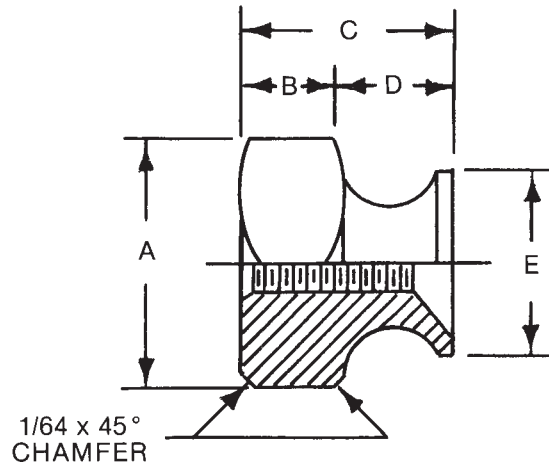
See page 9 for finish codes
For non-standard parts contact Sales Office



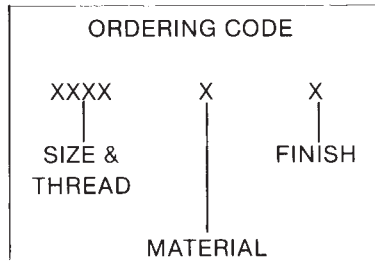
MATERIAL	CODE	RoHS
Aluminum	AL	YES
Brass	B	YES
Stainless Steel	SS	YES
Steel	S	YES

PART NO.	THREAD	A +.020 -.000	B ±.015	C REF.	D ±.010	E ±.031
7210	2-56	1/4	1/8	1/4	1/8	3/16
7211	4-40	5/16	1/8	1/4	1/8	1/4
7212	6-32	3/8	1/8	9/32	5/32	11/32
7213	8-32	7/16	1/8	9/32	5/32	3/8
7214	10-24	1/2	5/32	11/32	3/16	13/32
7215	10-32	1/2	5/32	11/32	3/16	13/32
7216	1/4-20	9/16	5/32	3/8	7/32	15/32
7217	5/16-18	5/8	3/16	13/32	7/32	17/32
7218	3/8-16	3/4	7/32	15/32	1/4	5/8

HEX THUMB NUTS



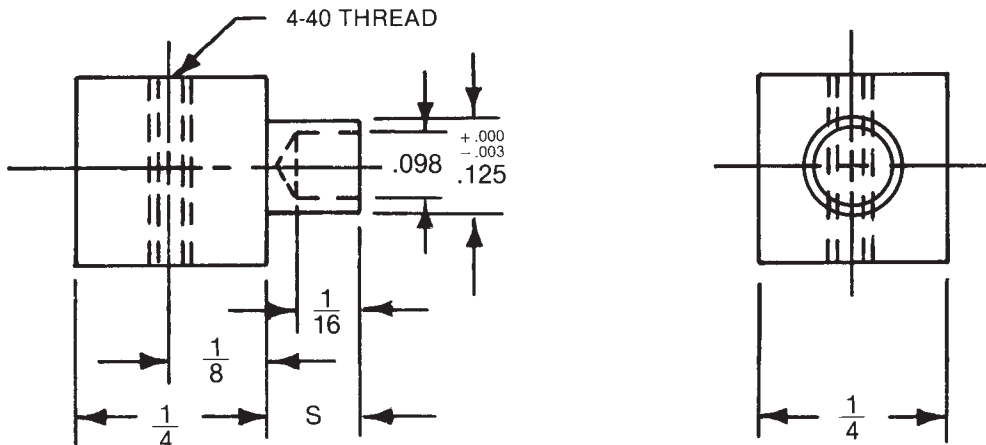
See page 9 for finish codes
For non-standard parts contact Sales Office



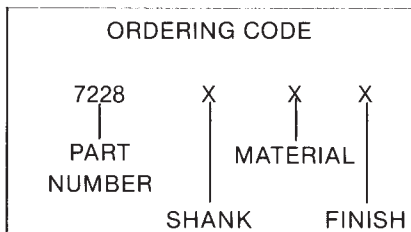
MATERIAL	CODE	RoHS
Aluminum	AL	YES
Brass	B	YES
Stainless Steel	SS	YES
Steel	S	YES

PART NO.	THREAD	A HEX.	B ±.015	C ±.010	D ±.010	E ±.031
7219	2-56	1/4	1/8	1/4	1/8	3/16
7220	4-40	5/16	1/8	1/4	1/8	1/4
7221	6-32	3/8	1/8	9/32	5/32	11/32
7222	8-32	7/16	1/8	9/32	5/32	3/8
7223	10-24	1/2	5/32	11/32	3/16	13/32
7224	10-32	1/2	5/32	11/32	3/16	13/32
7225	1/4-20	9/16	5/32	3/8	7/32	15/32
7226	5/16-18	5/8	3/16	13/32	7/32	17/32
7227	3/8-16	3/4	7/32	15/32	1/4	5/8

CHASSIS FASTENERS



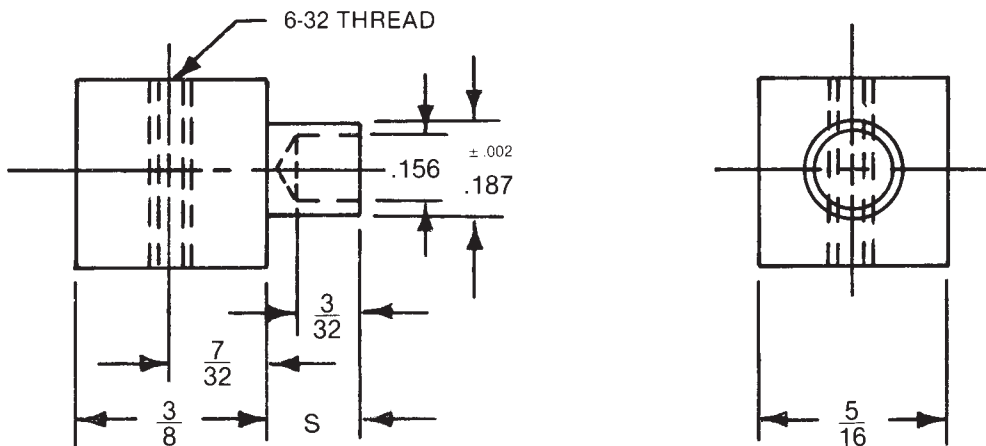
S = SHANK LENGTH
P = BOARD THICKNESS



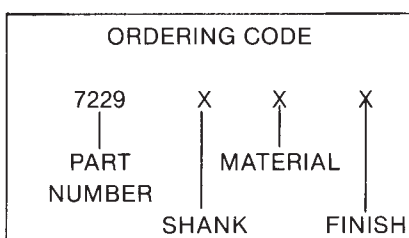
SWAGE/PANEL CODE		
± .003	S	P
.075	A	1/32
.105	B	1/16
.135	C	3/32
.165	D	1/8

MATERIAL	CODE	RoHS
Aluminum	AL	YES
Brass	B	YES

See page 9 for finish codes
For non-standard parts contact
Sales Office



S = SHANK LENGTH
P = BOARD THICKNESS

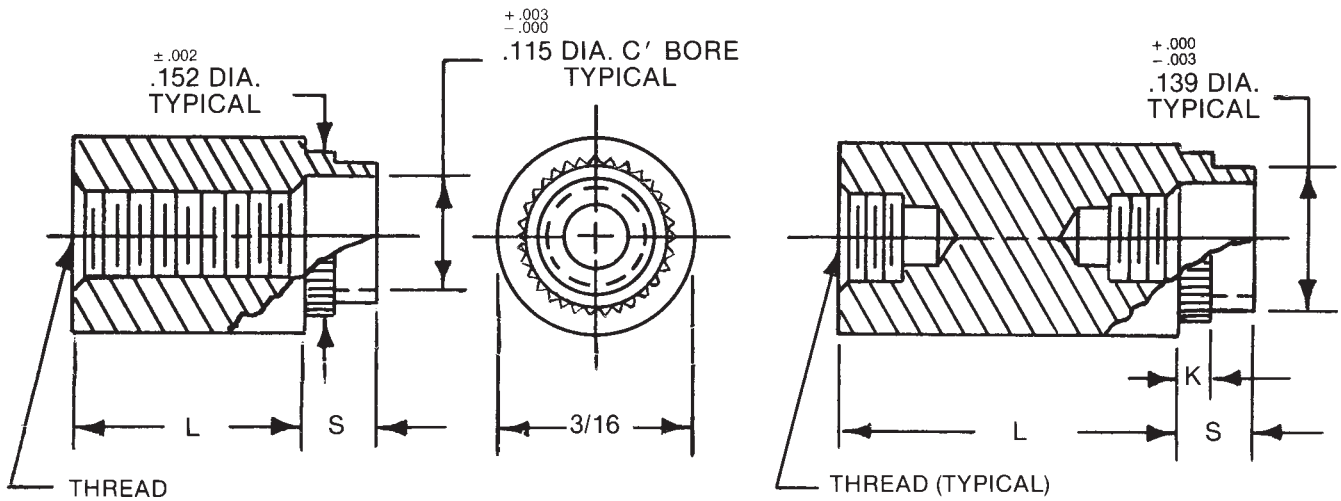


SWAGE/PANEL CODE		
± .003	S	P
.075	A	1/32
.105	B	1/16
.135	C	3/32
.165	D	1/8

MATERIAL	CODE	RoHS
Aluminum	AL	YES
Brass	B	YES

See page 9 for finish codes
For non-standard parts contact
Sales Office

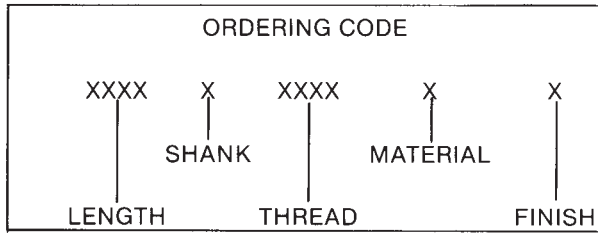
3/16 ROUND PARTIAL KNURLED SWAGE STANDOFFS



See page 10 for thread depth chart
 See page 9 for finish codes
 For non-standard parts contact Sales Office

L = STANDOFF LENGTH
 S = SHANK LENGTH
 P = BOARD THICKNESS
 K = KNURL LENGTH

See page iv for installation information



SWAGE TOOLING		
PUNCH	ANVIL	LENGTH
P-3	AR-18	1/8-3/16
	AR-19	1/4-7/16
	AR-20	1/2-11/16
	AR-21	3/4-2"

SWAGE/PANEL CODE			
± .003	S	P	K
.075	A	1/32	1/32
.105	B	1/16	1/16
.135	C	3/32	3/32
.165	D	1/8	1/8

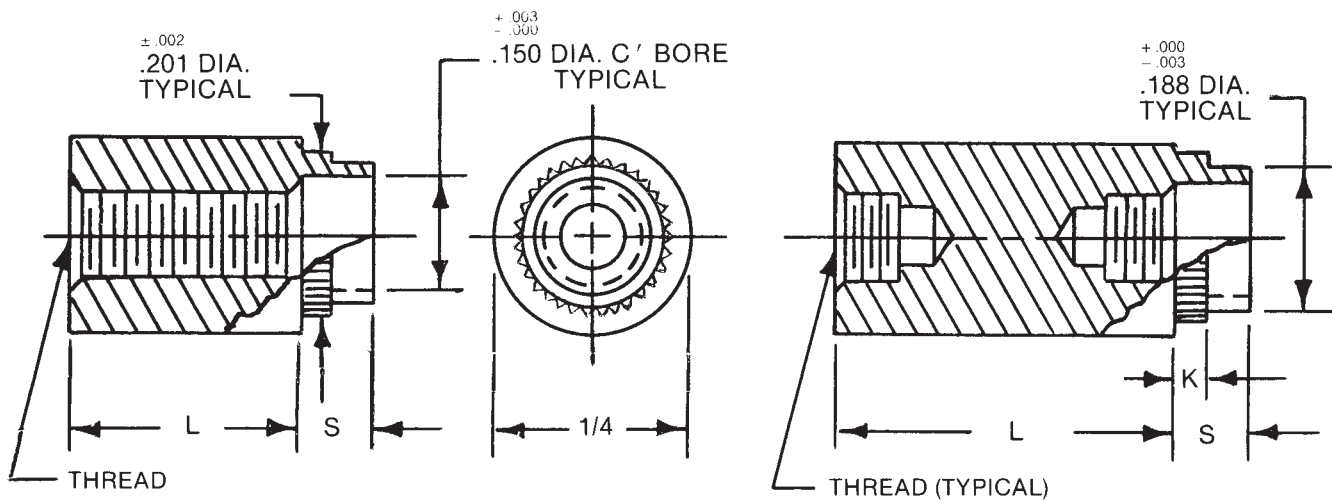
LENGTH	PART NO.
1/8	7300
3/16	7301
1/4	7302
5/16	7303
3/8	7304
7/16	7305
1/2	7306
9/16	7307
5/8	7308
11/16	7309
3/4	7310
13/16	7311
7/8	7312
15/16	7313
1"	7314

LENGTH	PART NO.
1-1/16	7315
1-1/8	7316
1-3/16	7317
1-1/4	7318
1-5/16	7319
1-3/8	7320
1-7/16	7321
1-1/2	7322
1-9/16	7323
1-5/8	7324
1-11/16	7325
1-3/4	7326
1-13/16	7327
1-7/8	7328
1-15/16	7329
2"	7330

THREAD	CODE
2-56	256
4-40	440

MATERIAL	CODE	RoHS
Aluminum	AL	YES
Brass	B	YES
Stainless Steel	SS	YES
Steel	S	YES

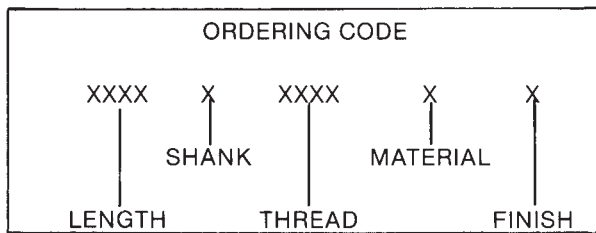
1/4 ROUND PARTIAL KNURLED SWAGE STANDOFFS



See page 10 for thread depth chart
 See page 9 for finish codes
 For non-standard parts contact Sales Office

L = STANDOFF LENGTH
 S = SHANK LENGTH
 P = BOARD THICKNESS
 K = KNURL LENGTH

See page iv for installation information



SWAGE TOOLING		
PUNCH	ANVIL	LENGTH
P-4	AR-22	1/8-3/16
	AR-23	1/4-7/16
	AR-24	1/2-11/16
	AR-25	3/4 -2"

SWAGE/PANEL CODE			
± .003	S	P	K
.075	A	1/32	1/32
.105	B	1/16	1/16
.135	C	3/32	3/32
.165	D	1/8	1/8

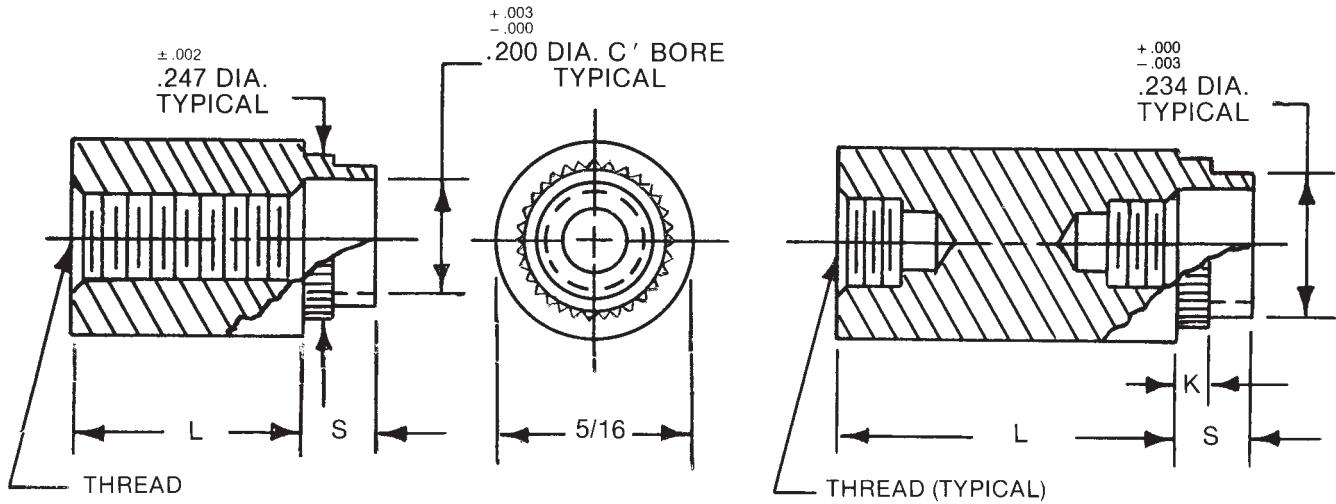
LENGTH	PART NO.
1/8	7331
3/16	7332
1/4	7333
5/16	7334
3/8	7335
7/16	7336
1/2	7337
9/16	7338
5/8	7339
11/16	7340
3/4	7341
13/16	7342
7/8	7343
15/16	7344
1"	7345

LENGTH	PART NO.
1-1/16	7346
1-1/8	7347
1-3/16	7348
1-1/4	7349
1-5/16	7350
1-3/8	7351
1-7/16	7352
1-1/2	7353
1-9/16	7354
1-5/8	7355
1-11/16	7356
1-3/4	7357
1-13/16	7358
1-7/8	7359
1-15/16	7360
2"	7361

THREAD	CODE
4-40	440
6-32	632

MATERIAL	CODE	RoHS
Aluminum	AL	YES
Brass	B	YES
Stainless Steel	SS	YES
Steel	S	YES

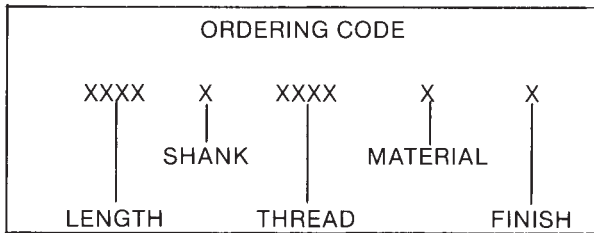
5/16 ROUND PARTIAL KNURLED SWAGE STANDOFFS



See page 10 for thread depth chart
 See page 9 for finish codes
 For non-standard parts contact Sales Office

L = STANDOFF LENGTH
 S = SHANK LENGTH
 P = BOARD THICKNESS
 K = KNURL LENGTH

See page iv for installation information



SWAGE TOOLING		
PUNCH	ANVIL	LENGTH
P-5	AR-26	1/8-3/16
	AR-27	1/4-7/16
	AR-28	1/2-11/16
	AR-29	3/4-2"

SWAGE/PANEL CODE			
±.003	S	P	K
.075	A	1/32	1/32
.105	B	1/16	1/16
.135	C	3/32	3/32
.165	D	1/8	1/8

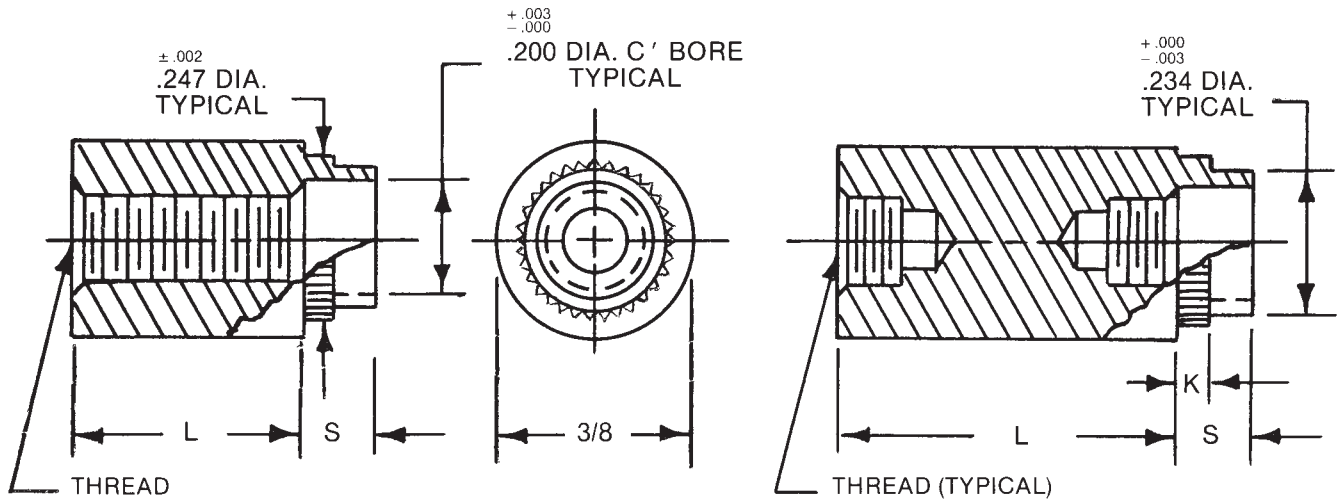
LENGTH	PART NO.
1/8	7362
3/16	7363
1/4	7364
5/16	7365
3/8	7366
7/16	7367
1/2	7368
9/16	7369
5/8	7370
11/16	7371
3/4	7372
13/16	7373
7/8	7374
15/16	7375
1"	7376

LENGTH	PART NO.
1-1/16	7377
1-1/8	7378
1-3/16	7379
1-1/4	7380
1-5/16	7381
1-3/8	7382
1-7/16	7383
1-1/2	7384
1-9/16	7385
1-5/8	7386
1-11/16	7387
1-3/4	7388
1-13/16	7389
1-7/8	7390
1-15/16	7391
2"	7392

THREAD	CODE
6-32	632
8-32	832
10-32	1032

MATERIAL	CODE	RoHS
Aluminum	AL	YES
Brass	B	YES
Stainless Steel	SS	YES
Steel	S	YES

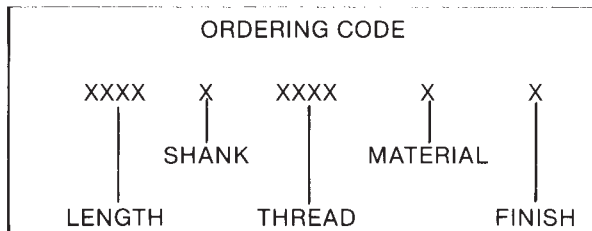
3/8 ROUND PARTIAL KNURLED SWAGE STANDOFFS



See page 10 for thread depth chart
 See page 9 for finish codes
 For non-standard parts contact Sales Office

L = STANDOFF LENGTH
 S = SHANK LENGTH
 P = BOARD THICKNESS
 K = KNURL LENGTH

See page iv for installation information



SWAGE TOOLING		
PUNCH	ANVIL	LENGTH
P-5	AR-30	1/8-3/16
	AR-31	1/4-7/16
	AR-32	1/2-11/16
	AR-33	3/4 - 2"

LENGTH	PART NO.
1/8	7393
3/16	7394
1/4	7395
5/16	7396
3/8	7397
7/16	7398
1/2	7399
9/16	7400
5/8	7401
11/16	7402
3/4	7403
13/16	7404
7/8	7405
15/16	7406
1"	7407

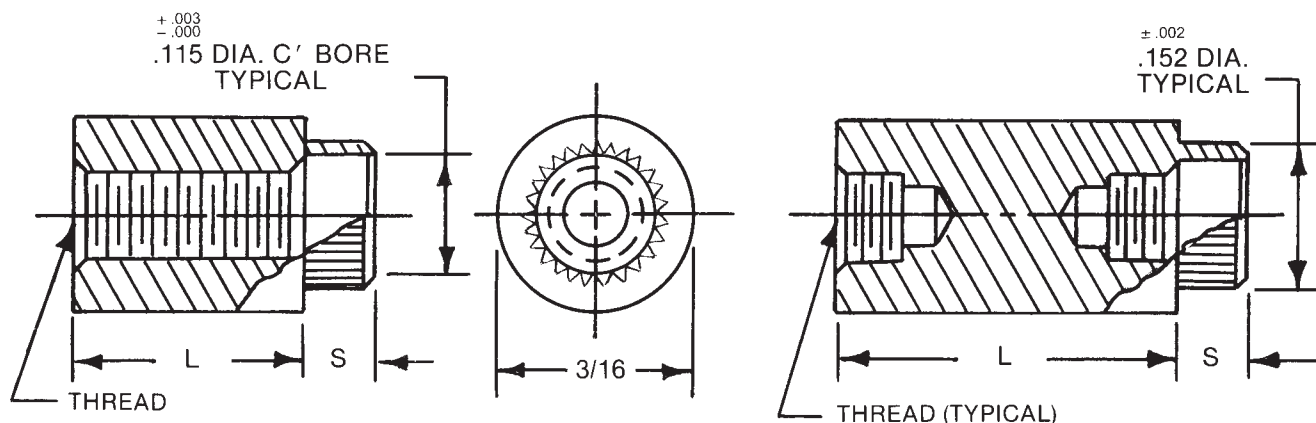
LENGTH	PART NO.
1-1/16	7408
1-1/8	7409
1-3/16	7410
1-1/4	7411
1-5/16	7412
1-3/8	7413
1-7/16	7414
1-1/2	7415
1-9/16	7416
1-5/8	7417
1-11/16	7418
1-3/4	7419
1-13/16	7420
1-7/8	7421
1-15/16	7422
2"	7423

SWAGE/PANEL CODE			
± .003	S	P	K
.075	A	1/32	1/32
.105	B	1/16	1/16
.135	C	3/32	3/32
.165	D	1/8	1/8

THREAD	CODE
6-32	632
8-32	832
10-32	1032

MATERIAL	CODE	RoHS
Aluminum	AL	YES
Brass	B	YES
Stainless Steel	SS	YES
Steel	S	YES

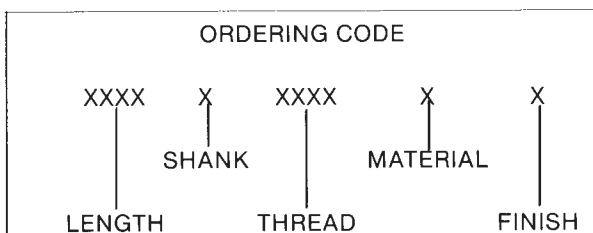
3/16 ROUND FULL KNURLED SWAGE STANDOFFS



See page 10 for thread depth chart
 See page 9 for finish codes
 For non-standard parts contact Sales Office

L = STANDOFF LENGTH
 S = SHANK LENGTH
 P = BOARD THICKNESS

See page iv for installation information



LENGTH	PART NO.
1/8	7424
3/16	7425
1/4	7426
5/16	7427
3/8	7428
7/16	7429
1/2	7430
9/16	7431
5/8	7432
11/16	7433
3/4	7434
13/16	7435
7/8	7436
15/16	7437
1"	7438

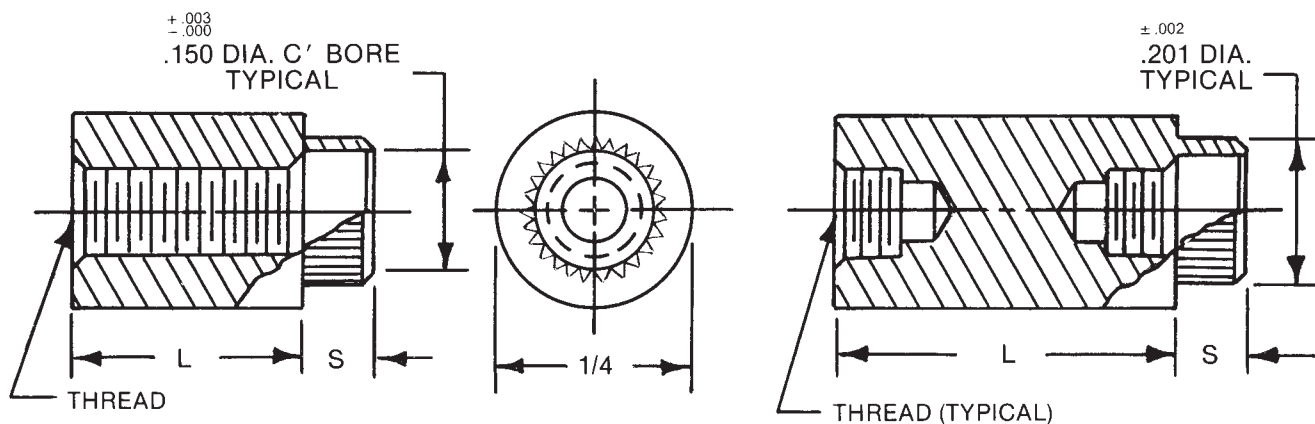
LENGTH	PART NO.
1-1/16	7439
1-1/8	7440
1-3/16	7441
1-1/4	7442
1-5/16	7443
1-3/8	7444
1-7/16	7445
1-1/2	7446
1-9/16	7447
1-5/8	7448
1-11/16	7449
1-3/4	7450
1-13/16	7451
1-7/8	7452
1-15/16	7453
2"	7454

SWAGE/PANEL CODE		
±.003	S	P
.075	A	1/32
.105	B	1/16
.135	C	3/32
.165	D	1/8

THREAD	CODE
2-56	256
4-40	440

MATERIAL	CODE	RoHS
Aluminum	AL	YES
Brass	B	YES
Stainless Steel	SS	YES
Steel	S	YES

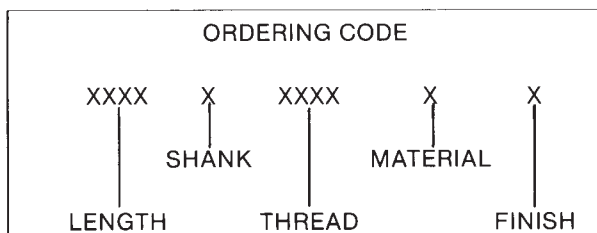
1/4 ROUND FULL KNURLED SWAGE STANDOFFS



See page 10 for thread depth chart
 See page 9 for finish codes
 For non-standard parts contact Sales Office

L = STANDOFF LENGTH
 S = SHANK LENGTH
 P = BOARD THICKNESS

See page iv for installation information



SWAGE/PANEL CODE		
± .003	S	P
.075	A	1/32
.105	B	1/16
.135	C	3/32
.165	D	1/8

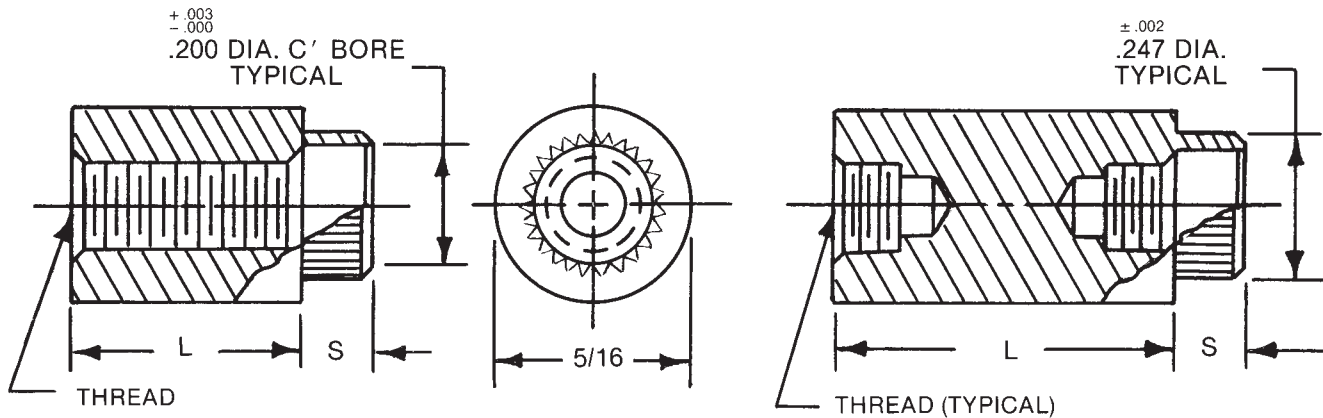
LENGTH	PART NO.
1/8	7455
3/16	7456
1/4	7457
5/16	7458
3/8	7459
7/16	7460
1/2	7461
9/16	7462
5/8	7463
11/16	7464
3/4	7465
13/16	7466
7/8	7467
15/16	7468
1"	7469

LENGTH	PART NO.
1-1/16	7470
1-1/8	7471
1-3/16	7472
1-1/4	7473
1-5/16	7474
1-3/8	7475
1-7/16	7476
1-1/2	7477
1-9/16	7478
1-5/8	7479
1-11/16	7480
1-3/4	7481
1-13/16	7482
1-7/8	7483
1-15/16	7484
2"	7485

THREAD	CODE
4-40	440
6-32	632

MATERIAL	CODE	RoHS
Aluminum	AL	YES
Brass	B	YES
Stainless Steel	SS	YES
Steel	S	YES

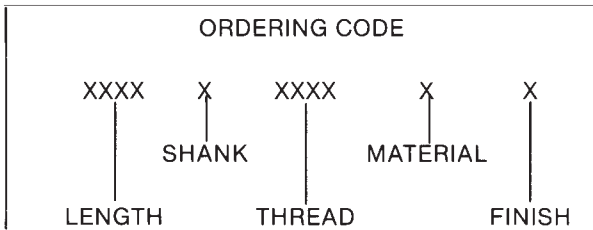
5/16 ROUND FULL KNURLED SWAGE STANDOFFS



See page 10 for thread depth chart
 See page 9 for finish codes
 For non-standard parts contact Sales Office

L = STANDOFF LENGTH
 S = SHANK LENGTH
 P = BOARD THICKNESS

See page iv for installation information



SWAGE/PANEL CODE		
± .003	S	P
.075	A	1/32
.105	B	1/16
.135	C	3/32
.165	D	1/8

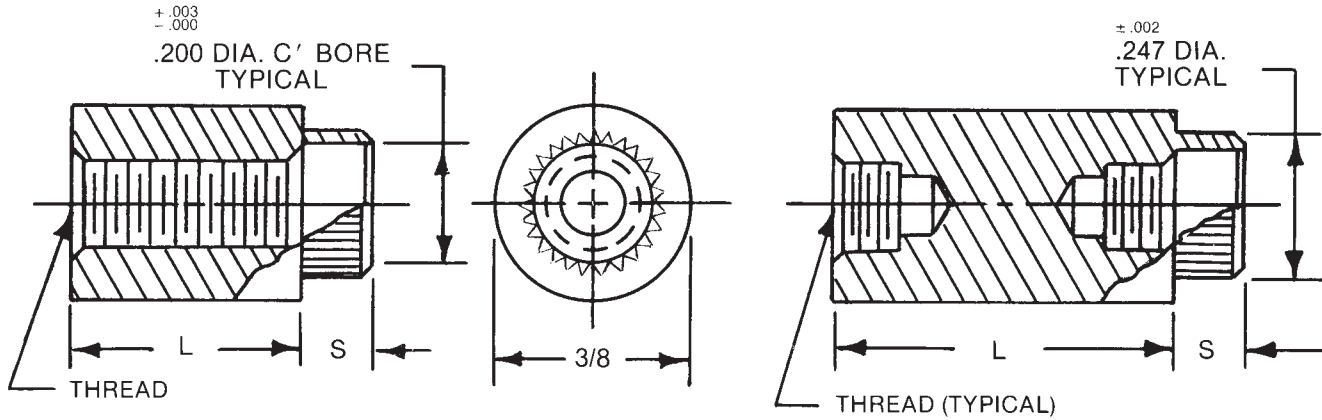
LENGTH	PART NO.
1/8	7486
3/16	7487
1/4	7488
5/16	7489
3/8	7490
7/16	7491
1/2	7492
9/16	7493
5/8	7494
11/16	7495
3/4	7496
13/16	7497
7/8	7498
15/16	7499
1"	7500

LENGTH	PART NO.
1-1/16	7501
1-1/8	7502
1-3/16	7503
1-1/4	7504
1-5/16	7505
1-3/8	7506
1-7/16	7507
1-1/2	7508
1-9/16	7509
1-5/8	7510
1-11/16	7511
1-3/4	7512
1-13/16	7513
1-7/8	7514
1-15/16	7515
2"	7516

THREAD	CODE
6-32	632
8-32	832
10-32	1032

MATERIAL	CODE	RoHS
Aluminum	AL	YES
Brass	B	YES
Stainless Steel	SS	YES
Steel	S	YES

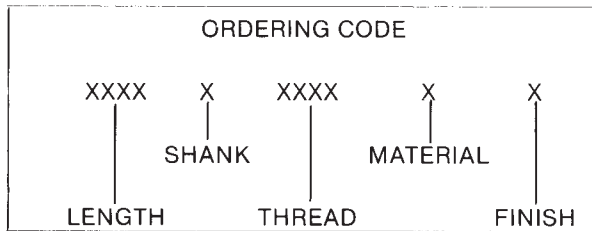
3/8 ROUND FULL KNURLED SWAGE STANDOFFS



See page 10 for thread depth chart
 See page 9 for finish codes
 For non-standard parts contact Sales Office

L = STANDOFF LENGTH
 S = SHANK LENGTH
 P = BOARD THICKNESS

See page iv for installation information



LENGTH	PART NO.
1/8	7517
3/16	7518
1/4	7519
5/16	7520
3/8	7521
7/16	7522
1/2	7523
9/16	7524
5/8	7525
11/16	7526
3/4	7527
13/16	7528
7/8	7529
15/16	7530
1"	7531

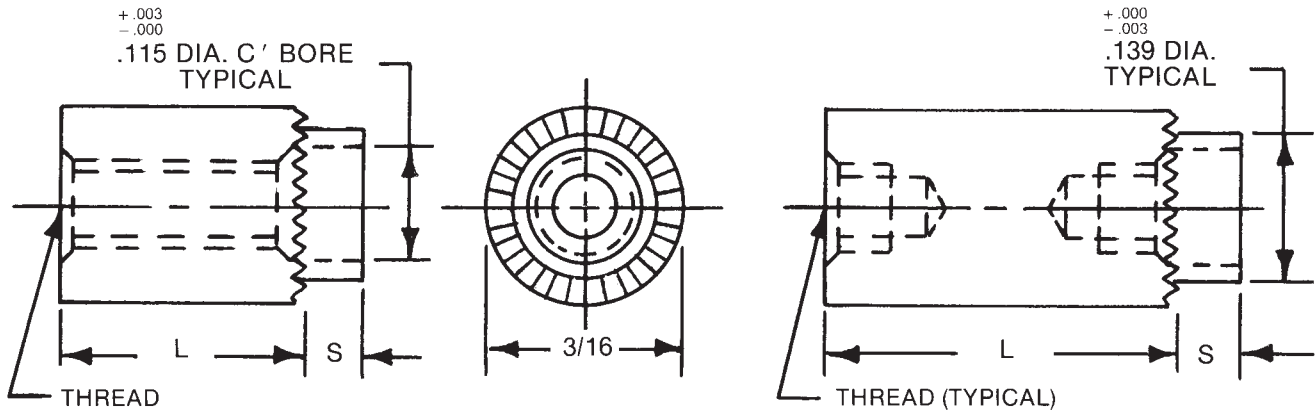
LENGTH	PART NO.
1-1/16	7532
1-1/8	7533
1-3/16	7534
1-1/4	7535
1-5/16	7536
1-3/8	7537
1-7/16	7538
1-1/2	7539
1-9/16	7540
1-5/8	7541
1-11/16	7542
1-3/4	7543
1-13/16	7544
1-7/8	7545
1-15/16	7546
2"	7547

SWAGE/PANEL CODE		
±.003	S	P
.075	A	1/32
.105	B	1/16
.135	C	3/32
.165	D	1/8

THREAD	CODE
6-32	632
8-32	832
10-32	1032

MATERIAL	CODE	RoHS
Aluminum	AL	YES
Brass	B	YES
Stainless Steel	SS	YES
Steel	S	YES

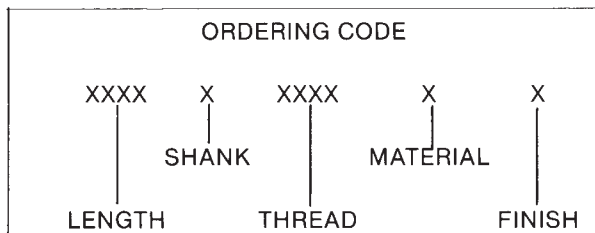
3/16 ROUND KNURLED FRONT FACE SWAGE STANDOFFS



See page 10 for thread depth chart
 See page 9 for finish codes
 For non-standard parts contact Sales Office

L = STANDOFF LENGTH
 S = SHANK LENGTH
 P = BOARD THICKNESS

See page iv for installation information



SWAGE TOOLING		
PUNCH	ANVIL	LENGTH
P-3	AR-18	1/8-3/16
	AR-19	1/4-7/16
	AR-20	1/2-11/16
	AR-21	3/4-2"

SWAGE/PANEL CODE		
± .003	S	P
.075	A	1/32
.105	B	1/16
.135	C	3/32
.165	D	1/8

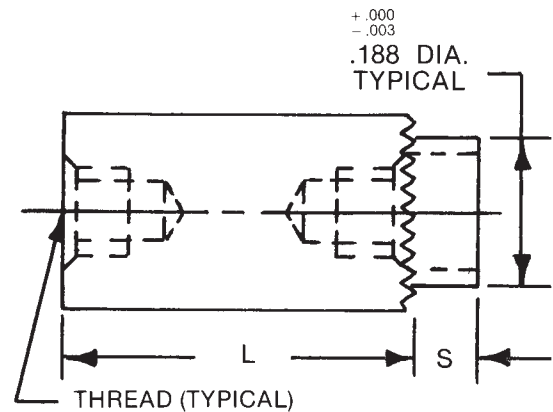
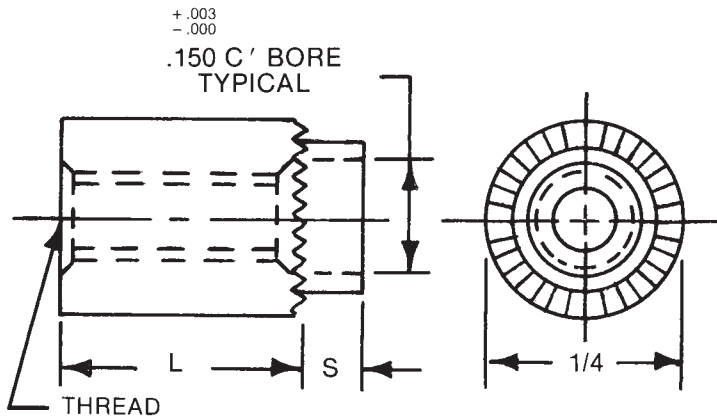
LENGTH	PART NO.
1/8	7548
3/16	7549
1/4	7550
5/16	7551
3/8	7552
7/16	7553
1/2	7554
9/16	7555
5/8	7556
11/16	7557
3/4	7558
13/16	7559
7/8	7560
15/16	7561
1"	7562

LENGTH	PART NO.
1-1/16	7563
1-1/8	7564
1-3/16	7565
1-1/4	7566
1-5/16	7567
1-3/8	7568
1-7/16	7569
1-1/2	7570
1-9/16	7571
1-5/8	7572
1-11/16	7573
1-3/4	7574
1-13/16	7575
1-7/8	7576
1-15/16	7577
2"	7578

THREAD	CODE
2-56	256
4-40	440

MATERIAL	CODE	RoHS
Aluminum	AL	YES
Brass	B	YES
Stainless Steel	SS	YES
Steel	S	YES

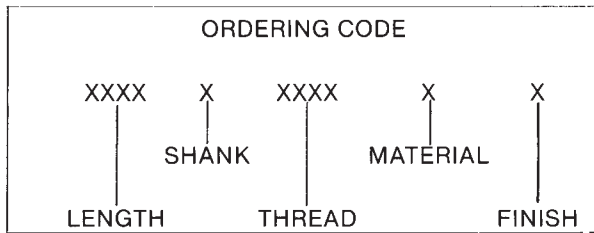
1/4 ROUND KNURLED FRONT FACE SWAGE STANDOFFS



See page 10 for thread depth chart
 See page 9 for finish codes
 For non-standard parts contact Sales Office

L = STANDOFF LENGTH
 S = SHANK LENGTH
 P = BOARD THICKNESS

See page iv for installation information



SWAGE TOOLING		
PUNCH	ANVIL	LENGTH
P-4	AR-22	1/8-3/16
	AR-23	1/4-7/16
	AR-24	1/2-11/16
	AR-25	3/4

SWAGE/PANEL CODE		
± .003	S	P
.075	A	1/32
.105	B	1/16
.135	C	3/32
.165	D	1/8

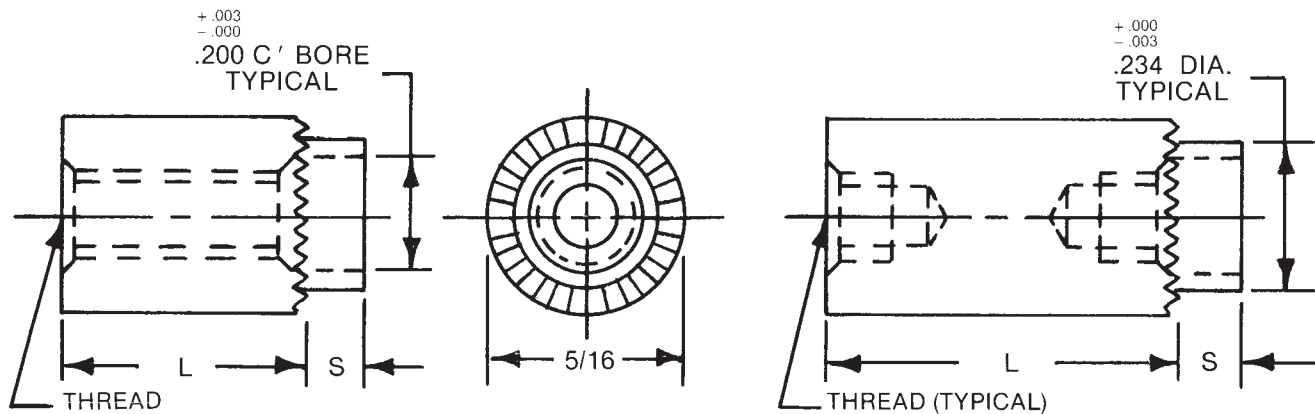
LENGTH	PART NO.
1/8	7579
3/16	7580
1/4	7581
5/16	7582
3/8	7583
7/16	7584
1/2	7585
9/16	7586
5/8	7587
11/16	7588
3/4	7589
13/16	7590
7/8	7591
15/16	7592
1"	7593

LENGTH	PART NO.
1-1/16	7594
1-1/8	7595
1-3/16	7596
1-1/4	7597
1-5/16	7598
1-3/8	7599
1-7/16	7600
1-1/2	7601
1-9/16	7602
1-5/8	7603
1-11/16	7604
1-3/4	7605
1-13/16	7606
1-7/8	7607
1-15/16	7608
2"	7609

THREAD	CODE
4-40	440
6-32	632

MATERIAL	CODE	RoHS
Aluminum	AL	YES
Brass	B	YES
Stainless Steel	SS	YES
Steel	S	YES

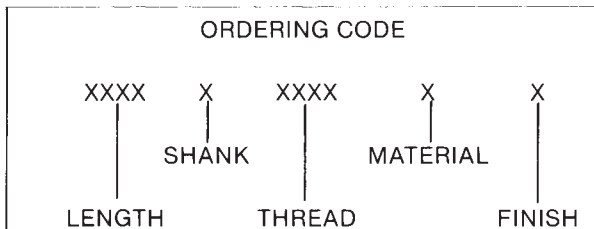
5/16 ROUND KNURLED FRONT FACE SWAGE STANDOFFS



See page 10 for thread depth chart
 See page 9 for finish codes
 For non-standard parts contact Sales Office

L = STANDOFF LENGTH
 S = SHANK LENGTH
 P = BOARD THICKNESS

See page iv for installation information



SWAGE TOOLING		
PUNCH	ANVIL	LENGTH
P-5	AR-26	1/8-3/16
	AR-27	1/4-7/16
	AR-28	1/2-11/16
	AR-29	3/4 -2"

SWAGE/PANEL CODE		
± .003	S	P
.075	A	1/32
.105	B	1/16
.135	C	3/32
.165	D	1/8

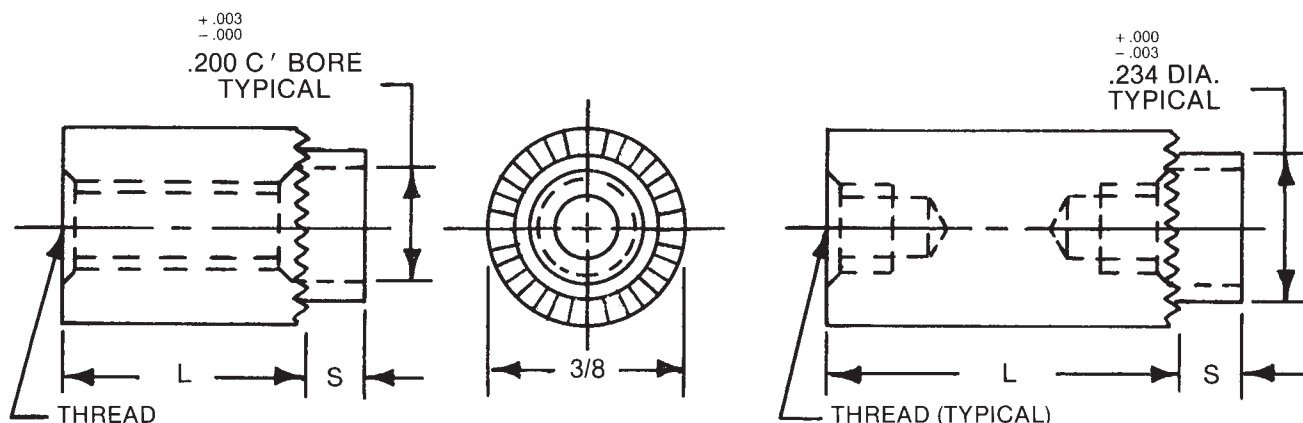
LENGTH	PART NO.
1/8	7610
3/16	7611
1/4	7612
5/16	7613
3/8	7614
7/16	7615
1/2	7616
9/16	7617
5/8	7618
11/16	7619
3/4	7620
13/16	7621
7/8	7622
15/16	7623
1"	7624

LENGTH	PART NO.
1-1/16	7625
1-1/8	7626
1-3/16	7627
1-1/4	7628
1-5/16	7629
1-3/8	7630
1-7/16	7631
1-1/2	7632
1-9/16	7633
1-5/8	7634
1-11/16	7635
1-3/4	7636
1-13/16	7637
1-7/8	7638
1-15/16	7639
2"	7640

THREAD	CODE
6-32	632
8-32	832
10-32	1032

MATERIAL	CODE	RoHS
Aluminum	AL	YES
Brass	B	YES
Stainless Steel	SS	YES
Steel	S	YES

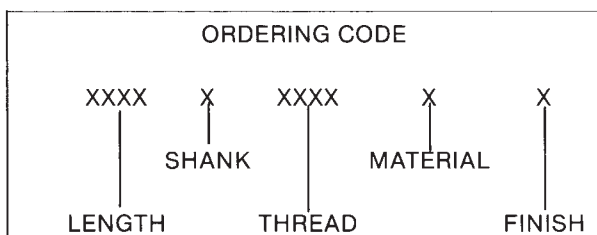
3/8 ROUND KNURLED FRONT FACE SWAGE STANDOFFS



See page 10 for thread depth chart
 See page 9 for finish codes
 For non-standard parts contact Sales Office

L = STANDOFF LENGTH
 S = SHANK LENGTH
 P = BOARD THICKNESS

See page iv for installation information



SWAGE TOOLING		
PUNCH	ANVIL	LENGTH
P-5	AR-30	1/8-3/16
	AR-31	1/4-7/16
	AR-32	1/2-11/16
	AR-33	3/4 - 2"

SWAGE/PANEL CODE		
± .003	S	P
.075	A	1/32
.105	B	1/16
.135	C	3/32
.165	D	1/8

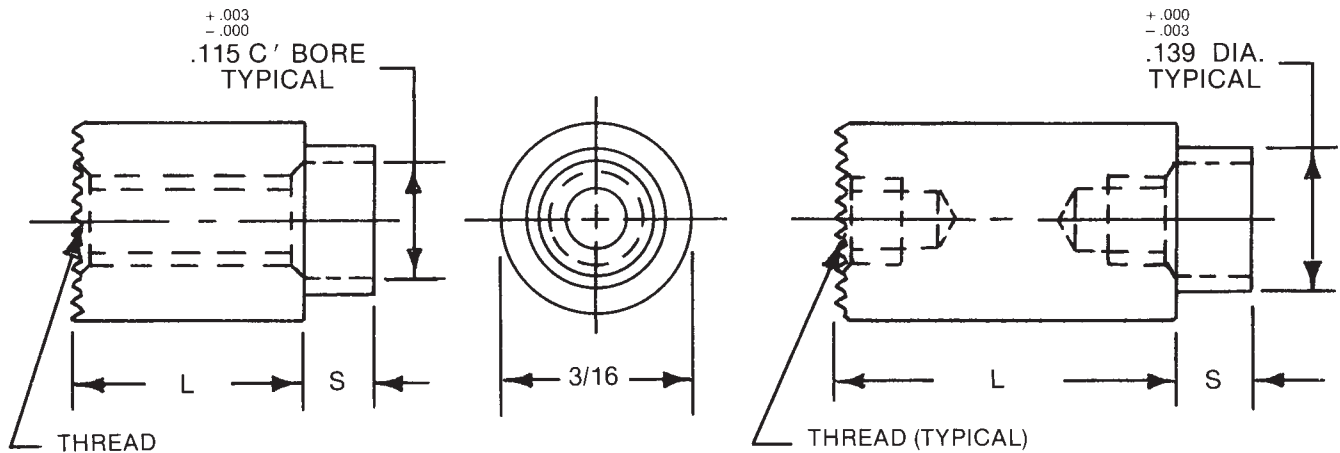
LENGTH	PART NO.
1/8	7641
3/16	7642
1/4	7643
5/16	7644
3/8	7645
7/16	7646
1/2	7647
9/16	7648
5/8	7649
11/16	7650
3/4	7651
13/16	7652
7/8	7653
15/16	7654
1"	7655

LENGTH	PART NO.
1-1/16	7656
1-1/8	7657
1-3/16	7658
1-1/4	7659
1-5/16	7660
1-3/8	7661
1-7/16	7662
1-1/2	7663
1-9/16	7664
1-5/8	7665
1-11/16	7666
1-3/4	7667
1-13/16	7668
1-7/8	7669
1-15/16	7670
2"	7671

THREAD	CODE
6-32	632
8-32	832
10-32	1032

MATERIAL	CODE	RoHS
Aluminum	AL	YES
Brass	B	YES
Stainless Steel	SS	YES
Steel	S	YES

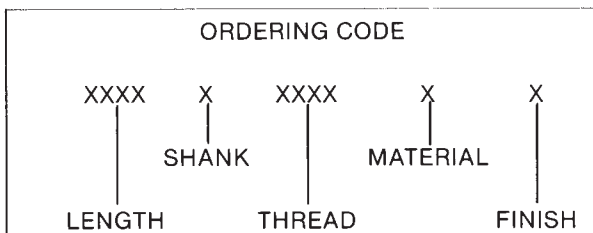
3/16 ROUND KNURLED BACK FACE SWAGE STANDOFFS



See page 10 for thread depth chart
 See page 9 for finish codes
 For non-standard parts contact Sales Office

L = STANDOFF LENGTH
 S = SHANK LENGTH
 P = BOARD THICKNESS

See page iv for installation information



SWAGE TOOLING		
PUNCH	ANVIL	LENGTH
P-3	AR-18	1/8-3/16
	AR-19	1/4-7/16
	AR-20	1/2-11/16
	AR-21	3/4-2"

SWAGE/PANEL CODE		
± .003	S	P
.075	A	1/32
.105	B	1/16
.135	C	3/32
.165	D	1/8

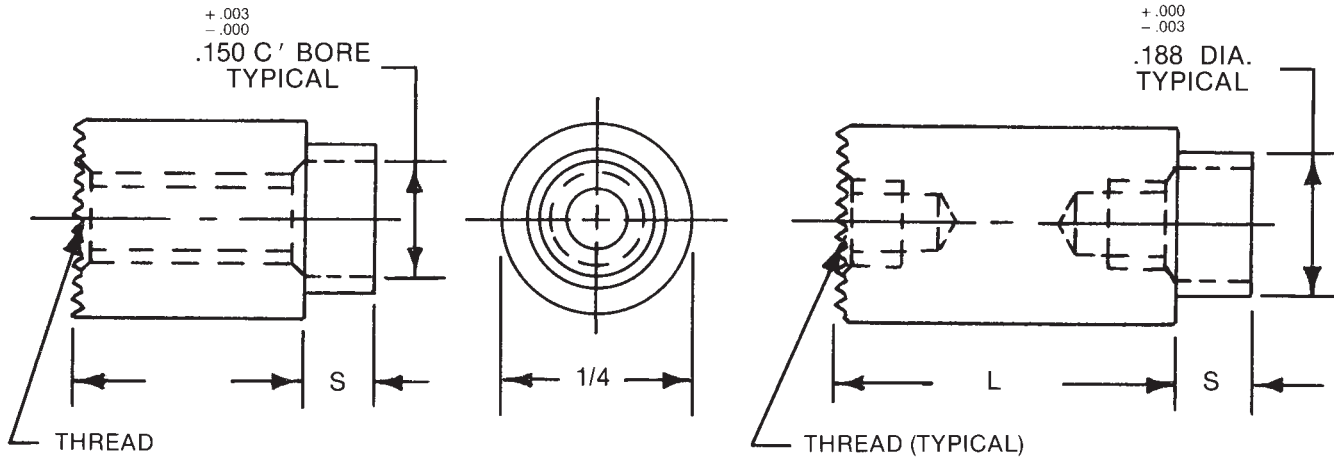
LENGTH	PART NO.
1/8	7672
3/16	7673
1/4	7674
5/16	7675
3/8	7676
7/16	7677
1/2	7678
9/16	7679
5/8	7680
11/16	7681
3/4	7682
13/16	7683
7/8	7684
15/16	7685
1"	7686

LENGTH	PART NO.
1-1/16	7687
1-1/8	7688
1-3/16	7689
1-1/4	7690
1-5/16	7691
1-3/8	7692
1-7/16	7693
1-1/2	7694
1-9/16	7695
1-5/8	7696
1-11/16	7697
1-3/4	7698
1-13/16	7699
1-7/8	7700
1-15/16	7701
2"	7702

THREAD	CODE
2-56	256
4-40	440

MATERIAL	CODE	RoHS
Aluminum	AL	YES
Brass	B	YES
Stainless Steel	SS	YES
Steel	S	YES

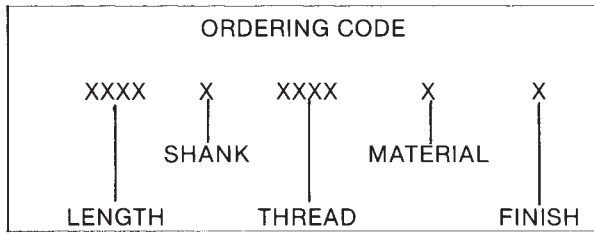
1/4 ROUND KNURLED BACK FACE SWAGE STANDOFFS



See page 10 for thread depth chart
 See page 9 for finish codes
 For non-standard parts contact Sales Office

L = STANDOFF LENGTH
 S = SHANK LENGTH
 P = BOARD THICKNESS

See page iv for installation information



SWAGE TOOLING		
PUNCH	ANVIL	LENGTH
P-4	AR-22	1/8-3/16
	AR-23	1/4-7/16
	AR-24	1/2-11/16
	AR-25	3/4 - 2"

SWAGE/PANEL CODE		
± .003	S	P
.075	A	1/32
.105	B	1/16
.135	C	3/32
.165	D	1/8

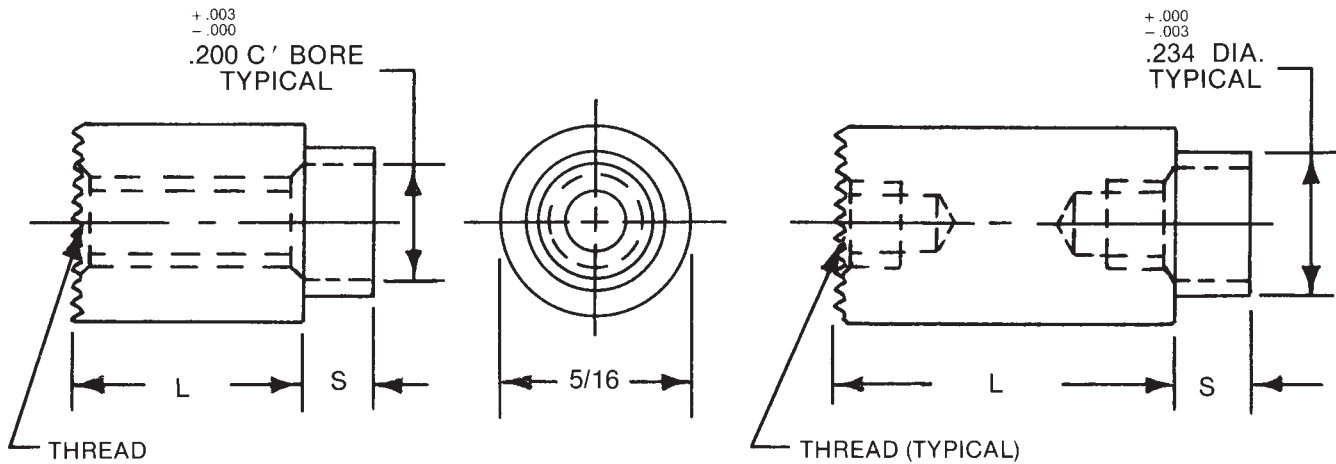
LENGTH	PART NO.
1/8	7703
3/16	7704
1/4	7705
5/16	7706
3/8	7707
7/16	7708
1/2	7709
9/16	7710
5/8	7711
11/16	7712
3/4	7713
13/16	7714
7/8	7715
15/16	7716
1"	7717

LENGTH	PART NO.
1-1/16	7718
1-1/8	7719
1-3/16	7720
1-1/4	7721
1-5/16	7722
1-3/8	7723
1-7/16	7724
1-1/2	7725
1-9/16	7726
1-5/8	7727
1-11/16	7728
1-3/4	7729
1-13/16	7730
1-7/8	7731
1-15/16	7732
2"	7733

THREAD	CODE
4-40	440
6-32	632

MATERIAL	CODE	RoHS
Aluminum	AL	YES
Brass	B	YES
Stainless Steel	SS	YES
Steel	S	YES

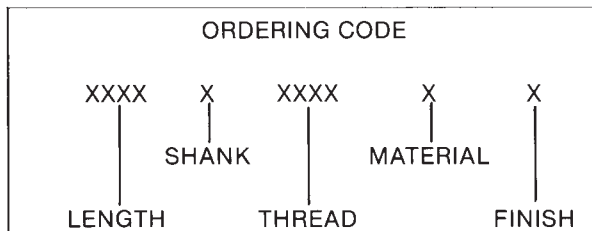
5/16 ROUND KNURLED BACK FACE SWAGE STANDOFFS



See page 10 for thread depth chart
 See page 9 for finish codes
 For non-standard parts contact Sales Office

L = STANDOFF LENGTH
 S = SHANK LENGTH
 P = BOARD THICKNESS

See page iv for installation information



SWAGE TOOLING		
PUNCH	ANVIL	LENGTH
P-5	AR-26	1/8-3/16
	AR-27	1/4-7/16
	AR-28	1/2-11/16
	AR-29	3/4-2"

SWAGE/PANEL CODE		
± .003	S	P
.075	A	1/32
.105	B	1/16
.135	C	3/32
.165	D	1/8

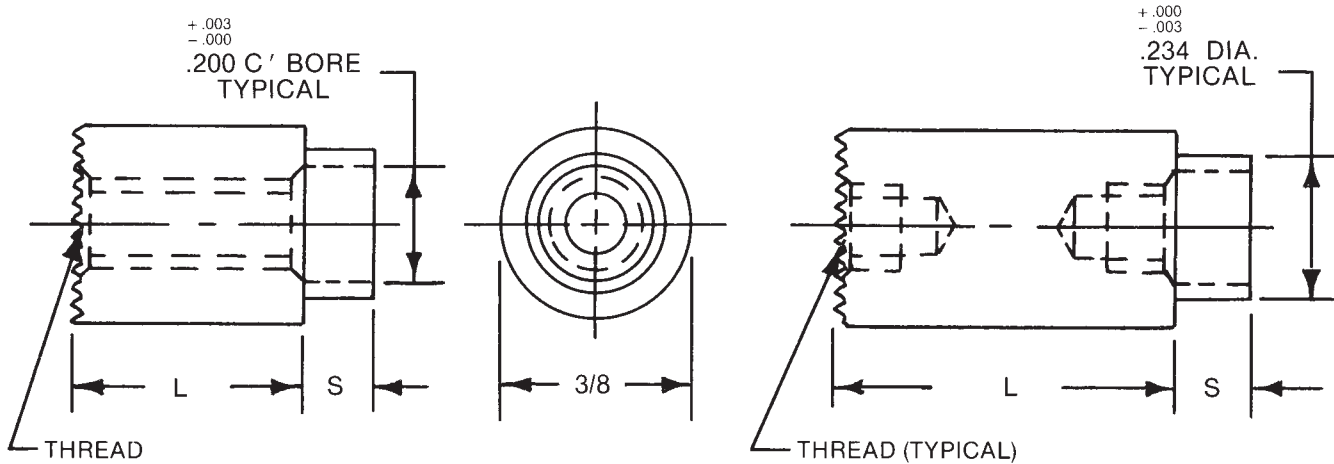
LENGTH	PART NO.
1/8	7734
3/16	7735
1/4	7736
5/16	7737
3/8	7738
7/16	7739
1/2	7740
9/16	7741
5/8	7742
11/16	7743
3/4	7744
13/16	7745
7/8	7746
15/16	7747
1"	7748

LENGTH	PART NO.
1-1/16	7749
1-1/8	7750
1-3/16	7751
1-1/4	7752
1-5/16	7753
1-3/8	7754
1-7/16	7755
1-1/2	7756
1-9/16	7757
1-5/8	7758
1-11/16	7759
1-3/4	7760
1-13/16	7761
1-7/8	7762
1-15/16	7763
2"	7764

THREAD	CODE
6-32	632
8-32	832
10-32	1032

MATERIAL	CODE	RoHS
Aluminum	AL	YES
Brass	B	YES
Stainless Steel	SS	YES
Steel	S	YES

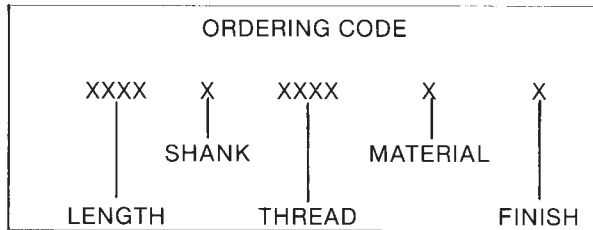
3/8 ROUND KNURLED BACK FACE SWAGE STANDOFFS



See page 10 for thread depth chart
 See page 9 for finish codes
 For non-standard parts contact Sales Office

L = STANDOFF LENGTH
 S = SHANK LENGTH
 P = BOARD THICKNESS

See page iv for installation information



SWAGE TOOLING		
PUNCH	ANVIL	LENGTH
P-5	AR-30	1/8-3/16
	AR-31	1/4-7/16
	AR-32	1/2-11/16
	AR-33	3/4 -2"

SWAGE/PANEL CODE		
±.003	S	P
.075	A	1/32
.105	B	1/16
.135	C	3/32
.165	D	1/8

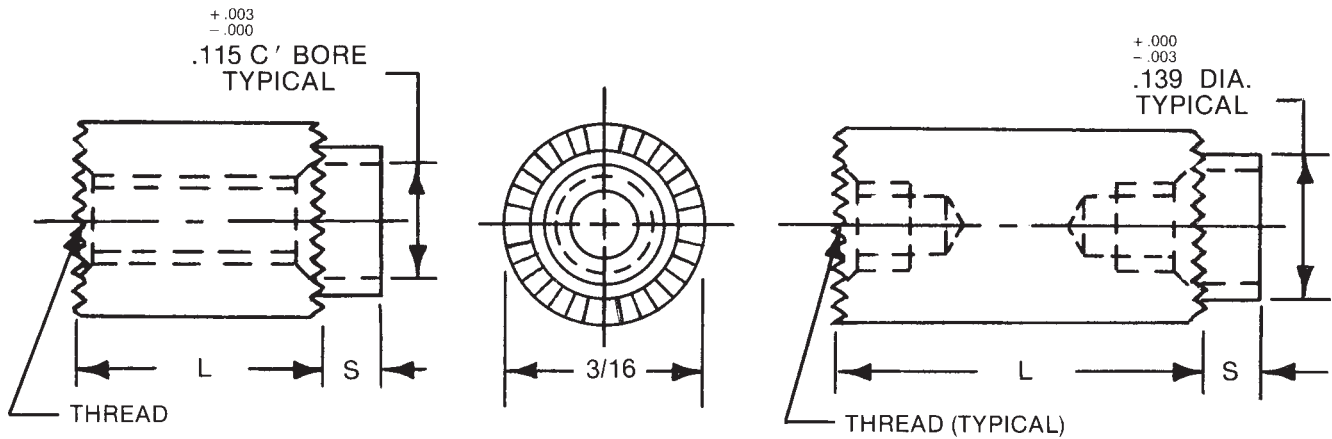
LENGTH	PART NO.
1/8	7765
3/16	7766
1/4	7767
5/16	7768
3/8	7769
7/16	7770
1/2	7771
9/16	7772
5/8	7773
11/16	7774
3/4	7775
13/16	7776
7/8	7777
15/16	7778
1"	7779

LENGTH	PART NO.
1-1/16	7780
1-1/8	7781
1-3/16	7782
1-1/4	7783
1-5/16	7784
1-3/8	7785
1-7/16	7786
1-1/2	7787
1-9/16	7788
1-5/8	7789
1-11/16	7790
1-3/4	7791
1-13/16	7792
1-7/8	7793
1-15/16	7794
2"	7795

THREAD	CODE
6-32	632
8-32	832
10-32	1032

MATERIAL	CODE	RoHS
Aluminum	AL	YES
Brass	B	YES
Stainless Steel	SS	YES
Steel	S	YES

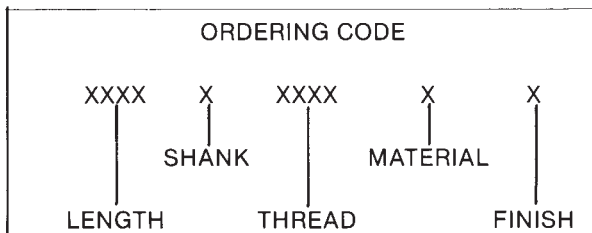
3/16 ROUND KNURLED DOUBLE FACE SWAGE STANDOFFS



See page 10 for thread depth chart
 See page 9 for finish codes
 For non-standard parts contact Sales Office

L = STANDOFF LENGTH
 S = SHANK LENGTH
 P = BOARD THICKNESS

See page iv for installation information



SWAGE TOOLING		
PUNCH	ANVIL	LENGTH
P-3	AR-18	1/8-3/16
	AR-19	1/4-7/16
	AR-20	1/2-11/16
	AR-21	3/4-2"

SWAGE/PANEL CODE		
± .003	S	P
.075	A	1/32
.105	B	1/16
.135	C	3/32
.165	D	1/8

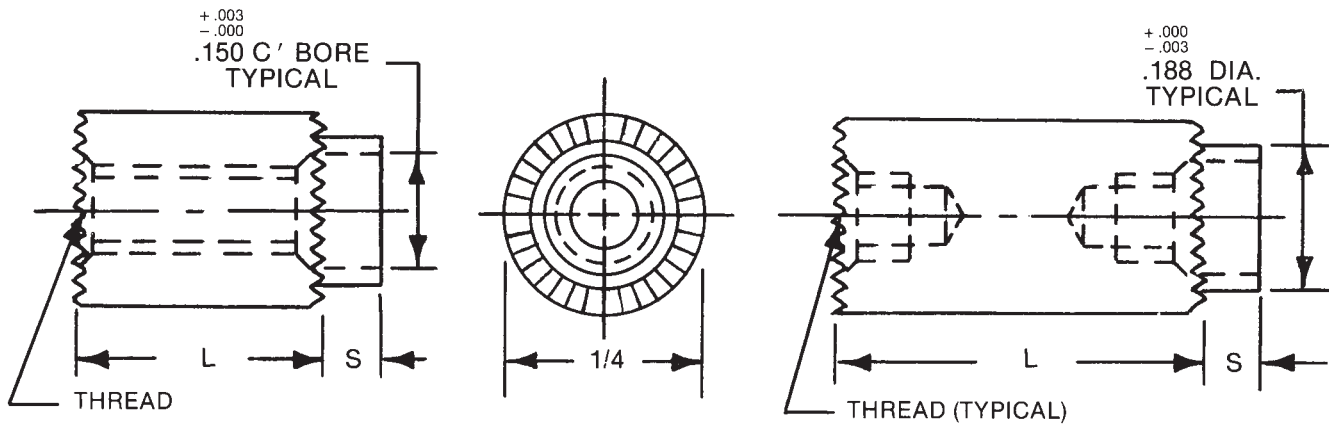
LENGTH	PART NO.
1/8	7796
3/16	7797
1/4	7798
5/16	7799
3/8	7800
7/16	7801
1/2	7802
9/16	7803
5/8	7804
11/16	7805
3/4	7806
13/16	7807
7/8	7808
15/16	7809
1"	7810

LENGTH	PART NO.
1-1/16	7811
1-1/8	7812
1-3/16	7813
1-1/4	7814
1-5/16	7815
1-3/8	7816
1-7/16	7817
1-1/2	7818
1-9/16	7819
1-5/8	7820
1-11/16	7821
1-3/4	7822
1-13/16	7823
1-7/8	7824
1-15/16	7825
2"	7826

THREAD	CODE
2-56	256
4-40	440

MATERIAL	CODE	RoHS
Aluminum	AL	YES
Brass	B	YES
Stainless Steel	SS	YES
Steel	S	YES

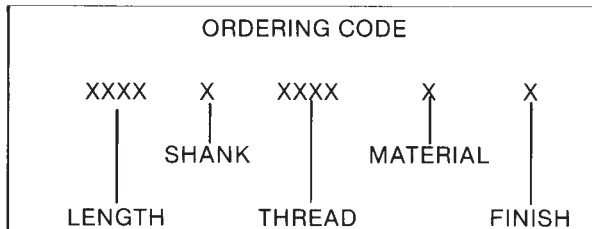
1/4 ROUND KNURLED DOUBLE FACE SWAGE STANDOFFS



See page 10 for thread depth chart
 See page 9 for finish codes
 For non-standard parts contact Sales Office

L = STANDOFF LENGTH
 S = SHANK LENGTH
 P = BOARD THICKNESS

See page iv for installation information



SWAGE TOOLING		
PUNCH	ANVIL	LENGTH
P-4	AR-22	1/8-3/16
	AR-23	1/4-7/16
	AR-24	1/2-11/16
	AR-25	3/4-2"

SWAGE/PANEL CODE		
± .003	S	P
.075	A	1/32
.105	B	1/16
.135	C	3/32
.165	D	1/8

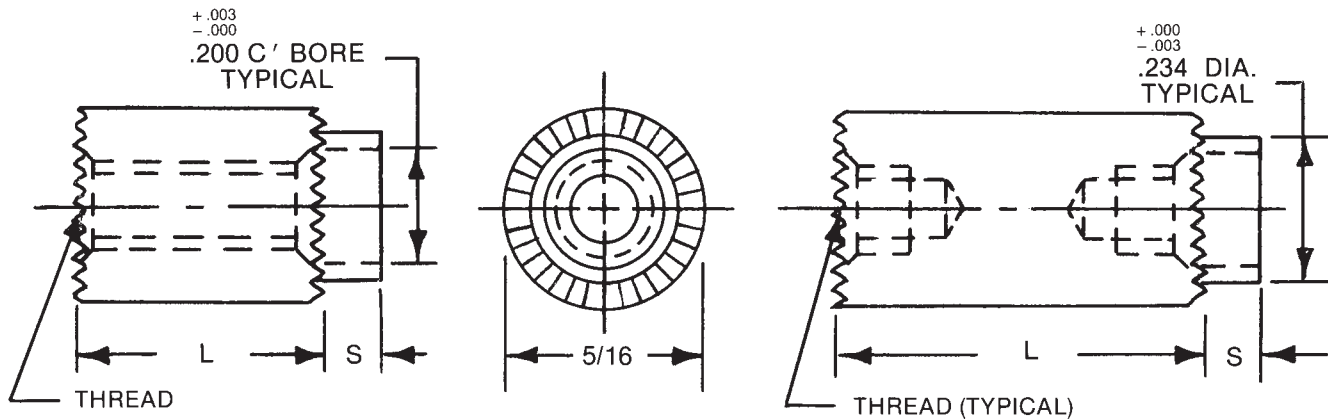
LENGTH	PART NO.
1/8	7827
3/16	7828
1/4	7829
5/16	7830
3/8	7831
7/16	7832
1/2	7833
9/16	7834
5/8	7835
11/16	7836
3/4	7837
13/16	7838
7/8	7839
15/16	7840
1"	7841

LENGTH	PART NO.
1-1/16	7842
1-1/8	7843
1-3/16	7844
1-1/4	7845
1-5/16	7846
1-3/8	7847
1-7/16	7848
1-1/2	7849
1-9/16	7850
1-5/8	7851
1-11/16	7852
1-3/4	7853
1-13/16	7854
1-7/8	7855
1-15/16	7856
2"	7857

THREAD	CODE
4-40	440
6-32	632

MATERIAL	CODE	RoHS
Aluminum	AL	YES
Brass	B	YES
Stainless Steel	SS	YES
Steel	S	YES

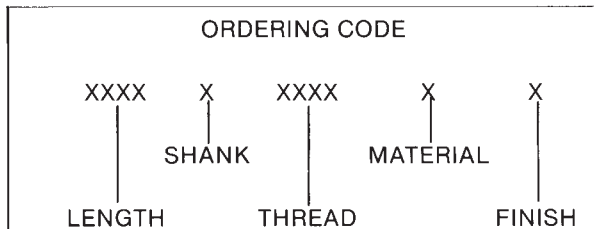
5/16 ROUND KNURLED DOUBLE FACE SWAGE STANDOFFS



See page 10 for thread depth chart
 See page 9 for finish codes
 For non-standard parts contact Sales Office

L = STANDOFF LENGTH
 S = SHANK LENGTH
 P = BOARD THICKNESS

See page iv for installation information



SWAGE TOOLING		
PUNCH	ANVIL	LENGTH
P-5	AR-26	1/8-3/16
	AR-27	1/4-7/16
	AR-28	1/2-11/16
	AR-29	3/4-2"

SWAGE/PANEL CODE		
± .003	S	P
.075	A	1/32
.105	B	1/16
.135	C	3/32
.165	D	1/8

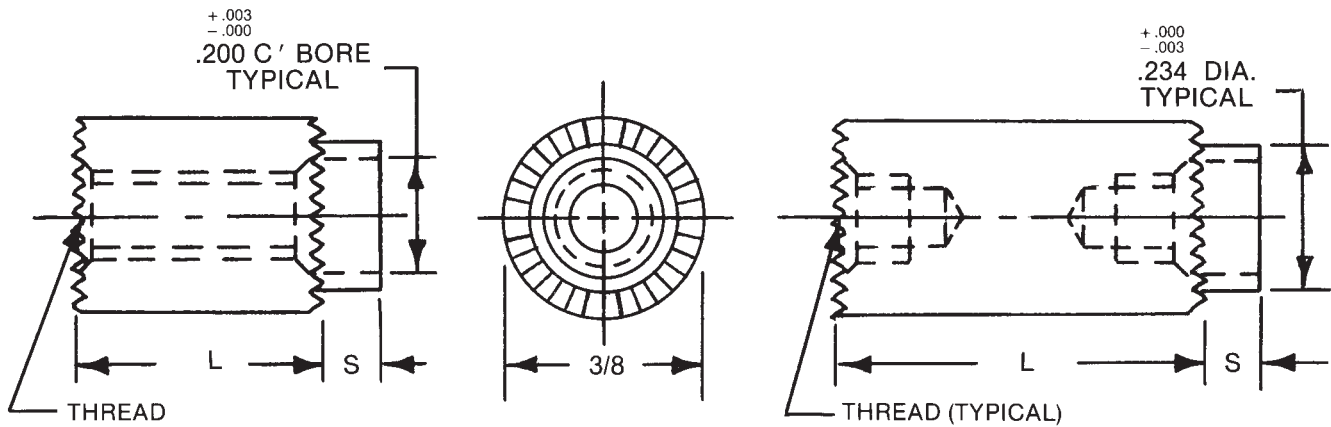
LENGTH	PART NO.
1/8	7858
3/16	7859
1/4	7860
5/16	7861
3/8	7862
7/16	7863
1/2	7864
9/16	7865
5/8	7866
11/16	7867
3/4	7868
13/16	7869
7/8	7870
15/16	7871
1"	7872

LENGTH	PART NO.
1-1/16	7873
1-1/8	7874
1-3/16	7875
1-1/4	7876
1-5/16	7877
1-3/8	7878
1-7/16	7879
1-1/2	7880
1-9/16	7881
1-5/8	7882
1-11/16	7883
1-3/4	7884
1-13/16	7885
1-7/8	7886
1-15/16	7887
2"	7888

THREAD	CODE
6-32	632
8-32	832
10-32	1032

MATERIAL	CODE	RoHS
Aluminum	AL	YES
Brass	B	YES
Stainless Steel	SS	YES
Steel	S	YES

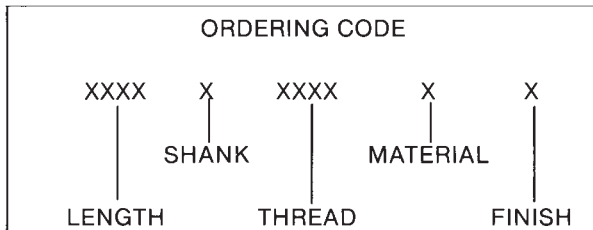
3/8 ROUND KNURLED DOUBLE FACE SWAGE STANDOFFS



See page 10 for thread depth chart
 See page 9 for finish codes
 For non-standard parts contact Sales Office

L = STANDOFF LENGTH
 S = SHANK LENGTH
 P = BOARD THICKNESS

See page iv for installation information



SWAGE TOOLING		
PUNCH	ANVIL	LENGTH
P-5	AR-30	1/8-3/16
	AR-31	1/4-7/16
	AR-32	1/2-11/16
	AR-33	3/4-2"

SWAGE/PANEL CODE		
±.003	S	P
.075	A	1/32
.105	B	1/16
.135	C	3/32
.165	D	1/8

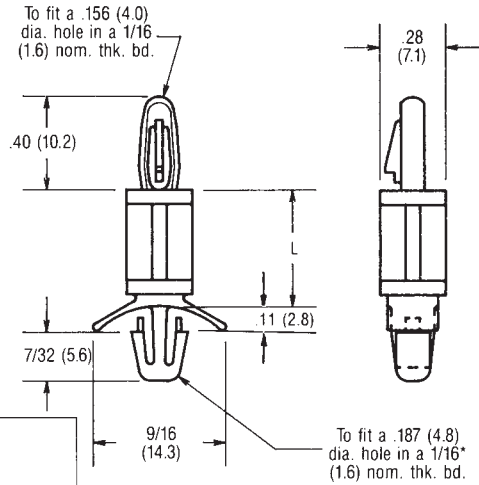
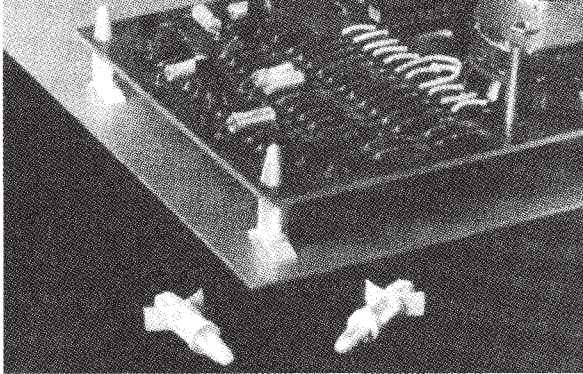
LENGTH	PART NO.
1/8	7889
3/16	7890
1/4	7891
5/16	7892
3/8	7893
7/16	7894
1/2	7895
9/16	7896
5/8	7897
11/16	7898
3/4	7899
13/16	7900
7/8	7901
15/16	7902
1"	7903

LENGTH	PART NO.
1-1/16	7904
1-1/8	7905
1-3/16	7906
1-1/4	7907
1-5/16	7908
1-3/8	7909
1-7/16	7910
1-1/2	7911
1-9/16	7912
1-5/8	7913
1-11/16	7914
1-3/4	7915
1-13/16	7916
1-7/8	7917
1-15/16	7918
2"	7919

THREAD	CODE
6-32	632
8-32	832
10-32	1032

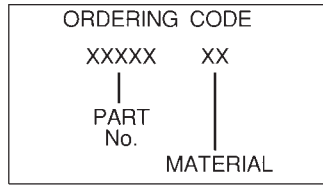
MATERIAL	CODE	RoHS
Aluminum	AL	YES
Brass	B	YES
Stainless Steel	SS	YES
Steel	S	YES

CIRCUIT BOARD SUPPORTS — LOCKING



Part No.	Dimension L	
	Inches	(mm)
30100	3/16	(4.8)
30101	1/4	(6.4)
30102	5/16	(7.9)
30103	3/8	(9.5)
30104	7/16	(11.1)
30105	1/2	(12.7)
30106	5/8	(15.9)

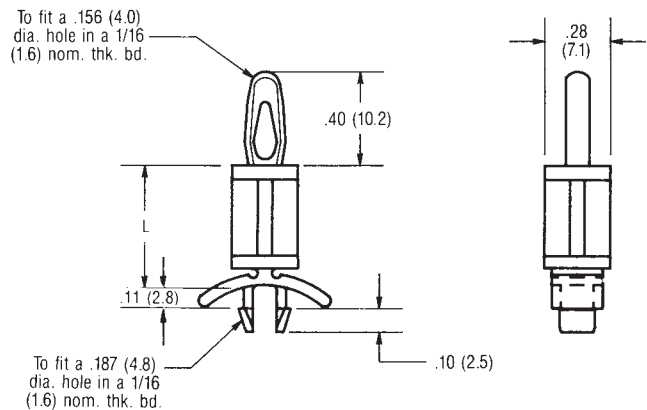

Part No.	Dimension L	
	Inches	(mm)
30107	3/4	(19.1)
30108	7/8	(22.2)
30109	1	(25.4)
30110	1-1/8	(28.6)
30111	1-1/4	(31.8)
30112	1-3/8	(34.9)



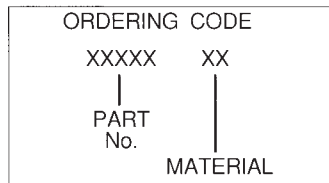
MATERIAL	CODE	RoHS
Nylon	N	YES
Nylon-Flame Ret.	NR	YES

■ See Engineering data page 184

CIRCUIT BOARD SUPPORTS — LOCKING ONE END



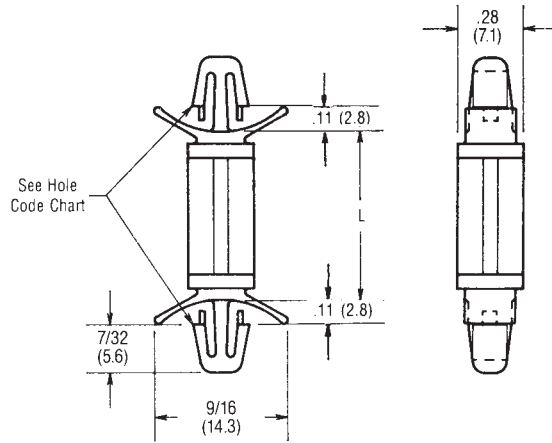

Part No.	Dimension L	
	Inches	(mm)
30113	3/16	(4.8)
30114	1/4	(6.4)
30115	3/8	(9.5)
30116	1/2	(12.7)
30117	5/8	(15.9)
30118	3/4	(19.1)
30119	7/8	(22.2)



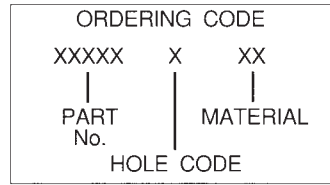
MATERIAL	CODE	RoHS
Nylon	N	YES
Nylon-Flame Ret.	NR	YES

■ See Engineering data page 184

CIRCUIT BOARD SUPPORTS — DUAL LOCKING



Part No.	Dimension L	
	Inches	(mm)
30120	3/16	(4.8)
30121	1/4	(6.4)
30122	3/8	(9.5)
30123	1/2	(12.7)
30124	5/8	(15.9)
30125	3/4	(19.1)
30126	7/8	(22.2)

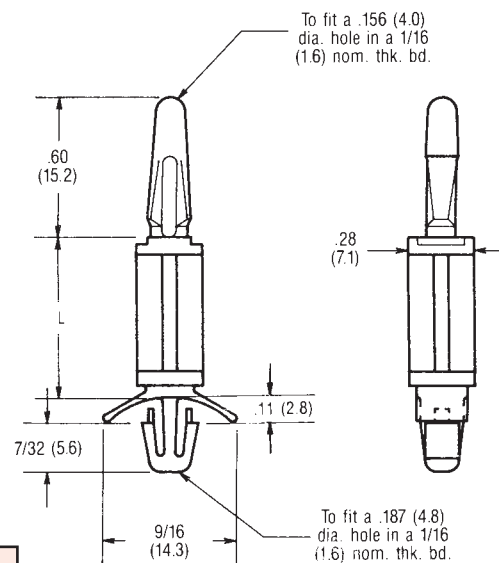
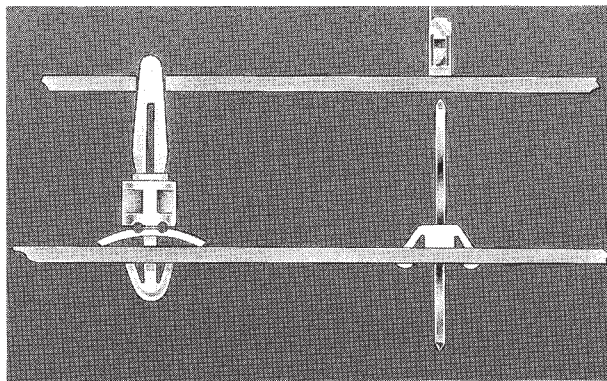


MATERIAL	CODE	RoHS
Nylon	N	YES
Nylon-Flame Ret.	NR	YES

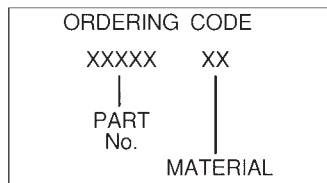
BOARD/CHASSIS HOLE CODE		
BOARD HOLE DIA	CHASSIS HOLE DIA	CODE
.156 (4.0)	.156 (4.0)	5
.187 (4.8)	.187 (4.8)	9

- For 1/16 (1.6) nominal Board/Chassis thickness
- See Engineering data page [181]

CIRCUIT BOARD SUPPORTS — LONG NOSE



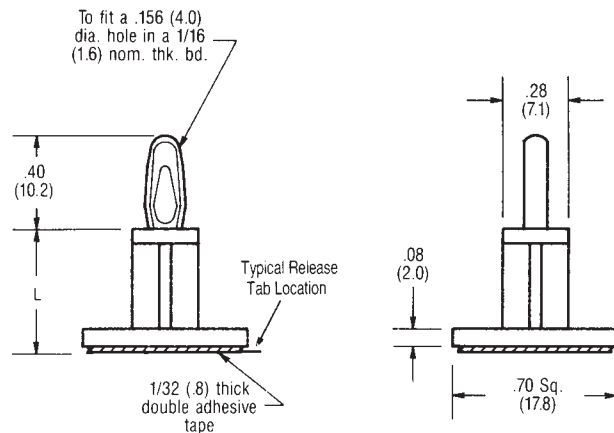

Part No.	Dimension L	
	Inches	(mm)
30127	3/16	(4.8)
30128	1/4	(6.4)
30129	3/8	(9.5)
30130	1/2	(12.7)
30131	5/8	(15.9)
30132	3/4	(19.1)
30133	7/8	(22.2)



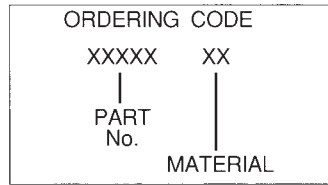
MATERIAL	CODE	RoHS
Nylon	N	YES
Nylon-Flame Ret.	NR	YES

- See Engineering data page 184

CIRCUIT BOARD SUPPORTS — ON BASE — NON LOCKING



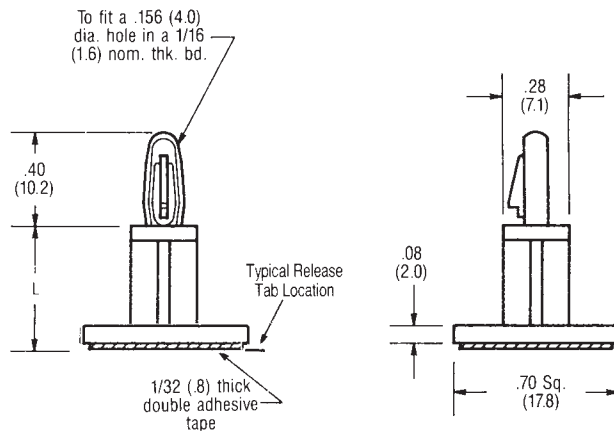
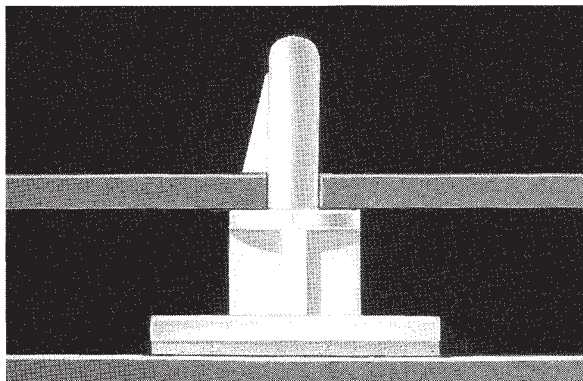
Part No.	Dimension L	
	Inches	(mm)
30134	3/16	(4.8)
30135	1/4	(6.4)
30136	3/8	(9.5)
30137	1/2	(12.7)
30138	5/8	(15.9)
30139	3/4	(19.1)
30140	7/8	(22.2)
30141	1	(25.4)
30142	1-1/8	(28.6)



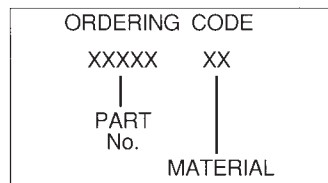
MATERIAL	CODE	RoHS
Nylon	N	YES

- Available without adhesive - To order add MOD to end of ordering code
- L dimension is 1/32" (.8 mm) less without adhesive
- See Engineering data page 184

CIRCUIT BOARD SUPPORTS — ON BASE — LOCKING



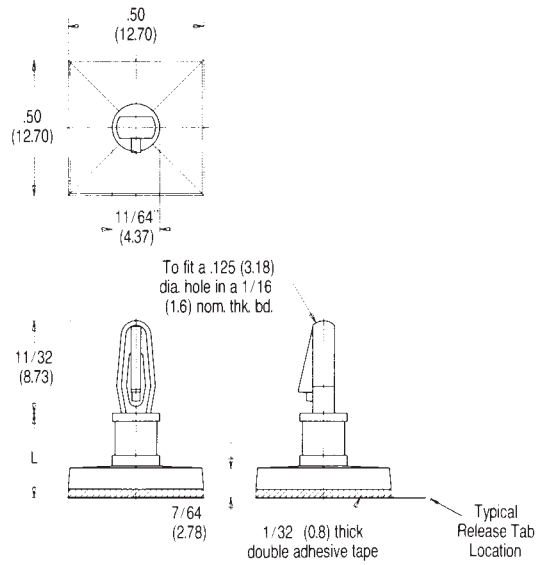

Part No.	Dimension L	
	Inches	(mm)
30143	3/16	(4.8)
30144	1/4	(6.4)
30145	3/8	(9.5)
30146	1/2	(12.7)
30147	5/8	(15.9)
30148	3/4	(19.1)
30149	7/8	(22.2)
30150	1	(25.4)
30151	1-1/8	(28.6)



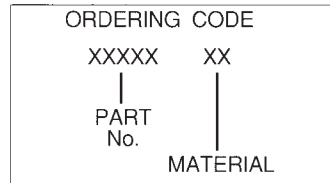
MATERIAL	CODE	RoHS
Nylon	N	YES

- Available without adhesive - to order add MOD to end of ordering code
- L dimension is 1/32" (.8 mm) less without adhesive
- See Engineering data page 184

CIRCUIT BOARD SUPPORTS — ON BASE — LOCKING — MINIATURE




Part No.	Dimension L	
	Inches	(mm)
30152	3/16	(4.76)
30153	1/4	(6.35)
30154	5/16	(7.94)
30155	3/8	(9.53)
30156	7/16	(11.11)
30157	1/2	(12.70)
30158	9/16	(14.29)
30159	5/8	(15.88)



MATERIAL	CODE	RoHS
Nylon	N	YES

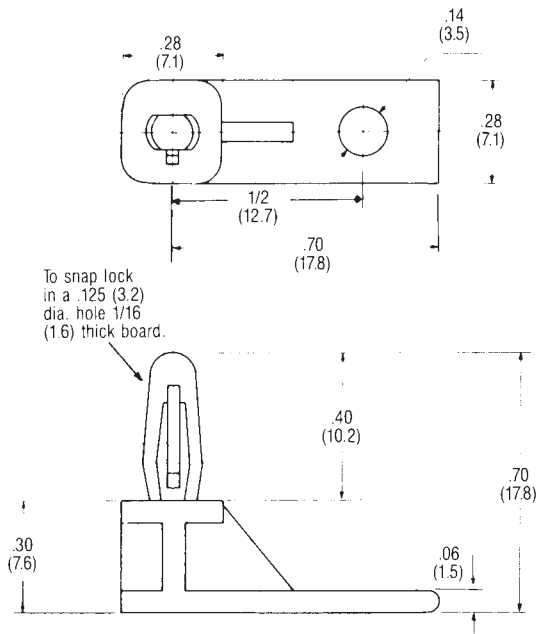
- Available without adhesive - To order add MOD to end of Ordering Code
- L dimension is 1/32 (.8 mm) less without adhesive
- See Engineering data page [181]

CIRCUIT BOARD SUPPORTS — LONG BASE — LOCKING



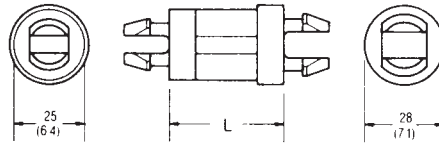

ORDERING CODE
30160-N

MATERIAL	CODE	RoHS
Nylon	N	YES

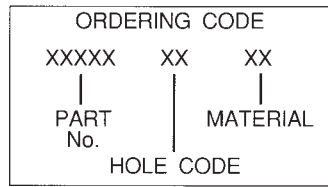


- Installs with #4 (M3) screw or rivet
- See Engineering data page 184

CIRCUIT BOARD SUPPORTS — SNAP-IN — LOCKING



Part No.	Dimension L	
	Inches	(mm)
30161	3/16	(4.8)
30162	1/4	(6.4)
30163	3/8	(9.5)
30164	1/2	(12.7)
30165	5/8	(15.9)
30166	3/4	(19.1)
30167	7/8	(22.2)
30168	1	(25.4)

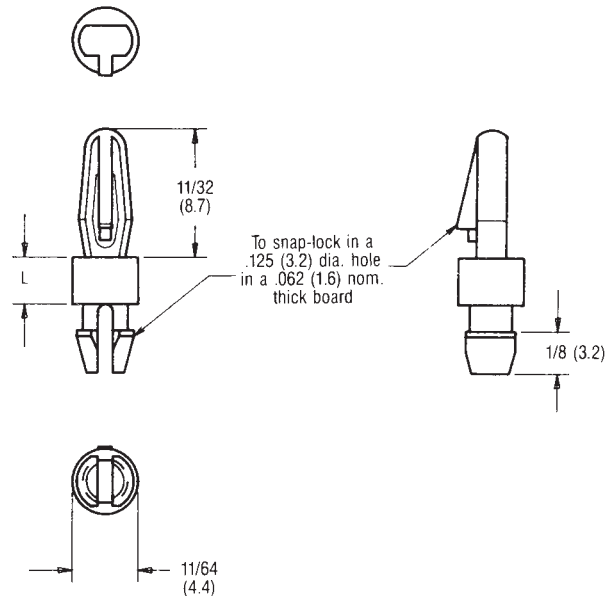
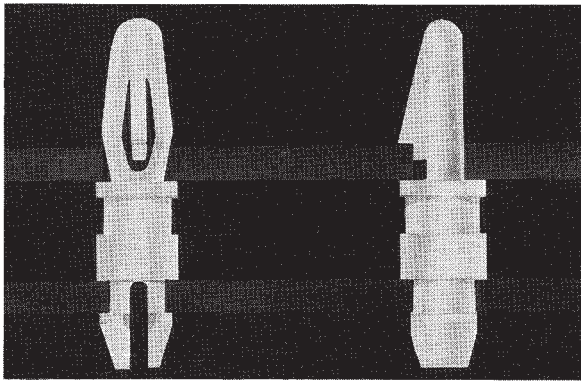


BOARD/CHASSIS HOLE CODE		
BOARD HOLE DIA	CHASSIS HOLE DIA	CODE
.156 (4.0)	.156 (4.0)	5
.187 (4.8)	.187 (4.8)	9
.156 (4.0)	.187 (4.8)	59

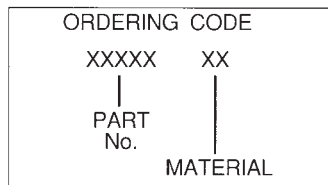
MATERIAL	CODE	RoHS
Nylon	N	YES

- Fits 1/16" (1.6) nominal thick board
- Large base on one side differentiates one end from the other
- .10" (2.5 mm) maximum protrusion past panel
- See Engineering data page 184

CIRCUIT BOARD SUPPORTS — LOCKING — MINIATURE



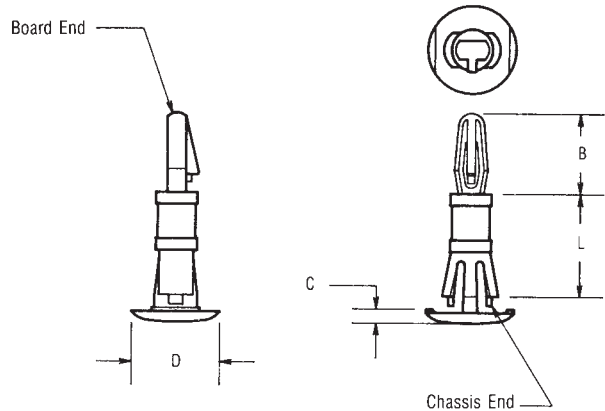
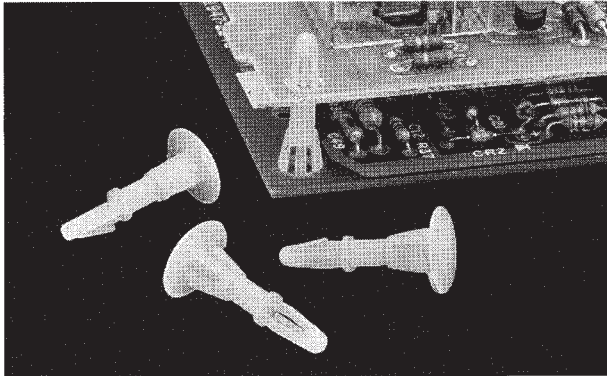
Part No.	Dimension L	
	Inches	(mm)
30170	1/8	(3.2)
30171	3/16	(4.8)
30172	1/4	(6.4)
30173	5/16	(7.9)
30174	3/8	(9.5)
30175	1/2	(12.7)
30176	5/8	(15.9)
30177	3/4	(19.1)
30178	7/8	(22.2)



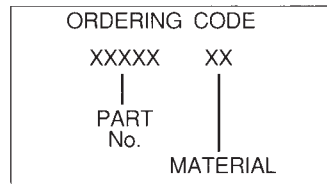
MATERIAL	CODE	RoHS
Nylon	N	YES

- Board mount end releases by hand
- Chassis mount end requires only 1/8" (3.2) clearance
- See Engineering data page 184

CIRCUIT BOARD SUPPORTS — ROUND HOLE — REVERSE LOCKING



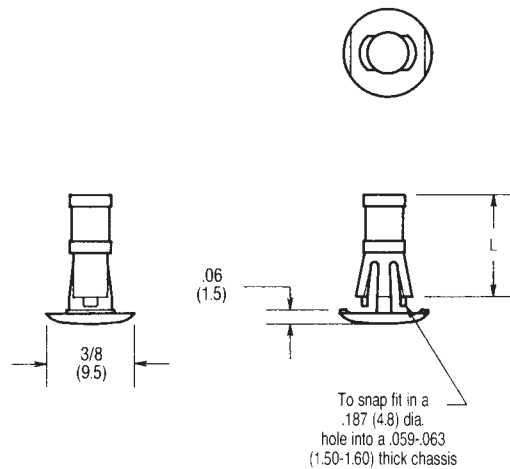

Part No.	Dimension L		B	C	D	Hole Size Board/Chassis
	Inches	(mm)				
30179	1/4	(6.4)				
30180	5/16	(7.9)				.125
30181	3/8	(9.5)	11/32	.06	3/8	.187
30182	7/16	(11.1)	(8.7)	(1.8)	(9.5)	
30183	1/2	(12.7)				($\frac{3.2}{4.8}$)
30184	9/16	(14.3)				
30185	5.8	(15.9)				



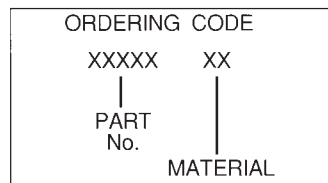
- Use in .059/.063 (1.50/1.60) thick chassis
- See Engineering data page 184

MATERIAL	CODE	RoHS
Nylon	N	YES

CIRCUIT BOARD SUPPORTS — ROUND HOLE — REVERSE LOCKING — STANDOFF



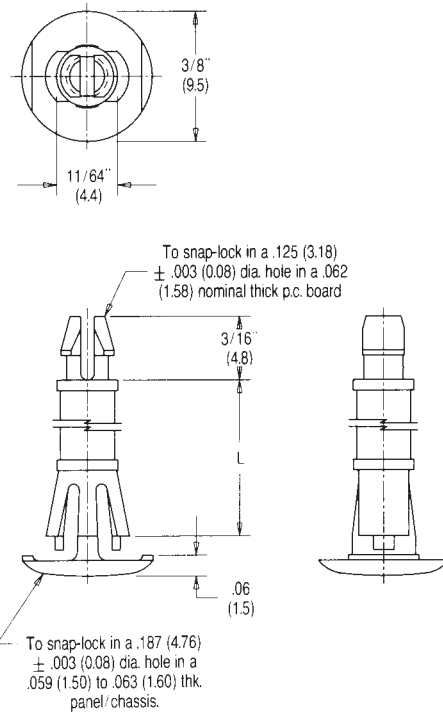
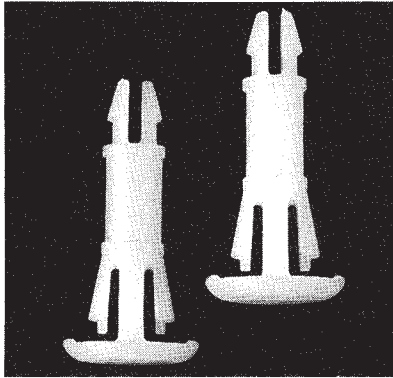
Part No.	Dimension L	
	Inches	(mm)
30186	1/4	(6.4)
30187	3/8	(9.5)
30188	1/2	(12.7)
30189	5/8	(15.9)



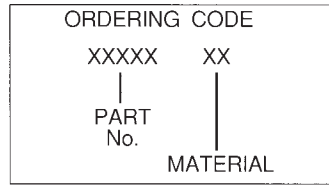
MATERIAL	CODE	RoHS
Nylon	N	YES

- Provides additional support for heavy P.C. Boards
- See Engineering data page 184

CIRCUIT BOARD SUPPORTS — REVERSE LOCKING — PRONGED



Part No.	Dimension L	
	Inches	(mm)
30190	1/4	(6.4)
30191	5/16	(7.9)
30192	3/8	(9.5)
30193	7/16	(11.1)
30194	1/2	(12.7)
30195	9/16	(14.3)
30196	5/8	(15.9)

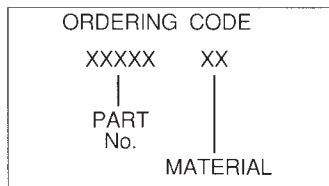


MATERIAL	CODE	RoHS
Nylon	N	YES

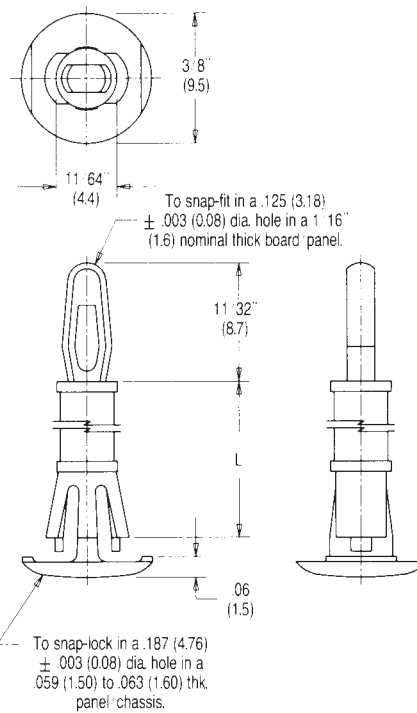
■ See Engineering data page 184

CIRCUIT BOARD SUPPORTS — REVERSE MOUNTING — NON LOCKING

Part No.	Dimension L	
	Inches	(mm)
30197	1/4	(6.4)
30198	5/16	(7.9)
30199	3/8	(9.5)
30200	7/16	(11.1)
30201	1/2	(12.7)
30202	9/16	(14.3)
30203	5/8	(15.9)

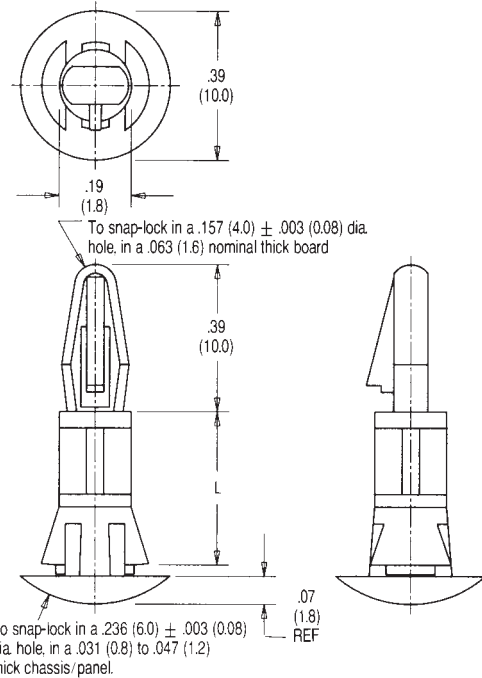
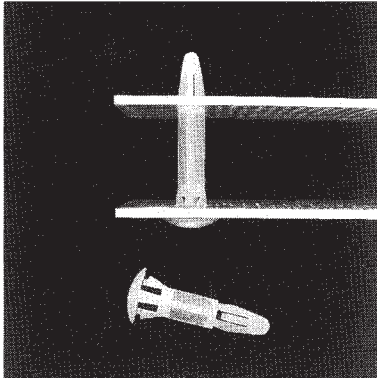


MATERIAL	CODE	RoHS
Nylon	N	YES

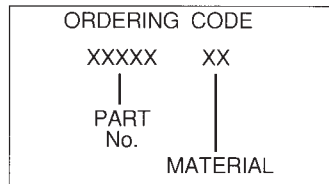


■ See Engineering data page 184

CIRCUIT BOARD SUPPORTS — REVERSE LOCKING — CUPPED



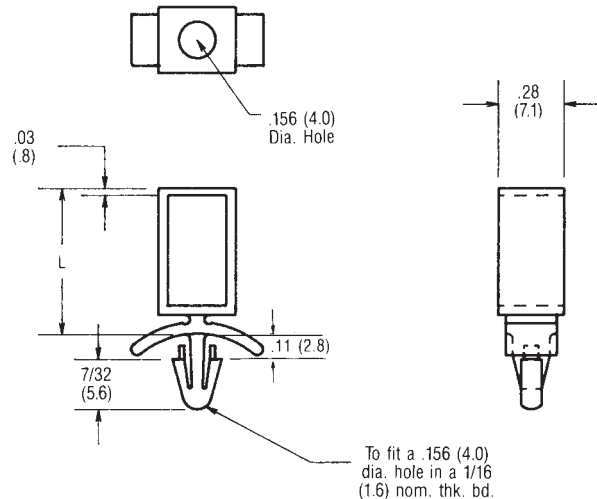

Part No.	Dimension L	
	Inches	(mm)
30204	3/16	(4.8)
30205	1/4	(6.4)
30206	5/16	(8.0)
30207	3/8	(9.5)
30208	1/2	(12.7)
30209	3/4	(19.0)



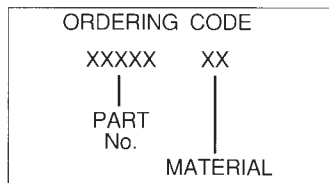
MATERIAL	CODE	RoHS
Nylon General Purpose	NG	YES

- Cupped spring allows printed circuit boards of varying thicknesses to be stacked yet maintain a tight fit
- See Engineering data page 184

CIRCUIT BOARD SUPPORTS — STACKING SPACERS



Part No.	Dimension L	
	Inches	(mm)
30210	.43	(10.9)
30211	.55	(14.0)
30212	.68	(17.3)
30213	.80	(20.3)

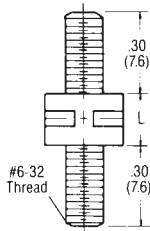


MATERIAL	CODE	RoHS
Nylon	N	YES
Nylon-Flame Ret.	NR	YES

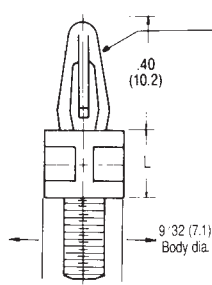
- Spacers snap together to stack any number of boards
- Mounting cap tops off stack; one size fits all spacers. Order separately see page 180
- See Engineering data page 184

CIRCUIT BOARD SUPPORTS — COMBINATION STACKING SPACERS

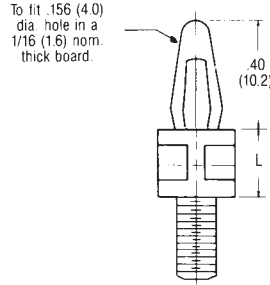
NOTE: Body diameter 9/32 (7.1) for all 4 parts



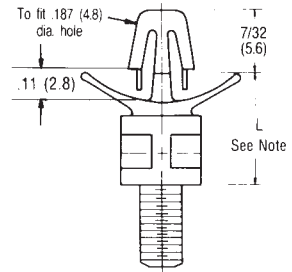
Part No.	Dimension L	
	Inches	(mm)
30214	1/4	(6.4)
30215	3/8	(9.5)
30216	1/2	(12.7)
30217	5/8	(15.9)
30218	3/4	(19.1)
30219	7/8	(22.2)
30220	1	(25.4)



Part No.	Dimension L	
	Inches	(mm)
30221	1/4	(6.4)
30222	3/8	(9.5)
30223	1/2	(12.7)
30224	5/8	(15.9)
30225	3/4	(19.1)
30226	7/8	(22.2)
30227	1	(25.4)

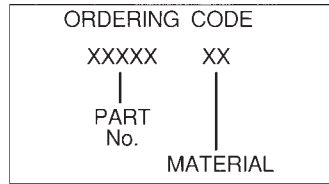


Part No.	Dimension L	
	Inches	(mm)
30228	1/4	(6.4)
30229	3/8	(9.5)
30230	1/2	(12.7)
30231	5/8	(15.9)
30232	3/4	(19.1)
30233	7/8	(22.2)
30234	1	(25.4)
30235	1-1/8	(28.6)
30236	1-1/4	(31.8)
30237	1-1/2	(34.9)




Part No.	Dimension L	
	Inches	(mm)
30238	.422	(10.7)
30239	.547	(13.9)
30240	.672	(17.1)
30241	.797	(20.2)
30242	.922	(23.4)
30243	1.047	(26.6)

NOTE: Dim. L is distance between board and chassis including chassis thickness of .047 (1.2)

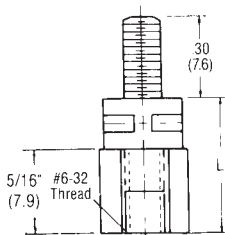


MATERIAL	CODE	RoHS
Nylon	N	YES
Nylon-Flame Ret.	NR	YES

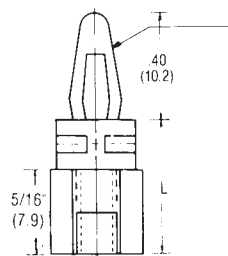


- Complete flexibility in stacking
- Compatible with 6-32 nuts or screws
- Easily dismantled for change or repair
- See Engineering data page 184

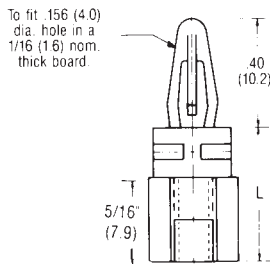
NOTE: Body 9/32 HEX for all 4 parts



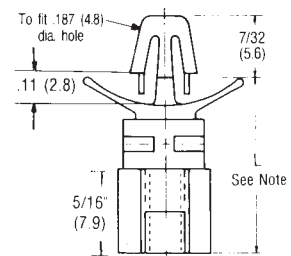
Part No.	Dimension L	
	Inches	(mm)
30244	3/8	(9.5)
30245	1/2	(12.7)
30246	5/8	(15.9)
30247	3/4	(19.1)
30248	7/8	(22.2)
30249	1	(25.4)



Part No.	Dimension L	
	Inches	(mm)
30250	3/8	(9.5)
30251	1/2	(12.7)
30252	5/8	(15.9)
30253	3/4	(19.1)
30254	7/8	(22.2)
30255	1	(25.4)



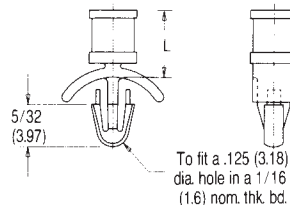
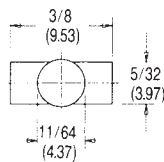

Part No.	Dimension L	
	Inches	(mm)
30256	3/8	(9.5)
30257	1/2	(12.7)
30258	5/8	(15.9)
30259	3/4	(19.1)
30260	7/8	(22.2)
30261	1	(25.4)



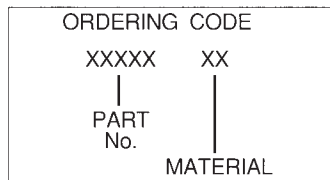
Part No.	Dimension L	
	Inches	(mm)
30262	.534	(13.6)
30263	.672	(17.1)
30264	.797	(20.2)
30265	.922	(23.4)
30266	1.047	(26.6)

NOTE: Dim. L is distance between board and chassis including chassis thickness of .047 (1.2)

CIRCUIT BOARD SUPPORTS — PUSH SPACER — MINIATURE



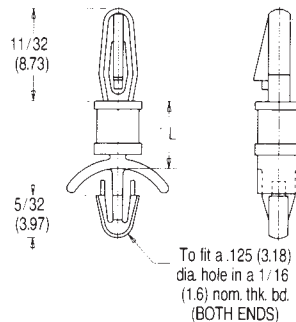
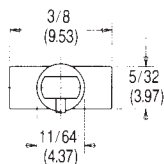

Part No.	Dimension L	
	Inches	(mm)
30267	1/8	(3.18)
30268	3/16	(4.76)
30269	1/4	(6.35)
30270	5/16	(7.94)
30271	3/8	(9.53)
30272	7/16	(11.11)
30273	1/2	(12.70)
30274	9/16	(14.29)
30275	5/8	(15.88)



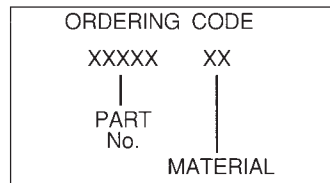
MATERIAL	CODE	RoHS
Nylon	N	YES

■ See Engineering data page 184

CIRCUIT BOARD SUPPORTS — LOCKING ONE END — MINIATURE



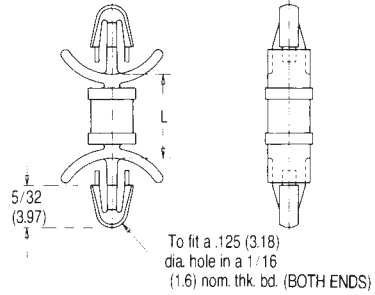
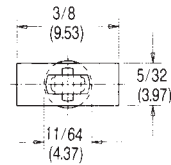

Part No.	Dimension L	
	Inches	(mm)
30276	1/8	(3.18)
30277	3/16	(4.76)
30278	1/4	(6.35)
30279	5/16	(7.94)
30280	3/8	(9.53)
30281	7/16	(11.11)
30282	1/2	(12.70)
30283	9/16	(14.29)
30284	5/8	(15.88)



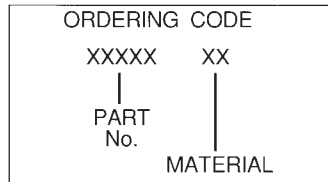
MATERIAL	CODE	RoHS
Nylon	N	YES

■ See Engineering data page 184

CIRCUIT BOARD SUPPORTS — DUAL LOCKING — MINIATURE



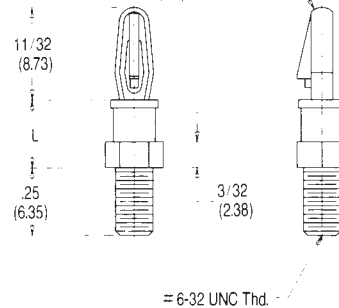
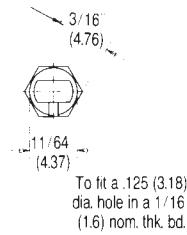
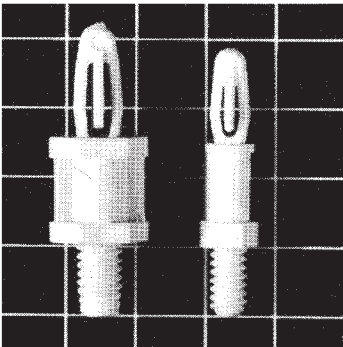
Part No.	Dimension L	
	Inches	(mm)
30285	3/16	(4.76)
30286	1/4	(6.35)
30287	5/16	(7.94)
30288	3/8	(9.53)
30289	7/16	(11.11)
30290	1/2	(12.70)
30291	9/16	(14.29)
30292	5/8	(15.88)



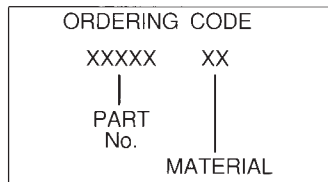
MATERIAL	CODE	RoHS
Nylon	N	YES

■ See Engineering data page 184

CIRCUIT BOARD SUPPORTS — STUDDED — MINIATURE



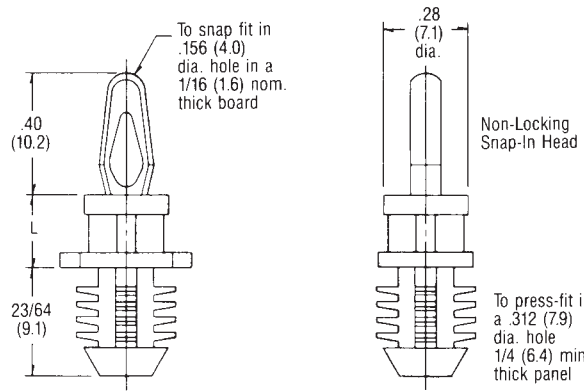
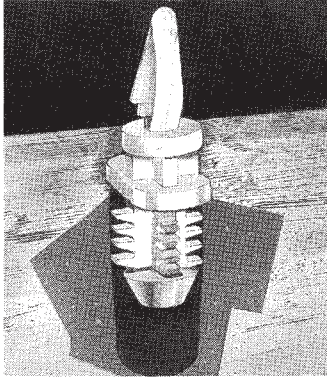
Part No.	Dimension L	
	Inches	(mm)
30296	1/8	(3.18)
30297	3/16	(4.76)
30298	1/4	(6.35)
30299	5/16	(7.94)
30300	3/8	(9.53)
30301	7/16	(11.11)
30302	1/2	(12.70)
30303	9/16	(14.29)
30304	5/8	(15.88)



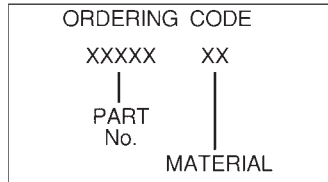
MATERIAL	CODE	RoHS
Nylon	N	YES

■ See Engineering data page 184

CIRCUIT BOARD SUPPORTS — BLIND HOLE — NON LOCKING



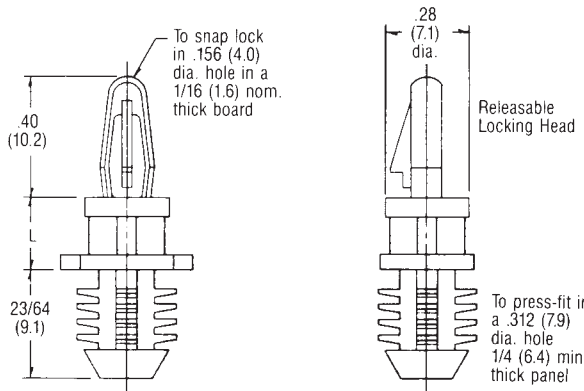
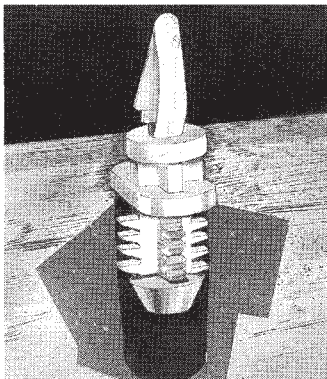
Part No.	Dimension L	
	Inches	(mm)
30305	3/16	(4.8)
30306	1/4	(6.4)
30307	3/8	(9.5)
30308	1/2	(12.7)
30309	5/8	(15.9)
30310	3/4	(19.1)
30311	7/8	(22.2)



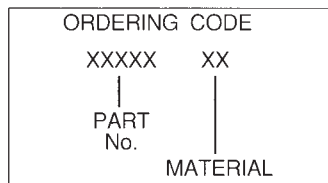
MATERIAL	CODE	RoHS
Nylon	N	YES

- Flexible ribs lock into round, oval, threaded, punched, drilled blind holes
- Grip wood, metal, plastic, particle board, rubber and more
- Blunt tip allows maximum grip in blind holes and minimum protrusion in pass-through applications
- See Engineering data page 184

CIRCUIT BOARD SUPPORTS — BLIND HOLE — LOCKING



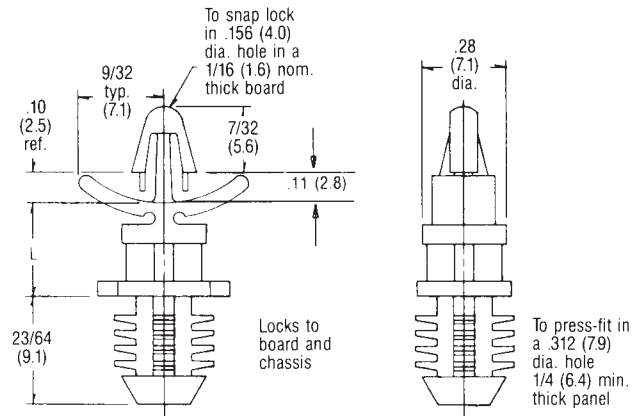
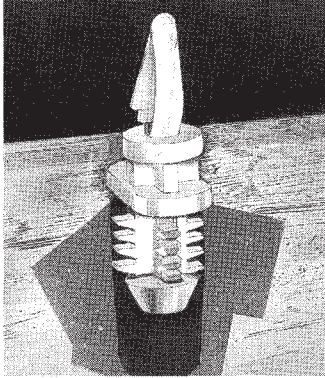
Part No.	Dimension L	
	Inches	(mm)
30312	3/16	(4.8)
30313	1/4	(6.4)
30314	3/8	(9.5)
30315	7/16	(11.1)
30316	1/2	(12.7)
30317	5/8	(15.9)
30318	3/4	(19.1)
30319	7/8	(22.2)



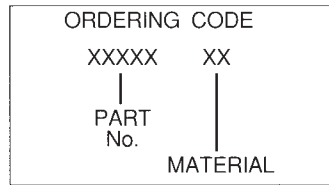
MATERIAL	CODE	RoHS
Nylon	N	YES

- Flexible ribs lock into round, oval, threaded, punched, drilled blind holes
- Grip wood, metal, plastic, particle board, rubber and more
- Blunt tip allows maximum grip in blind holes and minimum protrusion in pass-through applications
- See Engineering data page 184

CIRCUIT BOARD SUPPORTS — SNAP LOCK



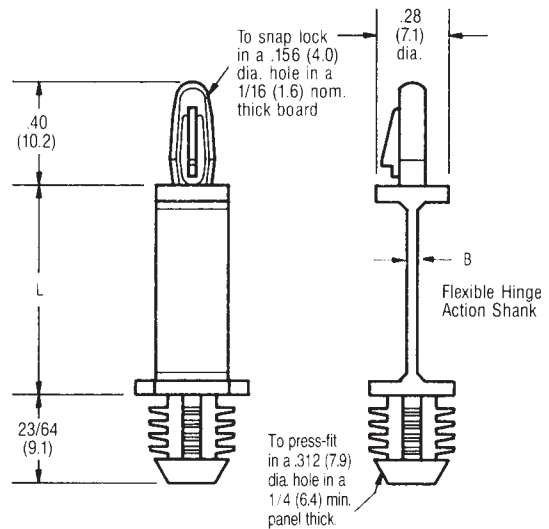
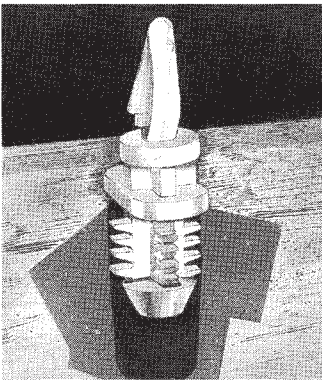
Part No.	Dimension L	
	Inches	(mm)
30320	1/4	(6.4)
30321	3/8	(9.5)
30322	1/2	(12.7)
30323	5/8	(15.9)
30324	3/4	(19.1)
30325	7/8	(22.2)



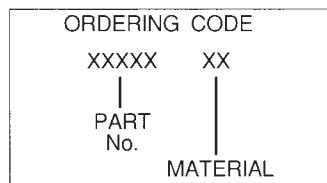
MATERIAL	CODE	RoHS
Nylon	N	YES

- Flexible ribs lock into round, oval, threaded, punched, drilled blind holes
- Grip wood, metal, plastic, particle board, rubber and more
- Blunt tip allows maximum grip in blind holes and minimum protrusion in pass-through applications
- See Engineering data page 184

CIRCUIT BOARD SUPPORTS — FLEXIBLE HINGE — LOCKING



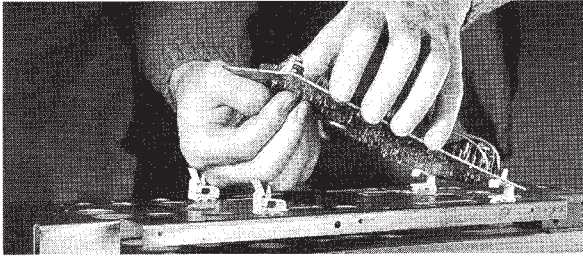
Part No.	Dimension L		Dimension B	
	Inches	(mm)	Inches	(mm)
30326	3/8	(9.5)	.03	(.8)
30327	7/16	(11.1)	.03	(.8)
30328	1/2	(12.7)	.04	(1.0)
30329	5/8	(15.9)	.04	(1.0)
30330	3/4	(19.1)	.04	(1.0)
30331	7/8	(22.2)	.04	(1.0)



MATERIAL	CODE	RoHS
Nylon	N	YES

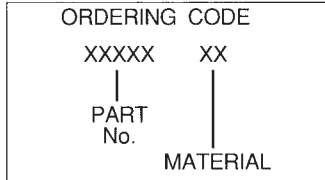
- Flexible ribs lock into round, oval, threaded, punched, drilled blind holes
- Grip wood, metal, plastic, particle board, rubber and more
- Blunt tip allows maximum grip in blind holes and minimum protrusion in pass-through applications
- See Engineering data page 184

CIRCUIT BOARD SUPPORTS — LOCKING HINGED



HINGED SUPPORT

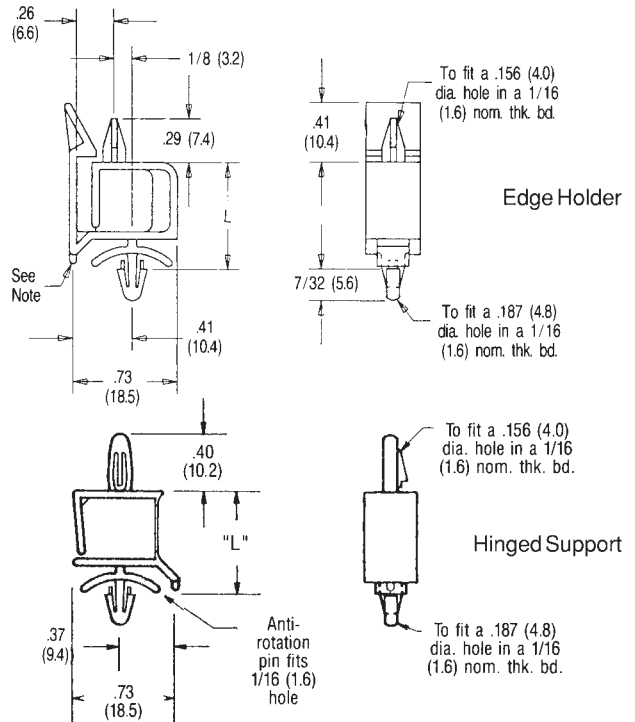
Part No.	Dimension L	
	Inches	(mm)
30332	.47	(11.9)
30333	.66	(16.8)
30334	.91	(23.1)



EDGE HOLDER

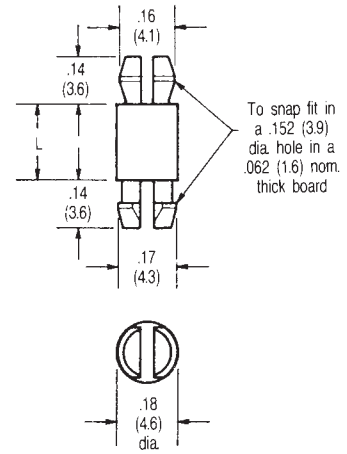
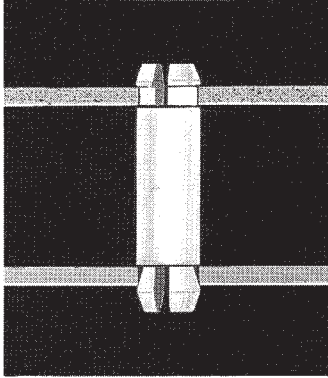
Part No.	Dimension L	
	Inches	(mm)
30335	.47	(11.9)
30336	.66	(16.8)
30337	.91	(23.1)

MATERIAL	CODE	RoHS
Nylon	N	YES

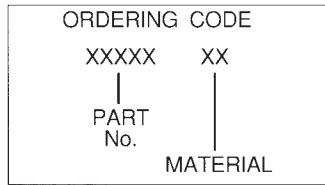


■ See Engineering data page 184

CIRCUIT BOARD SUPPORTS — POSTS — MINIATURE



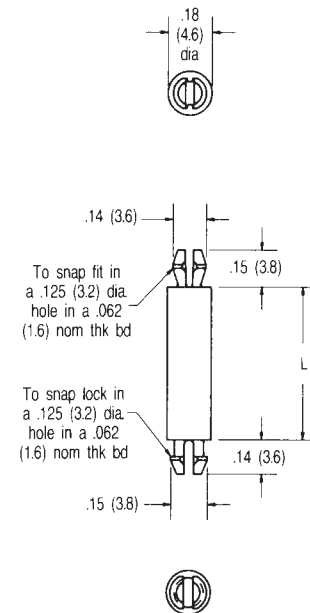

Part No.	Dimension L		Part No.	Dimension L	
	Inches	(mm)		Inches	(mm)
30348	1/8	(3.2)	30356	5/8	(15.9)
30349	3/16	(4.8)	30357	3/4	(19.1)
30350	1/4	(6.4)	30358	7/8	(22.2)
30351	5/16	(7.9)	30359	1	(25.4)
30352	3/8	(9.5)	30360	1-1/8	(28.6)
30353	7/16	(11.1)	30361	1-1/4	(31.8)
30354	1/2	(12.7)	30362	1-3/8	(34.9)
30355	9/16	(14.3)	30363	1-1/2	(38.1)



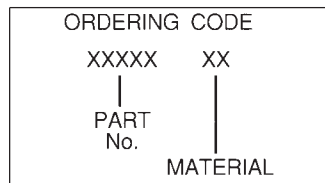
MATERIAL	CODE	RoHS
Nylon	N	YES

- Tolerance mounting hole ± 0.002
- See Engineering data page 184

CIRCUIT BOARD SUPPORTS — MICRO — MINIATURE



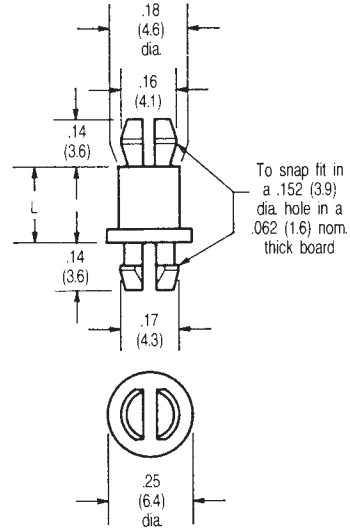
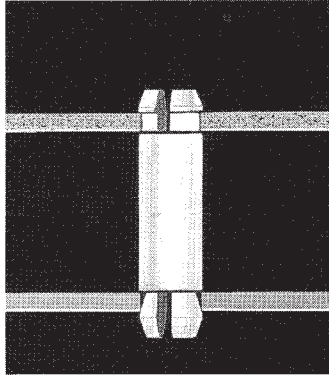
Part No.	Dimension L		Part No.	Dimension L	
	Inches	(mm)		Inches	(mm)
30364	1/8	(3.2)	30372	3/4	(19.1)
30365	3/16	(4.8)	30373	7/8	(22.2)
30366	1/4	(6.4)	30374	1	(25.4)
30367	5/16	(7.9)	30375	1-1/8	(28.6)
30368	3/8	(9.5)	30376	1-1/4	(31.8)
30369	7/16	(11.1)	30377	1-3/8	(34.9)
30370	1/2	(12.7)	30378	1-1/2	(38.1)
30371	5/8	(15.9)			



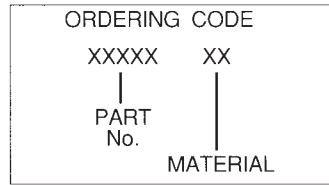
MATERIAL	CODE	RoHS
Nylon	N	YES

- See Engineering data page 184

CIRCUIT BOARD SUPPORTS — .25 SHOULDER — MINIATURE



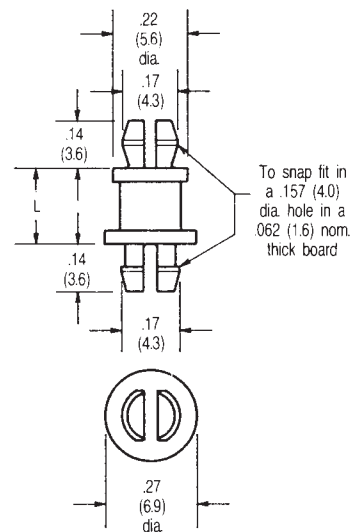
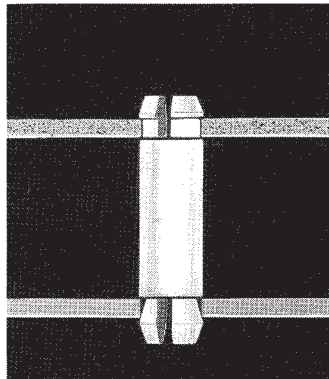
Part No.	Dimension L	
	Inches	(mm)
30379	3/16	(4.8)
30380	1/4	(6.4)
30381	5/16	(7.9)
30382	3/8	(9.5)
30383	1/2	(12.7)
30384	5/8	(15.9)
30385	3/4	(19.1)
30386	7/8	(22.2)



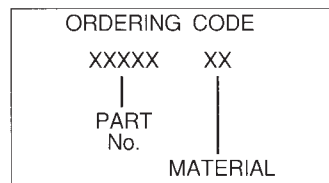
MATERIAL	CODE	RoHS
Nylon	N	YES

- Tolerance mounting hole ± 0.002
- Shoulder facilitates automatic assembly
- See Engineering data page 184

CIRCUIT BOARD SUPPORTS — .27 SHOULDER — MINIATURE



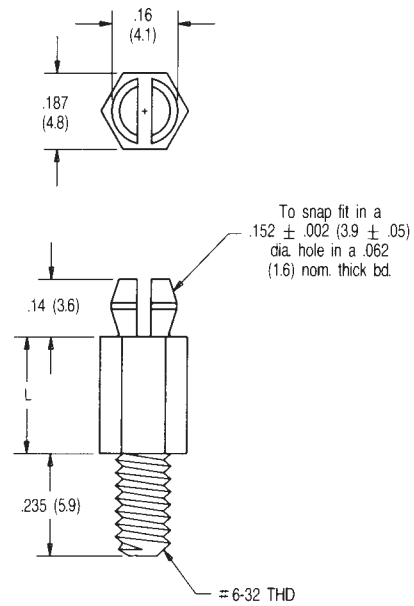
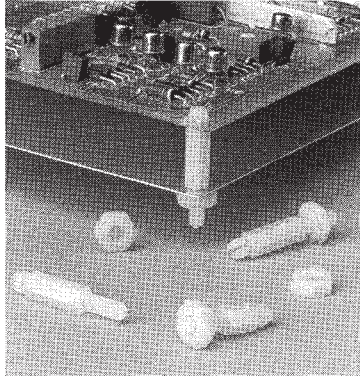
Part No.	Dimension L	
	Inches	(mm)
30387	3/16	(4.8)
30388	1/4	(6.4)
30389	5/16	(7.9)
30390	3/8	(9.5)
30391	7/16	(11.1)
30392	1/2	(12.7)
30393	5/8	(15.9)
30394	11/16	(17.5)
30395	3/4	(19.1)
30396	7/8	(22.2)



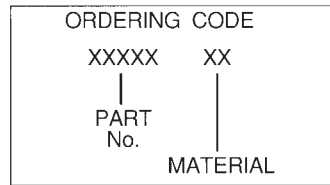
MATERIAL	CODE	RoHS
Nylon	N	YES

- Tolerance mounting hole ± 0.002
- Shoulders facilitate automatic assembly
- See Engineering data page 184

CIRCUIT BOARD SUPPORTS — HEX THREADED — MINIATURE



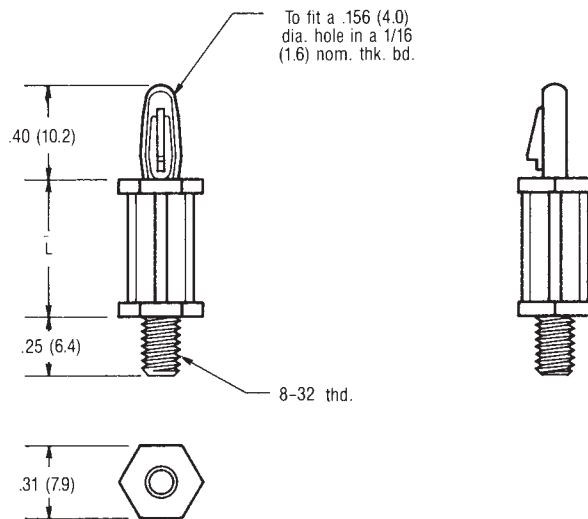
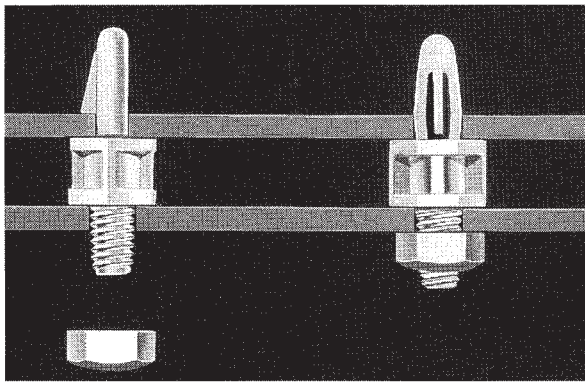
Part No.	Dimension L	
	Inches	(mm)
30397	1/8	(3.2)
30398	3/16	(4.8)
30399	1/4	(6.4)
30400	3/8	(9.5)
30401	1/2	(12.7)
30402	5/8	(15.9)
30403	3/4	(19.1)
30404	7/8	(22.2)



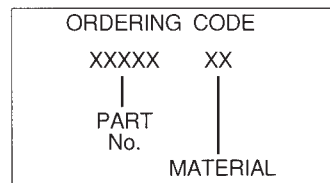
MATERIAL	CODE	RoHS
Nylon	N	YES

- Use with nylon nut. Part No. 30528-N, order separately
- See Engineering data page 184

CIRCUIT BOARD SUPPORTS — LOCKING — THREADED



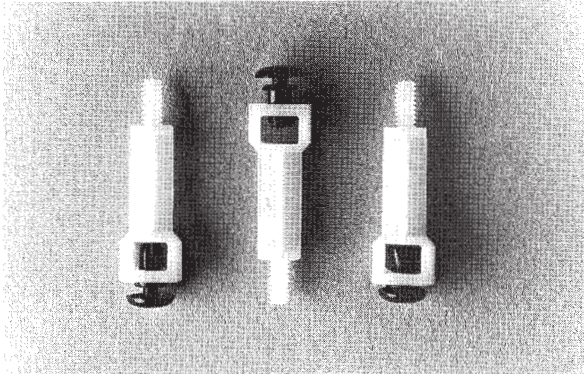
Part No.	Dimension L	
	Inches	(mm)
30405	1/4	(6.4)
30406	3/8	(9.5)
30407	1/2	(12.7)
30408	5/8	(15.9)
30409	3/4	(19.1)
30410	7/8	(22.2)
30411	1	(25.4)
30412	1-1/8	(28.6)
30413	1-13/32	(35.7)



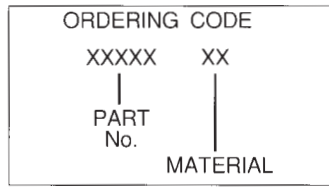
MATERIAL	CODE	RoHS
Nylon	N	YES
Nylon-Flame Ret.	NR	YES

- Also available with M4 thread - add MOD to end of part number
- Use with nylon nut 8-32 part no.30529-N, M4 Part No. 30530-N, order nuts separately
- See Engineering data page 184

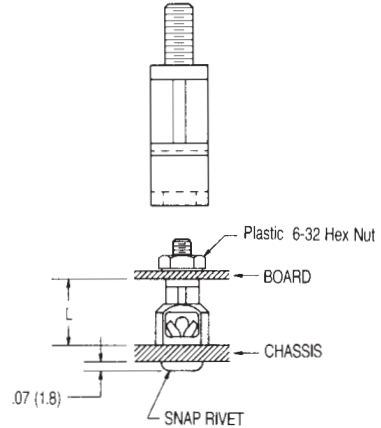
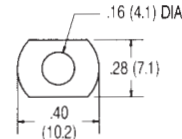
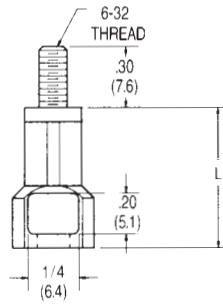
CIRCUIT BOARD SUPPORTS — SNAP RIVET — THREADED



Part No.	Dimension L	
	Inches	(mm)
30414	3/8	(9.5)
30415	7/16	(11.1)
30416	1/2	(12.7)
30417	5/8	(15.9)
30418	3/4	(19.1)
30419	7/8	(22.2)
30420	1	(25.4)




MATERIAL	CODE	RoHS
Nylon	N	YES



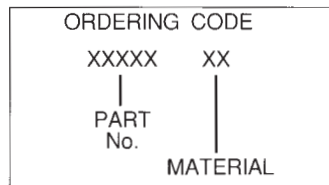
NOTE:
.160 (4.1) dia hole in chassis required for application.

- Selection of proper rivet will accommodate chassis of .025 thru .250 (.7 mm - 6.7 mm)
- Order nut and rivet separately. Nut Part No. 30528-N, for Rivet Part No. see page 180
- See Engineering data page 184

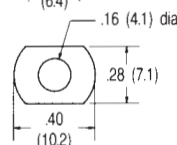
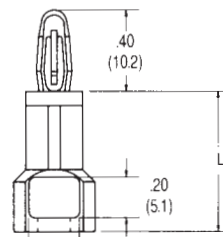
CIRCUIT BOARD SUPPORTS — SNAP RIVET — LOCKING



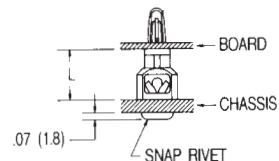
Part No.	Dimension L	
	Inches	(mm)
30421	3/8	(9.5)
30422	7/16	(11.1)
30423	1/2	(12.7)
30424	5/8	(15.9)
30425	3/4	(19.1)
30426	7/8	(22.2)
30427	1	(25.4)



MATERIAL	CODE	RoHS
Nylon	N	YES



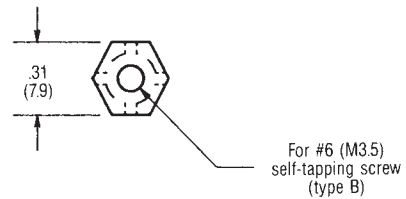
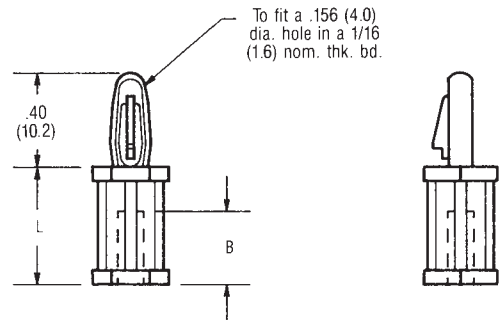

To snap lock in a .156 (4.0) dia hole in a 1/16 (1.6) thk board



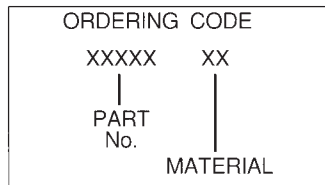
NOTE:
.160 (4.1) dia. hole in chassis required for application

- Selection of proper rivet will accommodate chassis of .025 thru .250 (.7 mm - 6.7 mm)
- Order rivet separately. For Rivet Part No. see page 180
- See Engineering data page 184

CIRCUIT BOARD SUPPORTS — SCREW MOUNTED



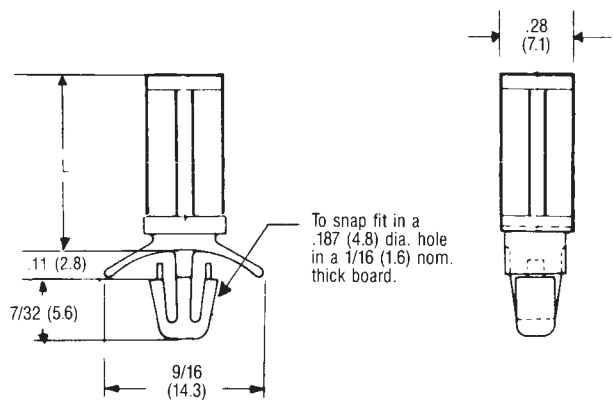
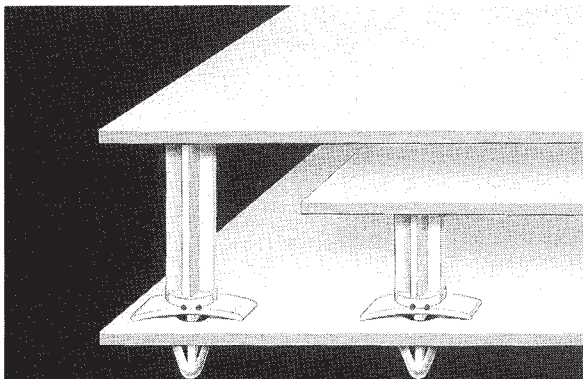
Part No.	Dimension L		Dimension B	
	Inches	(mm)	Inches	(mm)
30428	1/4	(6.4)	13/64	(5.2)
30429	3/8	(9.5)		
30430	1/2	(12.7)		
30431	5/8	(15.9)		
30432	3/4	(19.1)		
30433	7/8	(22.2)	5/16	(7.9)
30434	1	(25.4)		
30435	1-1/8	(28.6)		
30436	1-1/4	(31.8)		
30437	1-13/32	(35.7)		



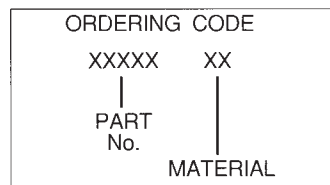
MATERIAL	CODE	RoHS
Nylon	N	YES
Nylon-Flame Ret.	NR	YES

■ See Engineering data page 184

CIRCUIT BOARD SUPPORTS — PUSH SPACERS



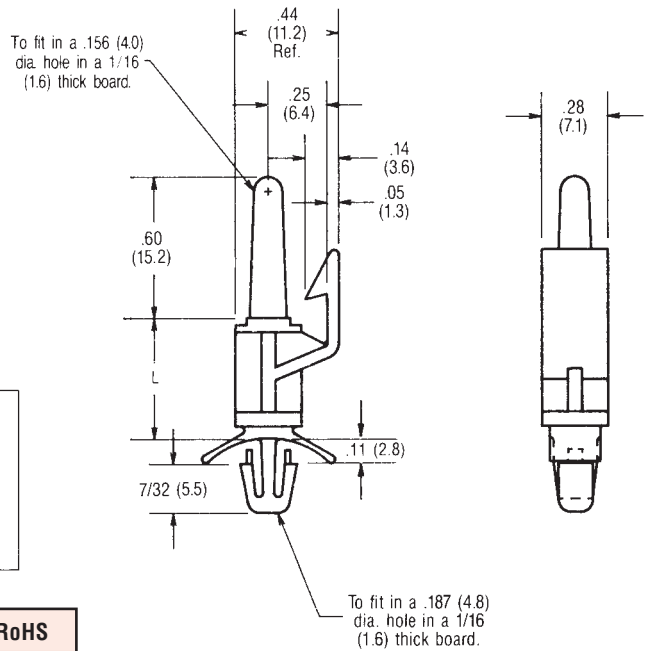

Part No.	Dimension L	
	Inches	(mm)
30438	3/16	(4.8)
30439	1/4	(6.4)
30440	3/8	(9.5)
30441	7/16	(11.1)
30442	1/2	(12.7)
30443	5/8	(15.9)
30444	3/4	(19.1)
30445	7/8	(22.2)



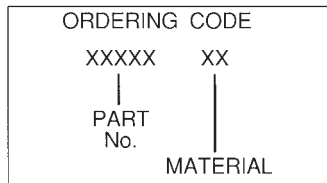
MATERIAL	CODE	RoHS
Nylon	N	YES
Nylon-Flame Ret.	NR	YES

■ Supports heavily loaded PC boards
 ■ See Engineering data page 184

CIRCUIT BOARD SUPPORTS — EDGE HOLDING



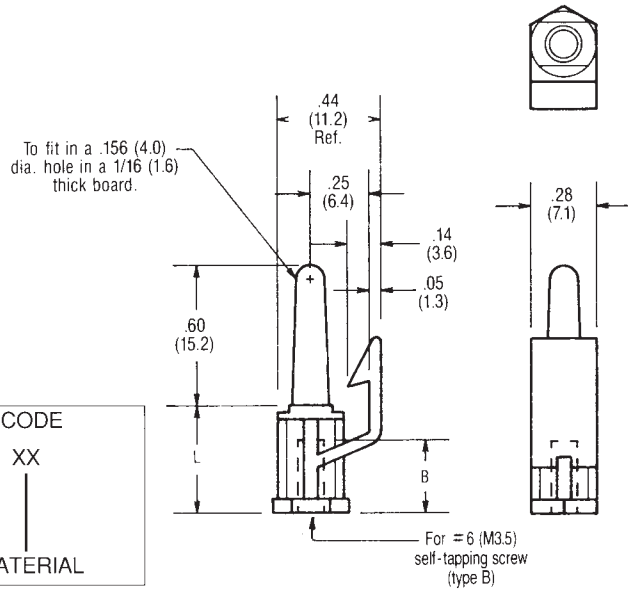
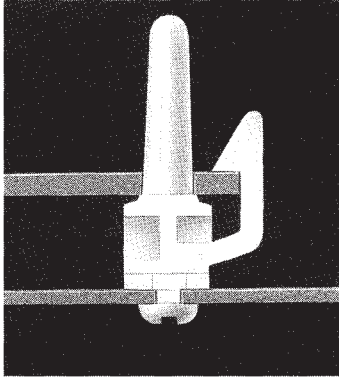
Part No.	Dimension L	
	Inches	(mm)
30452	5/16	(7.9)
30453	3/8	(9.5)
30454	1/2	(12.7)
30455	5/8	(15.9)
30456	3/4	(19.1)
30457	7/8	(22.2)
30458	1	(25.4)



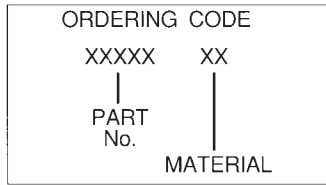
MATERIAL	CODE	RoHS
Nylon	N	YES
Nylon-Flame Ret.	NR	YES

■ See Engineering data page 184

CIRCUIT BOARD SUPPORTS — EDGE HOLDING — SCREWMOUNT



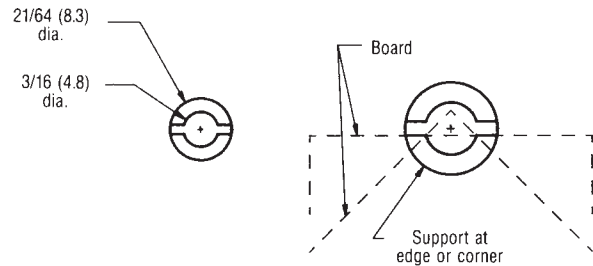

Part No.	Dimension L		Dimension B	
	Inches	(mm)	Inches	(mm)
30459	1/4	(6.4)	13/64	(5.2)
30460	3/8	(9.5)	1/4	(6.4)
30461	1/2	(12.7)		
30462	5/8	(15.9)		
30463	3/4	(19.1)		
30464	7/8	(22.2)		
30465	1	(25.4)		



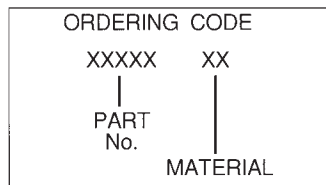
MATERIAL	CODE	RoHS
Nylon	N	YES
Nylon-Flame Ret.	NR	YES

- Mounts with # 6 (M-3.5) self tapping screw
- See Engineering data page 184

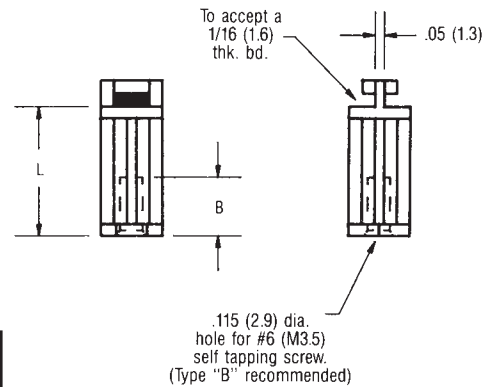
CIRCUIT BOARD SUPPORTS — CORNER / EDGE — SCREWMOUNT



Part No.	Dimension L		Dimension B	
	Inches	(mm)	Inches	(mm)
30466	1/4	(6.4)	13/64	(5.2)
30467	3/8	(9.5)	5/16	(7.9)
30468	1/2	(12.7)		
30469	5/8	(15.9)		
30470	3/4	(19.1)		
30471	7/8	(22.2)		

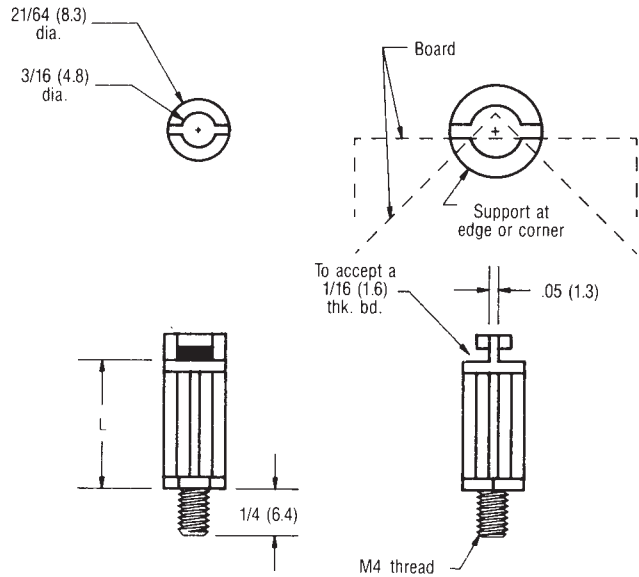



MATERIAL	CODE	RoHS
Nylon	N	YES

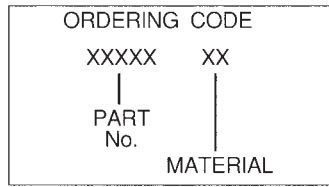


- See Engineering data page 184

CIRCUIT BOARD SUPPORTS — CORNER / EDGE — METRIC THREADED



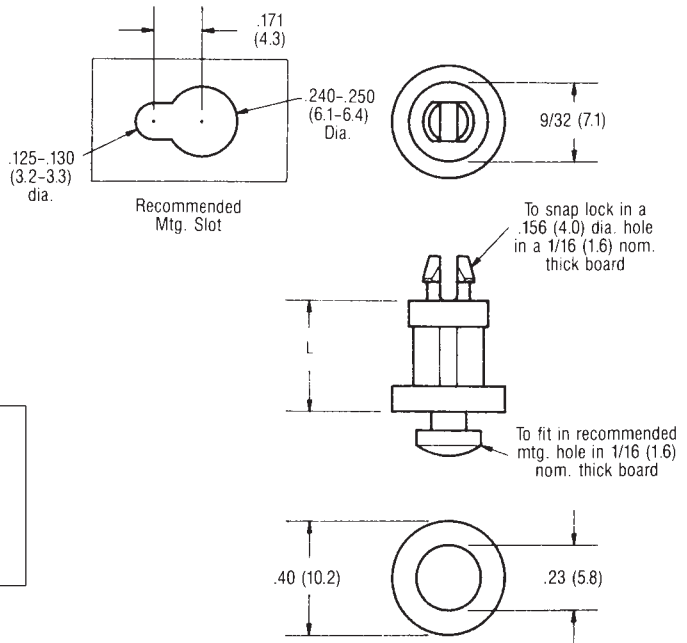

Part No.	Dimension L	
	Inches	(mm)
30472	1/4	(6.4)
30473	3/8	(9.5)
30474	1/2	(12.7)
30475	5/8	(15.9)
30476	3/4	(19.1)
30477	7/8	(22.2)



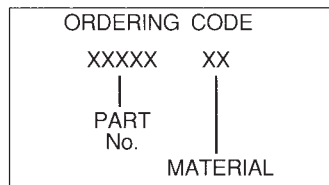
MATERIAL	CODE	RoHS
Nylon	N	YES

- Order metric nut separately. Nut Part No. 30530-N
- See Engineering data page 184

CIRCUIT BOARD SUPPORTS — KEY SLOT — LOCKING




Part No.	Dimension L	
	Inches	(mm)
30478	3/16	(4.8)
30479	1/4	(6.4)
30480	3/8	(9.5)
30481	1/2	(12.7)
30482	5/8	(15.9)
30483	3/4	(19.1)
30484	7/8	(22.2)
30485	1	(25.4)



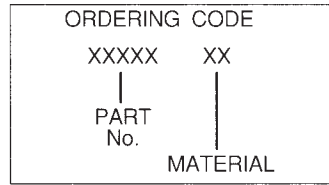
MATERIAL	CODE	RoHS
Nylon	N	YES

- See Engineering data page 184

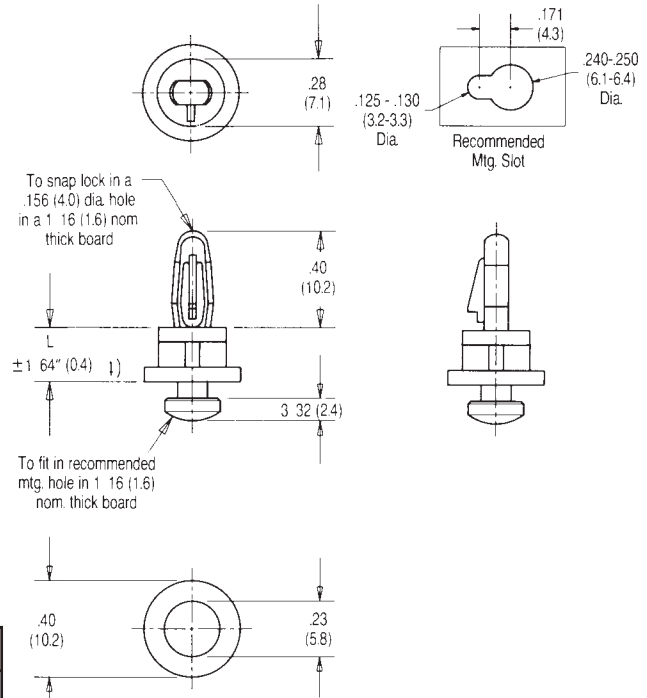
CIRCUIT BOARD SUPPORTS — KEY SLOT — LOCKING BAYONET



Part No.	Dimension L	
	Inches	(mm)
30486	1/8	(3.2)
30487	1/4	(6.4)
30488	3/8	(9.5)
30489	1/2	(12.7)

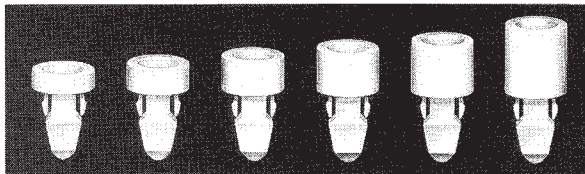


MATERIAL	CODE	RoHS
Nylon	N	YES

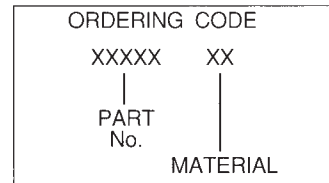


■ See Engineering data page 184

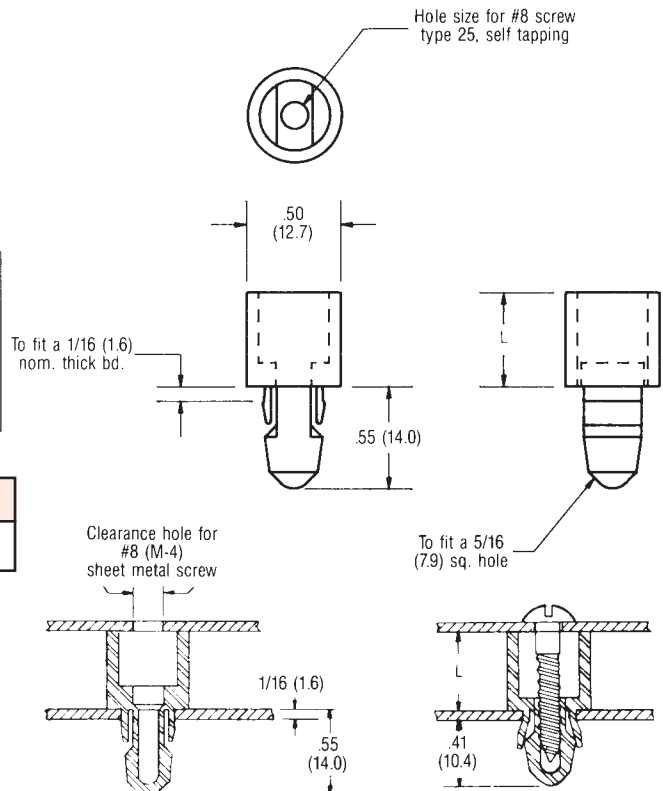
CIRCUIT BOARD SUPPORTS — SPACER NUTS



Part No.	Dimension L	
	Inches	(mm)
30490	1/8	(3.2)
30491	3/16	(4.8)
30492	1/4	(6.4)
30493	5/16	(7.9)
30494	3/8	(9.5)
30495	1/2	(12.7)

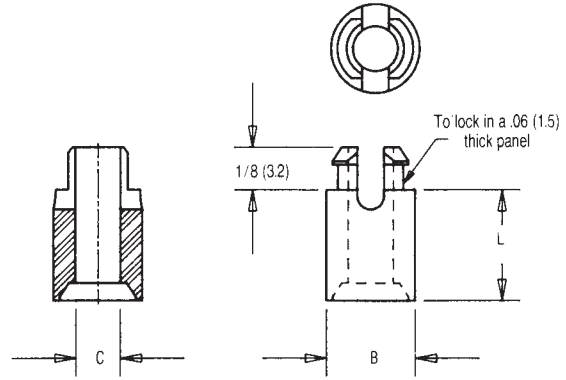



MATERIAL	CODE	RoHS
Polycarbonate	PL	YES

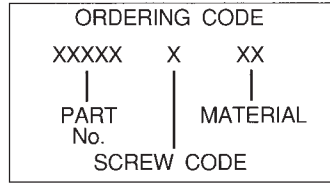


■ See Engineering data page 184

CIRCUIT BOARD SUPPORTS — SELF RETAINING SPACERS STACKING



Part No.	Dimension L	
	Inches	(mm)
30496	1/8	(3.2)
30497	3/16	(4.8)
30498	1/4	(6.4)
30499	5/16	(7.9)
30500	3/8	(9.5)
30501	7/16	(11.1)
30502	1/2	(12.7)
30503	5/8	(15.9)



MATERIAL	CODE	RoHS
Nylon	N	YES

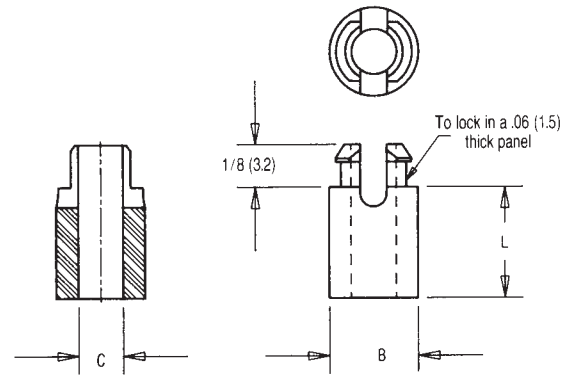

SCREW SIZE	CODE
#4	4
#6	6
#8	8

NOTE: #6 and #8 screw size not available in 1/8 (3.2), 3/16 (4.8) lengths. #4 screw size lengths up to 5/8 (15.9) only

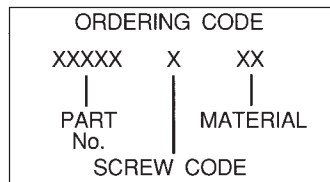
Dimension B Inches (mm)	Dimension C Inches (mm)	Screw Size	Mounting Hole Dia ±.003	
			inch	(mm)
.260 (6.6)	.125 (3.1)	#4	.187	(4.7)
5/16 (7.1)	.153 (3.9)	#6	.234	(5.9)
5/16 (7.1)	.169 (4.3)	#8	.234	(5.9)

■ See Engineering data page 184

CIRCUIT BOARD SUPPORTS — SELF RETAINING SPACERS



Part No.	Dimension L	
	Inches	(mm)
30504	1/8	(3.2)
30505	3/16	(4.8)
30506	1/4	(6.4)
30507	5/16	(7.9)
30508	3/8	(9.5)
30509	1/2	(12.7)
30510	5/8	(15.9)
30511	3/4	(19.1)
30512	7/8	(22.2)
30513	1	(25.4)



MATERIAL	CODE	RoHS
Nylon	N	YES

SCREW SIZE	CODE
#4	4
#6	6
#8	8

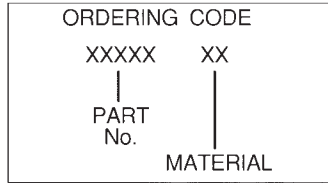
NOTE: #6 and #8 screw size not available in 1/8 (3.2), 3/16 (4.8) lengths.

Dimension B Inches (mm)	Dimension C Inches (mm)	Screw Size	Mounting Hole Dia ±.003	
			inch	(mm)
1/4 (6.3)	.125 (3.1)	#4	.187	(4.7)
9/32 (7.1)	.153 (3.9)	#6	.234	(5.9)
9/32 (7.1)	.169 (4.3)	#8	.234	(5.9)

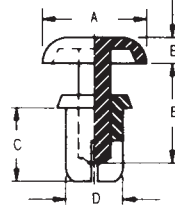
■ See Engineering data page 184

CIRCUIT BOARD SUPPORTS — SNAP RIVETS

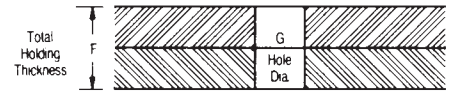
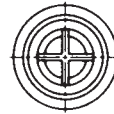
Part No.	Dimension G		Dimension F		Dimension A		Dimension B		Dimension C		Dimension D		Dimension E	
	Inches	(mm)	Inches	(mm)	Inches	(mm)	Inches	(mm)	Inches	(mm)	Inches	(mm)	Inches	(mm)
30514			.098 - .138	(2.5 - 3.5)					.20	(5.0)			.28	(7.0)
30515	.157	(4.0)	.138 - .177	(3.5 - 4.5)	.32	(8.1)	.071	(1.8)	.24	(6.0)	.16	(4.0)		
30516	To	To	.177 - .217	(4.5 - 5.5)					.28	(7.0)			.35	(9.0)
30517	.161	(4.1)	.217 - .256	(5.5 - 6.5)					.31	(8.0)				
30518			.295 - .335	(7.5 - 8.5)					.39	(10.0)			.43	(11.0)



- Press head and legs; lock into position
- Pull head to release
- No tools required
- Color - white
- See Engineering data page 184

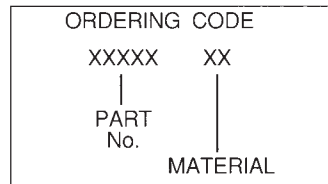


MATERIAL	CODE	RoHS
Nylon-6	N6	YES



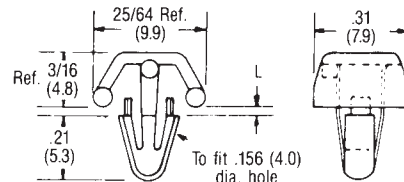
CIRCUIT BOARD SUPPORTS — MOUNTING CAPS

Part No.	NOM. L	
	Inches	(mm)
30519	1/32	(.8)
30520	3/32	(2.4)
30521	5/32	(4.0)
30522	7/32	(5.6)
30523	9/32	(7.1)
30524	11/32	(8.7)
30525	13/32	(10.3)
30526	15/32	(11.9)
30527	17/32	(13.5)



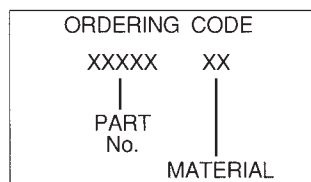
MATERIAL	CODE	RoHS
Nylon	N	YES

- Installs without tools
- Barbed arrow locks securely
- For applications where metal screws or rivets cannot be used
- Releasable from underside of board
- See Engineering data page 184



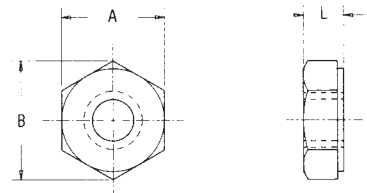
CIRCUIT BOARD SUPPORTS — HEX NUTS

Part No.	Dimension A		Dimension B		Dimension L		THREAD
	Inches	(mm)	Inches	(mm)	Inches	(mm)	
30528	.30	(7.6)	.35	(8.9)	.12	(3.0)	6-32
30529	.33	(8.4)	.38	(9.7)	.13	(3.3)	8-32
30530	.27	(6.9)	5/16	(7.9)	.12	(3.0)	M4

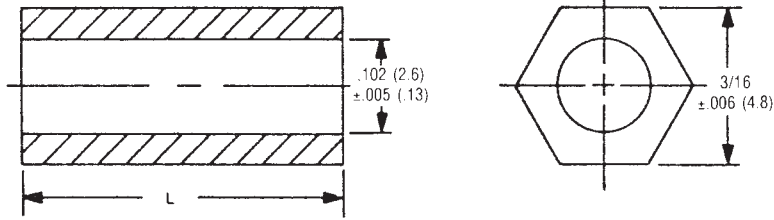


MATERIAL	CODE	RoHS
Nylon	N	YES

- See Engineering data page 184

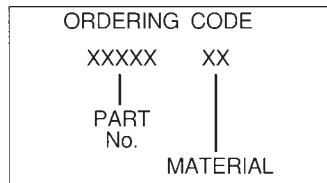


CIRCUIT BOARD SUPPORTS — 3/16 HEX CPVC SPACERS



For #4 Screw

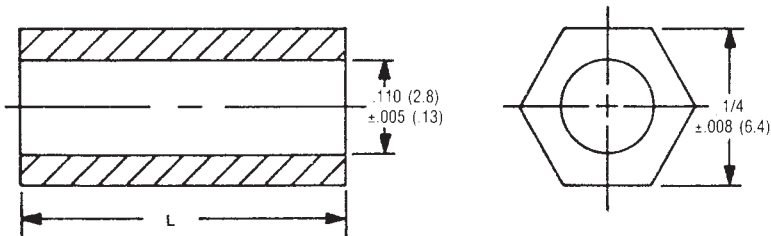
Part No.	Dimension L	
	Inches	(mm)
30531	3/8	(9.5)
30532	1/2	(12.7)
30533	5/8	(15.9)
30534	3/4	(19.1)
30535	7/8	(22.2)
30536	1	(25.4)
30537	1-1/4	(31.8)
30538	1-1/2	(38.1)
30539	1-3/4	(44.5)
30540	2	(50.8)



MATERIAL	CODE	RoHS
CPVC	CP	YES

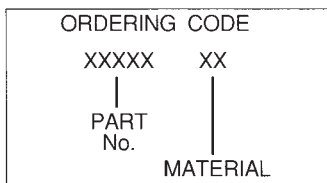
- Self extinguishing
- Low moisture absorption
- Chemical resistant
- UL 94 V-O rated material
- Mount with self tapping screws
- See Engineering data page 184

CIRCUIT BOARD SUPPORTS — 1/4 HEX CPVC SPACERS



For #6 Screw

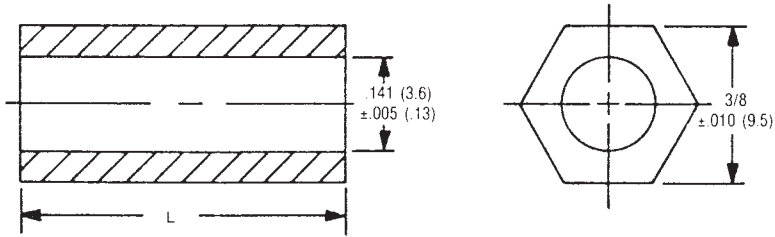
Part No.	Dimension L	
	Inches	(mm)
30541	1/2	(12.7)
30542	5/8	(15.9)
30543	3/4	(19.1)
30544	7/8	(22.2)
30545	1	(25.4)
30546	1-1/4	(31.8)
30547	1-1/2	(38.1)
30548	1-3/4	(44.5)
30549	2	(50.8)



MATERIAL	CODE	RoHS
CPVC	CP	YES

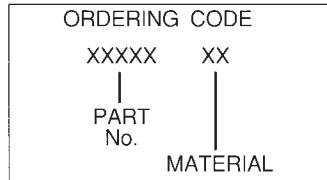
- Self extinguishing
- Low moisture absorption
- Chemical resistant
- UL 94 V-O rated material
- Mount with self tapping screws
- See Engineering data page 184

CIRCUIT BOARD SUPPORTS — 3/8 HEX CPVC SPACERS



For #8 Screw

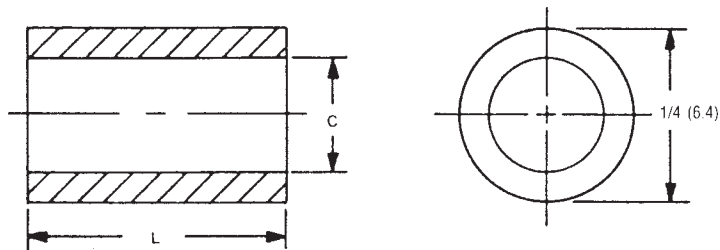
Part No.	Dimension L	
	Inches	(mm)
30550	5/8	(15.9)
30551	3/4	(19.1)
30552	7/8	(22.2)
30553	1	(25.4)
30554	1-1/4	(31.8)
30555	1-1/2	(38.1)
30556	1-3/4	(44.5)
30557	2	(50.8)
30558	2-1/4	(57.2)
30559	2-1/2	(63.5)
30560	2-3/4	(69.9)
30561	3	(76.2)



- Self extinguishing
- Low moisture absorption
- Chemical resistant
- UL 94 V-O rated material
- Mount with self tapping screws
- See Engineering data page 184

MATERIAL	CODE	RoHS
CPVC	CP	YES

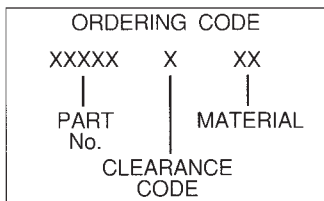
CIRCUIT BOARD SUPPORTS — 1/4 ROUND CPVC SPACERS



Part No.	Dimension L	
	Inches	(mm)
30562	1/4	(6.4)
30563	3/8	(9.5)
30564	1/2	(12.7)
30565	5/8	(15.9)
30566	3/4	(19.1)
30567	1	(25.4)
30568	1-1/4	(31.8)
30569	1-1/2	(38.1)
30570	1-3/4	(44.5)
30571	2	(50.8)
30572	2-1/4	(57.2)
30573	2-1/2	(63.5)
30574	2-3/4	(69.9)
30575	3	(76.2)

HOLE CLEARANCE	CODE
±.007 (1.0)	CODE
.120 (3.1)	4 (M2.6)
.147 (3.7)	6 (M3)
.175 (4.5)	8 (M4)

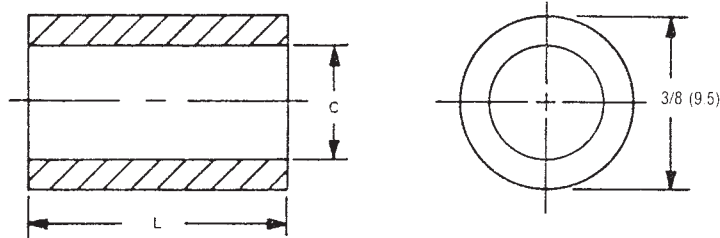
NOTE: .120 (3.1) and .147 (3.7) not available over 2 (50.8) inches (mm).



- High dielectric strength
- UL 94 V-O rated material
- See Engineering data page 184

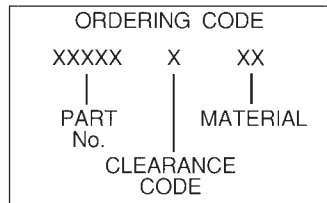
MATERIAL	CODE	RoHS
CPVC	CP	YES

CIRCUIT BOARD SUPPORTS — 3/8 ROUND CPVC SPACERS



Part No.	Dimension L	
	Inches	(mm)
30576	1/4	(6.4)
30577	3/8	(9.5)
30578	1/2	(12.7)
30579	5/8	(15.9)
30580	3/4	(19.1)
30581	1	(25.4)
30582	1-1/4	(31.8)
30583	1-1/2	(38.1)
30584	1-3/4	(44.5)
30585	2	(50.8)
30586	2-1/4	(57.2)
30587	2-1/2	(63.5)
30588	2-3/4	(69.9)
30589	3	(76.2)

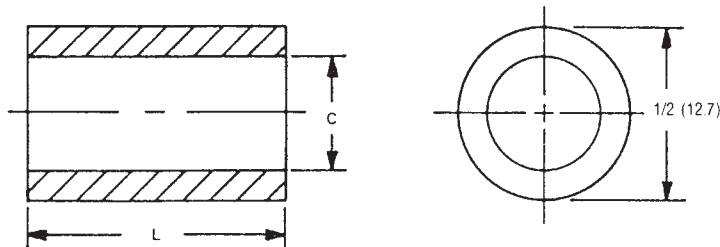
HOLE CLEARANCE	CODE
±.007 (1.0)	CODE
.175 (4.5)	8 (M4)
.200 (5.1)	10 (M4.5)



MATERIAL	CODE	RoHS
CPVC	CP	YES

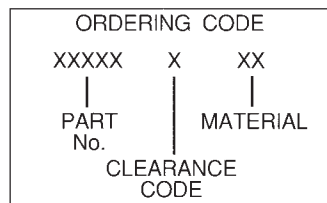
- High dielectric strength
- UL 94 V-O rated material
- See Engineering data page 184

CIRCUIT BOARD SUPPORTS — 1/2 ROUND CPVC SPACERS



Part No.	Dimension L	
	Inches	(mm)
30590	1/4	(6.4)
30591	1/2	(12.7)
30592	3/4	(19.1)
30593	1	(25.4)
30594	1-1/4	(31.8)
30595	1-1/2	(38.1)
30596	1-3/4	(44.5)
30597	2	(50.8)
30598	2-1/4	(57.2)
30599	2-1/2	(63.5)
30600	2-3/4	(69.9)
30601	3	(76.2)

HOLE CLEARANCE	CODE
±.007 (1.0)	CODE
.266 (6.8)	25 (M6)
.397 (10.1)	38 (M9)



MATERIAL	CODE	RoHS
CPVC	CP	YES

- High dielectric strength
- UL 94 V-O rated material
- See Engineering data page 184

CIRCUIT BOARD SUPPORTS — ENGINEERING DATA

		ASTM Method	Units	N Nylon 66	PC Polycarbonate	NR Nylon 66 Flame Retardant	NG Nylon 66 General Purpose	CP CPVC	N6 Nylon-6
MECHANICAL	TENSILE STRENGTH AT YIELD	D 638	psi	9,000	9,500	5,500	8,100	7,300	11,376
	ELONGATION AT BREAK	D 638	%	200	110	75	180	N.R.	160
	FLEXURAL MODULUS	D 790	psi	190,000	340,000	200,000	171,000	337,000	398,160
	IZOD IMPACT	D 256	ft.lb/in	3.0	12-16	1.7	2.7	7.5	N.R.
THERMAL	DEFLECTION TEMPERATURE 66 psi	D 648	°F	430	280	400	387	N.R.	345
	DEFLECTION TEMPERATURE 264 psi	D 648	°F	160	260	160	144	205	150
MISCELLANEOUS	DIELECTRIC STRENGTH	D 149	V/mil	550	380	560	495	N.R.	500
	UL YELLOW CARD FILE			E70062	E121562	E70062	N.R.	N.R.	E47924
	UL FLAMMABILITY (OXYGEN INDEX)	UL-94 D 2863	%O ₂	V-2 .028 (30)	V-2 .058 (25)	V-0 .028 (31)	N.R. (N.R.)	N.R. (N.R.)	V-2 .028 (N.R.)
	TEMP. INDEX MECH W/IMP WO/IMP	UL-746B	°C	75 .028 85	115 .058 125	65 .028 95	N.R.	N.R.	65 .028 65

NYLON STORAGE GUIDELINES:

For optimum performance, all nylon materials require storage at 73° F with 50% relative humidity in sealed bags. Packaging initially provides nylon products treated to a minimum of 2.0% moisture.

ENGINEERING DATA ON THIS PAGE APPLY ONLY TO CATALOG PAGES 156 THRU 183

<p>Double Coated Urethane Foam Tape This tape is a high density, flexible polyurethane foam, coated on both sides with pressure-sensitive acrylic adhesive. U.L. Card File E93368</p>	<p>Physical Properties Density 30 lbs/ft³ Water penetration rate (% volume); 2.00 max. Solvent resistance, after 24 hr. immersion</p> <table style="width: 100%; border: none;"> <tr> <td style="width: 30%;">Toluene</td> <td>Foam swelling, adhesive weakening</td> </tr> <tr> <td>JP-4</td> <td>Slight foam swelling, adhesive softened</td> </tr> <tr> <td>Petrol</td> <td>Some foam swelling, adhesive softened</td> </tr> <tr> <td>Heptane</td> <td>Slight foam swelling, adhesive softened</td> </tr> <tr> <td>Laquer thinner</td> <td>Considerable foam swelling, adhesive softened and partially dissolved</td> </tr> <tr> <td>Perchloroethylene</td> <td>Some foam swelling, adhesive softened</td> </tr> <tr> <td>Motor oil</td> <td>No effect</td> </tr> </table>	Toluene	Foam swelling, adhesive weakening	JP-4	Slight foam swelling, adhesive softened	Petrol	Some foam swelling, adhesive softened	Heptane	Slight foam swelling, adhesive softened	Laquer thinner	Considerable foam swelling, adhesive softened and partially dissolved	Perchloroethylene	Some foam swelling, adhesive softened	Motor oil	No effect	<p>Adhesive Properties</p> <table style="width: 100%; border: none;"> <tr><td>Polyethylene</td><td>Excellent</td></tr> <tr><td>Polypropylene</td><td>Excellent</td></tr> <tr><td>Acrylic</td><td>Excellent</td></tr> <tr><td>ABS</td><td>Excellent</td></tr> <tr><td>Polystyrene</td><td>Excellent</td></tr> <tr><td>Other plastics</td><td>Excellent</td></tr> <tr><td>Anodized aluminum</td><td>Excellent</td></tr> <tr><td>Stainless steel</td><td>Excellent</td></tr> <tr><td>Other metal surfaces</td><td>Excellent</td></tr> </table> <p>Note: Foam splits upon removal.</p>	Polyethylene	Excellent	Polypropylene	Excellent	Acrylic	Excellent	ABS	Excellent	Polystyrene	Excellent	Other plastics	Excellent	Anodized aluminum	Excellent	Stainless steel	Excellent	Other metal surfaces	Excellent
Toluene	Foam swelling, adhesive weakening																																	
JP-4	Slight foam swelling, adhesive softened																																	
Petrol	Some foam swelling, adhesive softened																																	
Heptane	Slight foam swelling, adhesive softened																																	
Laquer thinner	Considerable foam swelling, adhesive softened and partially dissolved																																	
Perchloroethylene	Some foam swelling, adhesive softened																																	
Motor oil	No effect																																	
Polyethylene	Excellent																																	
Polypropylene	Excellent																																	
Acrylic	Excellent																																	
ABS	Excellent																																	
Polystyrene	Excellent																																	
Other plastics	Excellent																																	
Anodized aluminum	Excellent																																	
Stainless steel	Excellent																																	
Other metal surfaces	Excellent																																	
<p>Characteristics</p> <ol style="list-style-type: none"> The adhesive's aggressiveness permits tape to be applied to rough surfaces with only enough pressure for maximum contact. The long aging adhesive is suitable for permanent bonding. Best surface adhesion is attained when application temp. range is between 70°-120°F (20°-50°C). Application at slightly lower temperature range is possible if initial holding power is not critical. Once applied, adhesion is not effected by lower temperature. Tape will hold for extended periods of time at temperatures of 200°F (95°C) or slightly higher. 	<p>Proper Application</p> <ol style="list-style-type: none"> Max. recommended static loading at the adhesive surface is 1/4 pound per sq. in. of tape. Remove dirt, wax, dust, soap, or oil from contact surface. Apply to relatively flat surface on glass, metal, wood, tile, plastic, etc. Do not use on fabric, coarse concrete, loose paint, or rough wallpaper. Do not touch adhesive. Remove liner. Place article in desired position and press firmly to insure good adhesive contact. Do not attempt to reposition article. If possible, allow overnight dwell before loading. 																																	

Raw Material Specification/Disclaimer of Warranty: These Raw Material Specifications shall not be construed as creating an express warranty of description. The specifications are approximate and intended to serve only as guides and not as the basis of any sale, agreement or contract of any goods sold by RAF.

RAF reserves the right to change the raw material on any of its goods contained in this catalog without notice to any buyer. Further, these Raw Material Specifications have been provided by the manufacturer and RAF does not warrant their accuracy.

TOLERANCES (For pages 156-183 only)

Tolerances, unless otherwise noted, are .xx and metric equivalent ±.01 (.25); fractions and metric equivalent ±1/64 (.4).

SPECIFICATIONS

Specifications listed in this catalog are functional only. RAF reserves the right to make changes in the specifications of its products at any time without notice.

CROSS REFERENCE AND INDEX

ESSENTRA - RAF

ESSENTRA PART NUMBER	RAF PART NUMBER	PAGE NUMBER	ESSENTRA PART NUMBER	RAF PART NUMBER	PAGE NUMBER	ESSENTRA PART NUMBER	RAF PART NUMBER	PAGE NUMBER
BHC-3-01	30305-N	167	CBS-TF-12-01	30253-N	154	CBS-TMM-10-01	30217-N	164
BHC-4-01	30306-N	167	CBS-TF-14-01	30254-N	154	CBS-TMM-12-01	30218-N	164
BHC-6-01	30307-N	167	CBS-TF-16-01	30255-N	164	CBS-TMM-14-01	30219-N	164
BHC-8-01	30308-N	167				CBS-TMM-16-01	30220-N	164
BHC-10-01	30309-N	167	CBS-TF-6-19	30250-NR	164			
BHC-12-01	30310-N	167	CBS-TF-8-19	30251-NR	164	CBS-TMM-4-19	30214-NR	164
BHC-14-01	30311-N	167	CBS-TF-10-19	30252-NR	164	CBS-TMM-6-19	30215-NR	164
			CBS-TF-12-19	30253-NR	164	CBS-TMM-8-19	30216-NR	164
BHDL-4-01	30320-N	168	CBS-TF-14-19	30254-NR	164	CBS-TMM-10-19	30217-NR	164
BHDL-6-01	30321-N	168	CBS-TF-16-19	30255-NR	164	CBS-TMM-12-19	30218-NR	164
BHDL-8-01	30322-N	168				CBS-TMM-14-19	30219-NR	164
BHDL-10-01	30323-N	168	CBS-TFM-6-01	30244-N	164	CBS-TMM-16-19	30220-NR	164
BHDL-12-01	30324-N	168	CBS-TFM-8-01	30245-N	164			
BHDL-14-01	30325-N	168	CBS-TFM-10-01	30246-N	164	CBSB-3-01A-RT	30134-N	158
			CBS-TFM-12-01	30247-N	164	CBSB-4-01A-RT	30135-N	158
BHFL-6-01	30326-N	168	CBS-TFM-14-01	30248-N	164	CBSB-6-01A-RT	30136-N	158
BHFL-7-01	30327-N	168	CBS-TFM-16-01	30249-N	164	CBSB-8-01A-RT	30137-N	158
BHFL-8-01	30328-N	168				CBSB-10-01A-RT	30138-N	158
BHFL-10-01	30329-N	168	CBS-TFM-6-19	30244-NR	164	CBSB-12-01A-RT	30139-N	158
BHFL-12-01	30330-N	168	CBS-TFM-8-19	30245-NR	164	CBSB-14-01A-RT	30140-N	158
BHFL-14-01	30331-N	168	CBS-TFM-10-19	30246-NR	164	CBSB-16-01A-RT	30141-N	158
			CBS-TFM-12-19	30247-NR	164	CBSB-18-01A-RT	30142-N	158
BHL-3-01	30312-N	167	CBS-TFM-14-19	30248-NR	164			
BHL-4-01	30313-N	167	CBS-TFM-16-19	30248-NR	164	CBSS-8-01	30210-N	163
BHL-6-01	30314-N	167				CBSS-10-01	30211-N	163
BHL-7-01	30315-N	167	CBS-TM-4-01	30228-N	164	CBSS-12-01	30212-N	163
BHL-8-01	30316-N	167	CBS-TM-6-01	30229-N	164	CBSS-14-01	30213-N	163
BHL-10-01	30317-N	167	CBS-TM-8-01	30230-N	164			
BHL-12-01	30318-N	167	CBS-TM-10-01	30231-N	164	CBSS-8-19	30210-NR	163
BHL-14-01	30319-N	167	CBS-TM-12-01	30232-N	164	CBSS-10-19	30211-NR	163
			CBS-TM-14-01	30233-N	164	CBSS-12-19	30212-NR	163
CBS-3-01	30113-N	156	CBS-TM-16-01	30234-N	164	CBSS-14-19	30213-NR	163
CBS-4-01	30114-N	156	CBS-TM-18-01	30235-N	164			
CBS-6-01	30115-N	156	CBS-TM-20-01	30236-N	164	CRLCBSR-3-49	30204-NG	163
CBS-8-01	30116-N	156	CBS-TM-22-01	30237-N	164	CRLCBSR-4-49	30205-NG	163
CBS-10-01	30117-N	156				CRLCBSR-5-49	30206-NG	163
CBS-12-01	30118-N	156	CBS-TM-4-19	30228-NR	164	CRLCBSR-6-49	30207-NG	163
CBS-14-01	30119-N	156	CBS-TM-6-19	30229-NR	164	CRLCBSR-8-49	30208-NG	163
			CBS-TM-8-19	30230-NR	164	CRLCBSR-12-49	30209-NG	163
CBS-3-19	30113-NR	156	CBS-TM-10-19	30231-NR	164			
CBS-4-19	30114-NR	156	CBS-TM-12-19	30232-NR	164	DLCBS-3-01	30120-5-N	157
CBS-6-19	30115-NR	156	CBS-TM-14-19	30233-NR	164	DLCBS-4-01	30121-5-N	157
CBS-8-19	30116-NR	156	CBS-TM-16-19	30234-NR	164	DLCBS-6-01	30122-5-N	157
CBS-10-19	30117-NR	156	CBS-TM-18-19	30235-NR	164	DLCBS-8-01	30123-5-N	157
CBS-12-19	30118-NR	156	CBS-TM-20-19	30236-NR	164	DLCBS-10-01	30124-5-N	157
CBS-14-19	30119-NR	156	CBS-TM-22-19	30237-NR	164	DLCBS-12-01	30125-5-N	157
						DLCBS-14-01	30126-5-N	157
CBS-TF-6-01	30250-N	154	CBS-TMM-4-01	30214-N	164			
CBS-TF-8-01	30251-N	154	CBS-TMM-6-01	30215-N	164	DLCBS-3-19	30120-5-NR	157
CBS-TF-10-01	30252-N	154	CBS-TMM-8-01	30216-N	164	DLCBS-4-19	30121-5-NR	157



CROSS REFERENCE AND INDEX

ESSENTRA - RAF

ESSENTRA PART NUMBER	RAF PART NUMBER	PAGE NUMBER	ESSENTRA PART NUMBER	RAF PART NUMBER	PAGE NUMBER	ESSENTRA PART NUMBER	RAF PART NUMBER	PAGE NUMBER
DLCBS-6-19	30122-5-NR	157	HMSP-TM-2-01	30397-N	172	KSLBN-8-01	30489-N	178
DLCBS-8-19	30123-5-NR	157	HMSP-TM-3-01	30398-N	172			
DLCBS-10-19	30124-5-NR	157	HMSP-TM-4-01	30399-N	172	KSLSP 1-3-01	30478-N	177
DLCBS-12-19	30125-5-NR	157	HMSP-TM-6-01	30400-N	172	KSLSP 1-4-01	30479-N	177
DLCBS-14-19	30126-5-NR	157	HMSP-TM-8-01	30401-N	172	KSLSP 1-6-01	30480-N	177
			HMSP-TM-10-01	30402-N	172	KSLSP 1-8-01	30481-N	177
DLCBS2-3-01	30120-9-N	157	HMSP-TM-12-01	30403-N	172	KSLSP 1-10-01	30482-N	177
DLCBS2-4-01	30121-9-N	157	HMSP-TM-14-01	30404-N	172	KSLSP 1-12-01	30483-N	177
DLCBS2-6-01	30122-9-N	157				KSLSP 1-14-01	30484-N	177
DLCBS2-8-01	30123-9-N	157	HN#6-32-01	30528-N	180	KSLSP 1-16-01	30485-N	177
DLCBS2-10-01	30124-9-N	157	HN#8-32-01	30529-N	180			
DLCBS2-12-01	30125-9-N	157	HN-M4-01	30530-N	180	LCBS-3-01	30100-N	156
DLCBS2-14-01	30126-9-N	157				LCBS-4-01	30101-N	156
			HS-4-3	30531-CP	181	LCBS-5-01	30102-N	156
DLCBS2-3-19	30120-9-NR	157	HS-4-4	30532-CP	181	LCBS-6-01	30103-N	156
DLCBS2-4-19	30121-9-NR	157	HS-4-5	30533-CP	181	LCBS-7-01	30104-N	156
DLCBS2-6-19	30122-9-NR	157	HS-4-6	30534-CP	181	LCBS-8-01	30105-N	156
DLCBS2-8-19	30123-9-NR	157	HS-4-7	30535-CP	181	LCBS-10-01	30106-N	156
DLCBS2-10-19	30124-9-NR	157	HS-4-8	30536-CP	181	LCBS-12-01	30107-N	156
DLCBS2-12-19	30125-9-NR	157	HS-4-10	30537-CP	181	LCBS-14-01	30108-N	156
DLCBS2-14-19	30126-9-NR	157	HS-4-12	30538-CP	181	LCBS-16-01	30109-N	156
			HS-4-14	30539-CP	181	LCBS-18-01	30110-N	156
DLCBSM-3-01	30285-N	166	HS-4-16	30540-CP	181	LCBS-20-01	30111-N	156
DLCBSM-4-01	30286-N	166				LCBS-22-01	30112-N	156
DLCBSM-5-01	30287-N	166	HS-6-4	30541-CP	181			
DLCBSM-6-01	30288-N	166	HS-6-5	30542-CP	181	LCBS-3-19	30100-NR	156
DLCBSM-7-01	30289-N	166	HS-6-6	30543-CP	181	LCBS-4-19	30101-NR	156
DLCBSM-8-01	30290-N	166	HS-6-7	30544-CP	181	LCBS-5-19	30102-NR	156
DLCBSM-9-01	30291-N	166	HS-6-8	30545-CP	181	LCBS-6-19	30103-NR	156
DLCBSM-10-01	30292-N	166	HS-6-10	30546-CP	181	LCBS-7-19	30104-NR	156
			HS-6-12	30547-CP	181	LCBS-8-19	30105-NR	156
EHCBS-5-01	30452-N	175	HS-6-14	30548-CP	181	LCBS-10-19	30106-NR	156
EHCBS-6-01	30453-N	175	HS-6-16	30549-CP	181	LCBS-12-19	30107-NR	156
EHCBS-8-01	30454-N	175				LCBS-14-19	30108-NR	156
EHCBS-10-01	30455-N	175	HS-8-5	30550-CP	182	LCBS-16-19	30109-NR	156
EHCBS-12-01	30456-N	175	HS-8-6	30551-CP	182	LCBS-18-19	30110-NR	156
EHCBS-14-01	30457-N	175	HS-8-7	30552-CP	182	LCBS-20-19	30111-NR	156
EHCBS-16-01	30458-N	175	HS-8-8	30553-CP	182	LCBS-22-19	30112-NR	156
			HS-8-10	30554-CP	182			
EHCBS-5-19	30452-NR	175	HS-8-12	30555-CP	182			
EHCBS-6-19	30453-NR	175	HS-8-14	30556-CP	182			
EHCBS-8-19	30454-NR	175	HS-8-16	30557-CP	182			
EHCBS-10-19	30455-NR	175	HS-8-18	30558-CP	182			
EHCBS-12-19	30456-NR	175	HS-8-20	30559-CP	182			
EHCBS-14-19	30457-NR	175	HS-8-22	30560-CP	182			
EHCBS-16-19	30458-NR	175	HS-8-24	30561-CP	182			
HLCBS-7-01	30332-N	169	KSLBN-2-01	30486-N	178			
HLCBS-10-01	30333-N	169	KSLBN-4-01	30487-N	178			
HLCBS-14-01	30334-N	169	KSLBN-6-01	30488-N	178			



CROSS REFERENCE AND INDEX

ESSENTRA - RAF

ESSENTRA PART NUMBER	RAF PART NUMBER	PAGE NUMBER	ESSENTRA PART NUMBER	RAF PART NUMBER	PAGE NUMBER	ESSENTRA PART NUMBER	RAF PART NUMBER	PAGE NUMBER
LCBS-L-5-01	30160-N	159	LCBSM-2-01	30276-N	165	LNCBS-10-01	30131-N	157
			LCBSM-3-01	30277-N	165	LNCBS-12-01	30132-N	157
LCBS-TF-6-01	30256-N	164	LCBSM-4-01	30278-N	165	LNCBS-14-01	30133-N	157
LCBS-TF-8-01	30257-N	164	LCBSM-5-01	30279-N	165			
LCBS-TF-10-01	30258-N	164	LCBSM-6-01	30280-N	165	LNCBS-3-19	30127-NR	157
LCBS-TF-12-01	30259-N	164	LCBSM-7-01	30281-N	165	LNCBS-4-19	30128-NR	157
LCBS-TF-14-01	30260-N	164	LCBSM-8-01	30282-N	165	LNCBS-6-19	30129-NR	157
LCBS-TF-16-01	30261-N	164	LCBSM-9-01	30283-N	165	LNCBS-8-19	30130-NR	157
			LCBSM-10-01	30281-N	165	LNCBS-10-19	30131-NR	157
						LNCBS-12-19	30132-NR	157
LCBS-TF-6-19	30256-NR	164	LCCBS-TM-6-01	30238-N	164	LNCBS-14-19	30133-NR	157
LCBS-TF-8-19	30257-NR	164	LCCBS-TM-8-01	30239-N	164			
LCBS-TF-10-19	30258-NR	164	LCCBS-TM-10-01	30240-N	164	MB-1-156-01	30519-N	180
LCBS-TF-12-19	30259-NR	164	LCCBS-TM-12-01	30241-N	164	MB-3-156-01	30520-N	180
LCBS-TF-14-19	30260-NR	164	LCCBS-TM-14-01	30242-N	164	MB-5-156-01	30521-N	180
LCBS-TF-16-19	30261-NR	164	LCCBS-TM-16-01	30243-N	164	MB-7-156-01	30522-N	180
						MB-9-156-01	30523-N	180
LCBS-TM-4-01	30221-N	164	LCCBS-TM-6-19	30238-NR	164	MB-11-156-01	30524-N	180
LCBS-TM-6-01	30222-N	164	LCCBS-TM-8-19	30239-NR	164	MB-13-156-01	30525-N	180
LCBS-TM-8-01	30223-N	164	LCCBS-TM-10-19	30240-NR	164	MB-15-156-01	30526-N	180
LCBS-TM-10-01	30224-N	164	LCCBS-TM-12-19	30241-NR	164	MB-17-156-01	30527-N	180
LCBS-TM-12-01	30225-N	164	LCCBS-TM-14-19	30242-NR	164			
LCBS-TM-14-01	30226-N	164	LCCBS-TM-16-19	30243-NR	164	MSCEHCBS-4-01	30472-N	177
LCBS-TM-16-01	30227-N	164				MSCEHCBS-6-01	30473-N	177
			LCCBS-TF-9-01	30262-N	164	MSCEHCBS-8-01	30474-N	177
LCBS-TM-4-19	30221-NR	164	LCCBS-TF-10-01	30263-N	164	MSCEHCBS-10-01	30475-N	177
LCBS-TM-6-19	30222-NR	164	LCCBS-TF-12-01	30264-N	164	MSCEHCBS-12-01	30476-N	177
LCBS-TM-8-19	30223-NR	164	LCCBS-TF-14-01	30265-N	164	MSCEHCBS-14-01	30477-N	177
LCBS-TM-10-19	30224-NR	164	LCCBS-TF-16-01	30266-N	164			
LCBS-TM-12-19	30225-NR	164				MSP-2-01	30348-N	170
LCBS-TM-14-19	30226-NR	164	LCCBS-TF-9-19	30262-NR	164	MSP-3-01	30349-N	170
LCBS-TM-16-19	30227-NR	164	LCCBS-TF-10-19	30263-NR	164	MSP-4-01	30350-N	170
			LCCBS-TF-12-19	30264-NR	164	MSP-5-01	30351-N	170
LCBSB-3-01A-RT	30143-N	158	LCCBS-TF-14-19	30265-NR	164	MSP-6-01	30352-N	170
LCBSB-4-01A-RT	30144-N	158	LCCBS-TF-16-19	30266-NR	164	MSP-7-01	30353-N	170
LCBSB-6-01A-RT	30145-N	158				MSP-8-01	30354-N	170
LCBSB-8-01A-RT	30146-N	158	LMSP-2-01	30170-N	160	MSP-9-01	30355-N	170
LCBSB-10-01A-RT	30147-N	158	LMSP-3-01	30171-N	160	MSP-10-01	30356-N	170
LCBSB-12-01A-RT	30148-N	158	LMSP-4-01	30172-N	160	MSP-12-01	30357-N	170
LCBSB-14-01A-RT	30149-N	158	LMSP-5-01	30173-N	160	MSP-14-01	30358-N	170
LCBSB-16-01A-RT	30150-N	158	LMSP-6-01	30174-N	160	MSP-16-01	30359-N	170
LCBSB-18-01A-RT	30151-N	158	LMSP-8-01	30175-N	160	MSP-18-01	30360-N	170
			LMSP-10-01	30176-N	160	MSP-20-01	30361-N	170
LCBSBM-3-01A-RT	30152-N	159	LMSP-12-01	30177-N	160	MSP-22-01	30362-N	170
LCBSBM-4-01A-RT	30153-N	159	LMSP-14-01	30178-N	160	MSP-24-01	30363-N	170
LCBSBM-5-01A-RT	30154-N	159				MSPE-3-01	30379-N	171
LCBSBM-6-01A-RT	30155-N	159	LNCBS-3-01	30127-N	157	MSPE-4-01	30380-N	171
LCBSBM-7-01A-RT	30156-N	159	LNCBS-4-01	30128-N	157	MSPE-5-01	30381-N	171
LCBSBM-8-01A-RT	30157-N	159	LNCBS-6-01	30129-N	157	MSPE-6-01	30382-N	171
LCBSBM-9-01A-RT	30158-N	159	LNCBS-8-01	30130-N	157			
LCBSBM-10-01A-RT	30159-N	159						



CROSS REFERENCE AND INDEX

ESSENTRA - RAF

ESSENTRA PART NUMBER	RAF PART NUMBER	PAGE NUMBER	ESSENTRA PART NUMBER	RAF PART NUMBER	PAGE NUMBER	ESSENTRA PART NUMBER	RAF PART NUMBER	PAGE NUMBER
MSPE-8-01	30383-N	171	PS-8-19	30442-NR	174	SCBS-18-01	30412-N	172
MSPE-10-01	30384-N	171	PS-10-19	30443-NR	174	SCBS-22.5-01	30413-N	172
MSPE-12-01	30385-N	171	PS-12-19	30444-NR	174			
MSPE-14-01	30386-N	171	PS-14-19	30445-NR	174	SCBS-4-19	30405-NR	172
						SCBS-6-19	30406-NR	172
MSPM-2-01	30364-N	170	PSM-2-01	30267-N	165	SCBS-8-19	30407-NR	172
MSPM-3-01	30365-N	170	PSM-3-01	30268-N	165	SCBS-10-19	30408-NR	172
MSPM-4-01	30366-N	170	PSM-4-01	30269-N	165	SCBS-12-19	30409-NR	172
MSPM-5-01	30367-N	170	PSM-5-01	30270-N	165	SCBS-14-19	30410-NR	172
MSPM-6-01	30368-N	170	PSM-6-01	30271-N	165			
MSPM-7-01	30369-N	170	PSM-7-01	30272-N	165	SCBS-16-19	30411-NR	172
MSPM-8-01	30370-N	170	PSM-8-01	30273-N	165	SCBS-18-19	30412-NR	172
MSPM-10-01	30371-N	170	PSM-9-01	30274-N	165	SCBS-22.5-19	30413-NR	172
MSPM-12-01	30372-N	170	PSM-10-01	30275-N	165			
						SCBSM-2-01	30296-N	166
MSPM-14-01	30373-N	170	RCBSR-4-01	30197-N	162	SCBSM-3-01	30297-N	166
MSPM-16-01	30374-N	170	RCBSR-5-01	30198-N	162	SCBSM-4-01	30298-N	166
MSPM-18-01	30375-N	170	RCBSR-6-01	30199-N	162	SCBSM-5-01	30299-N	166
MSPM-20-01	30376-N	170	RCBSR-7-01	30200-N	162	SCBSM-6-01	30300-N	166
MSPM-22-01	30377-N	170	RCBSR-8-01	30201-N	162	SCBSM-7-01	30301-N	166
MSPM-24-01	30378-N	170	RCBSR-9-01	30202-N	162	SCBSM-8-01	30302-N	166
			RCBSR-10-01	30203-N	162	SCBSM-9-01	30303-N	166
MSPS-3-01	30387-N	171				SCBSM-10-01	30304-N	166
MSPS-4-01	30388-N	171	RLCBSR-4-01	30190-N	162			
MSPS-5-01	30389-N	171	RLCBSR-5-01	30191-N	162	SN-125-03	30490-PL	178
MSPS-6-01	30390-N	171	RLCBSR-6-01	30192-N	162	SN-187-03	30491-PL	178
MSPS-7-01	30391-N	171	RLCBSR-7-01	30193-N	162	SN-250-03	30492-PL	178
MSPS-8-01	30392-N	171	RLCBSR-8-01	30194-N	162	SN-312-03	30493-PL	178
MSPS-10-01	30383-N	171	RLCBSR-9-01	30195-N	162	SN-375-03	30494-PL	178
MSPS-11-01	30394-N	171	RLCBSR-10-01	30196-N	162	SN-500-03	30495-PL	178
MSPS-12-01	30395-N	171						
MSPS-14-01	30396-N	171	RLCBSR-4-01	30179-N	161	SP1-3-01	30161-5-N	160
			RLCBSR-5-01	30180-N	161	SP1-4-01	30162-5-N	160
PCBEH-7-01	30335-N	169	RLCBSR-6-01	30181-N	161	SP1-6-01	30163-5-N	160
PCBEH-10-01	30336-N	169	RLCBSR-7-01	30182-N	161	SP1-8-01	30164-5-N	160
PCBEH-14-01	30337-N	169	RLCBSR-8-01	30183-N	161	SP1-10-01	30165-5-N	160
			RLCBSR-9-01	30184-N	161	SP1-12-01	30166-5-N	160
PS-3-01	30438-N	174	RLCBSR-10-01	30185-N	161	SP1-14-01	30167-5-N	160
PS-4-01	30439-N	174				SP1-16-01	30168-5-N	160
PS-6-01	30440-N	174	RLCBSRS-4-01	30186-N	161			
PS-7-01	30441-N	174	RLCBSRS-6-01	30187-N	161	SP2-3-01	30161-9-N	160
PS-8-01	30442-N	174	RLCBSRS-8-01	30188-N	161	SP2-4-01	30162-9-N	160
PS-10-01	30443-N	174	RLCBSRS-10-01	30189-N	161	SP2-6-01	30163-9-N	160
PS-12-01	30444-N	174	SCBS-4-01	30405-N	172			
PS-14-01	30445-N	174	SCBS-6-01	30406-N	172			
			SCBS-8-01	30407-N	172			
PS-3-19	30438-NR	174	SCBS-10-01	30408-N	172			
PS-4-19	30439-NR	174	SCBS-12-01	30409-N	172			
PS-6-19	30440-NR	174	SCBS-14-01	30410-N	172			
PS-7-19	30441-NR	174	SCBS-16-01	30411-N	172			



CROSS REFERENCE AND INDEX

ESSENTRA - RAF

ESSENTRA PART NUMBER	RAF PART NUMBER	PAGE NUMBER	ESSENTRA PART NUMBER	RAF PART NUMBER	PAGE NUMBER	ESSENTRA PART NUMBER	RAF PART NUMBER	PAGE NUMBER
SP2-8-01	30164-9-N	160	SRS8-10-01	30510-8-N	179	SS8-2L	30576-8-CP	183
SP2-10-01	30165-9-N	160	SRS8-12-01	30511-8-N	179	SS8-3L	30577-8-CP	183
SP2-12-01	30166-9-N	160	SRS8-14-01	30512-8-N	179	SS8-4L	30578-8-CP	183
SP2-14-01	30167-9-N	160	SRS8-16-01	30513-8-N	179	SS8-5L	30579-8-CP	183
SP2-16-01	30168-9-N	160				SS8-6L	30580-8-CP	183
			SRSCBS-6-01	30414-N	173	SS8-8L	30581-8-CP	183
SP3-3-01	30161-59-N	160	SRSCBS-7-01	30415-N	173	SS8-10L	30582-8-CP	183
SP3-4-01	30162-59-N	160	SRSCBS-8-01	30416-N	173	SS8-12L	30583-8-CP	183
SP3-6-01	30163-59-N	160	SRSCBS-10-01	30417-N	173	SS8-14L	30584-8-CP	183
SP3-8-01	30164-59-N	160	SRSCBS-12-01	30418-N	173	SS8-16L	30585-8-CP	183
SP3-10-01	30165-59-N	160	SRSCBS-14-01	30418-N	173	SS8-18L	30586-8-CP	183
SP3-12-01	30166-59-N	160	SRSCBS-16-01	30420-N	173	SS8-20L	30587-8-CP	183
SP3-14-01	30167-59-N	160				SS8-22L	30588-8-CP	183
SP3-16-01	30168-59-N	160	SS4-2	30562-4-CP	182	SS8-24L	30589-8-CP	183
			SS4-3	30563-4-CP	182			
SR-4050	30514-N6	180	SS4-4	30564-4-CP	182	SS10-2	30576-10-CP	183
SR-4060	30515-N6	180	SS4-5	30565-4-CP	182	SS10-3	30577-10-CP	183
SR-4070	30516-N6	180	SS4-6	30566-4-CP	182	SS10-4	30576-10-CP	183
SR-4080	30517-N6	180	SS4-8	30567-4-CP	182	SS10-5	30579-10-CP	183
SR-4100	30518-N6	180	SS4-10	30568-4-CP	182	SS10-6	30580-10-CP	183
			SS4-12	30569-4-CP	182	SS10-8	30581-10-CP	183
SRLCBS-6-01	30421-N	173	SS4-14	30570-4-CP	182	SS10-10	30582-10-CP	183
SRLCBS-7-01	30422-N	173	SS4-16	30571-4-CP	182	SS10-12	30583-10-CP	183
SRLCBS-8-01	30423-N	173				SS10-14	30584-10-CP	183
SRLCBS-10-01	30424-N	173	SS6-2	30562-6-CP	182	SS10-16	30585-10-CP	183
SRLCBS-12-01	30425-N	173	SS6-3	30563-6-CP	182	SS10-18	30586-10-CP	183
SRLCBS-14-01	30426-N	173	SS6-4	30564-6-CP	182	SS10-20	30587-10-CP	183
SRLCBS-16-01	30427-N	173	SS6-5	30565-6-CP	182	SS10-22	30588-10-CP	183
			SS6-6	30566-6-CP	182	SS10-24	30589-10-CP	183
SRS4-2-01	30504-4-N	179	SS6-8	30567-6-CP	182			
SRS4-3-01	30505-4-N	179	SS6-10	30568-6-CP	182	SS1/4-2	30590-25-CP	183
SRS4-4-01	30506-4-N	179	SS6-12	30569-6-CP	182	SS1/4-4	30591-25-CP	183
SRS4-5-01	30507-4-N	179	SS6-14	30570-6-CP	182	SS1/4-6	30592-25-CP	183
SRS4-6-01	30508-4-N	179	SS6-16	30571-6-CP	182	SS1/4-8	30593-25-CP	183
SRS4-8-01	30509-4-N	179				SS1/4-10	30594-25-CP	183
SRS4-10-01	30510-4-N	179	SS8-2	30562-8-CP	182	SS1/4-12	30595-25-CP	183
			SS8-3	30563-8-CP	182	SS1/4-14	30596-25-CP	183
SRS6-4-01	30506-6-N	179	SS8-4	30564-8-CP	182	SS1/4-16	30597-25-CP	183
SRS6-5-01	30507-6-N	179	SS8-5	30565-8-CP	182	SS1/4-18	30598-25-CP	183
SRS6-6-01	30508-6-N	179	SS8-6	30566-8-CP	182	SS1/4-20	30599-25-CP	183
SRS6-8-01	30509-6-N	179	SS8-8	30567-8-CP	182	SS1/4-22	30600-25-CP	183
SRS6-10-01	30510-6-N	179	SS8-10	30568-8-CP	182	SS1/4-24	30501-25-CP	183
SRS6-12-01	30511-6-N	179	SS8-12	30569-8-CP	182			
SRS6-14-01	30512-6-N	179	SS8-14	30570-8-CP	182	SS3/8-2	30590-38-CP	183
SRS6-16-01	30513-6-N	179	SS8-16	30571-8-CP	182	SS3/8-4	30591-38-CP	183
			SS8-18	30572-8-CP	182	SS3/8-6	30592-38-CP	183
SRS8-4-01	30506-8-N	179	SS8-20	30572-8-CP	182	SS3/8-8	30593-38-CP	183
SRS8-5-01	30507-8-N	179	SS8-22	30574-8-CP	182	SS3/8-10	30594-38-CP	183
SRS8-6-01	30508-8-N	179	SS8-24	30575-8-CP	182	SS3/8-12	30595-38-CP	183
SRS8-8-01	30509-8-N	179				SS3/8-14	30596-38-CP	183



CROSS REFERENCE AND INDEX

ESSENTRA - RAF

ESSENTRA PART NUMBER	RAF PART NUMBER	PAGE NUMBER	ESSENTRA PART NUMBER	RAF PART NUMBER	PAGE NUMBER
SS3/8-16	30597-38-CP	183	TCEHCBS-4-01	30466-N	176
SS3/8-18	30598-38-CP	183	TCEHCBS-6-01	30467-N	176
SS3/8-20	30599-38-CP	183	TCEHCBS-8-01	30468-N	176
SS3/8-22	30600-38-CP	183	TCEHCBS-10-01	30469-N	176
SS3/8-24	30601-38-CP	183	TCEHCBS-12-01	30470-N	176
			TCEHCBS-14-01	30471-N	176
SSRS4-2-01	30496-4-N	179	TEHCBS-4-01	30459-N	176
SSRS4-3-01	30497-4-N	179	TEHCBS-6-01	30460-N	176
SSRS4-4-01	30498-4-N	179	TEHCBS-8-01	30461-N	176
SSRS4-5-01	30499-4-N	179	TEHCBS-10-01	30462-N	176
SSRS4-6-01	30500-4-N	179	TEHCBS-12-01	30463-N	176
SSRS4-7-01	30501-4-N	179	TEHCBS-14-01	30464-N	176
SSRS4-8-01	30502-4-N	179	TEHCBS-16-01	30465-N	176
SSRS4-10-01	30503-4-N	179			
SSRS6-4-01	30498-6-N	179	TEHCBS-4-19	30459-NR	176
SSRS6-5-01	30499-6-N	179	TEHCBS-6-19	30460-NR	176
SSRS6-6-01	30500-6-N	179	TEHCBS-8-19	30461-NR	176
SSRS6-7-01	30501-6-N	179	TEHCBS-10-19	30462-NR	176
SSRS6-8-01	30502-6-N	179	TEHCBS-12-19	30463-NR	176
SSRS6-10-01	30503-6-N	179	TEHCBS-14-19	30464-NR	176
			TEHCBS-16-19	30465-NR	176
SSRS8-4-01	30498-8-N	179			
SSRS8-5-01	30499-8-N	179			
SSRS8-6-01	30500-8-N	179			
SSRS8-7-01	30501-8-N	179			
SSRS8-8-01	30502-8-N	179			
SSRS8-10-01	30503-8-N	179			
TCBS-4-01	30428-N	174			
TCBS-6-01	30429-N	174			
TCBS-8-01	30430-N	174			
TCBS-10-01	30431-N	174			
TCBS-12-01	30432-N	174			
TCBS-14-01	30433-N	174			
TCBS-16-01	30434-N	174			
TCBS-18-01	30435-N	174			
TCBS-20-01	30436-N	174			
TCBS-22.5-01	30437-N	174			
TCBS-4-19	30428-NR	174			
TCBS-6-19	30429-NR	174			
TCBS-8-19	30430-NR	174			
TCBS-10-19	30431-NR	174			
TCBS-12-19	30432-NR	174			
TCBS-14-19	30438-NR	174			
TCBS-16-19	30434-NR	174			
TCBS-18-19	30435-NR	174			
TCBS-20-19	30436-NR	174			
TCBS-22.5-19	30437-NR	174			



Complete listing
of RAF Handles
and handle ferrules

Variety of round, oval and rectangular
profiles with internal and external threads
and more than 40 metallic finishes

Two and three position, free-fall,
and infinite-position folding handle styles
with internal and external threads

Ferrules in a variety
of materials to match
all handles styles and sizes

Index





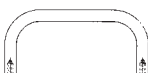

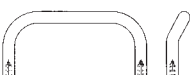
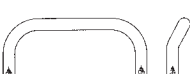

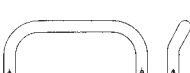







Handles – Non-folding

Handles – Folding






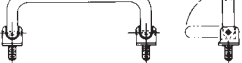
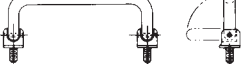
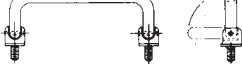
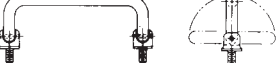
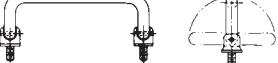
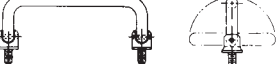
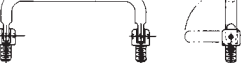




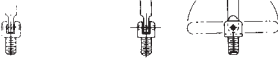

Handle Ferrules

NOTES

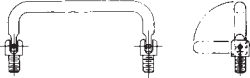
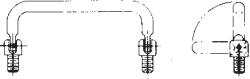
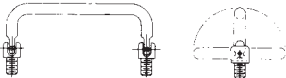
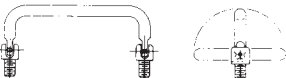
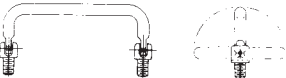
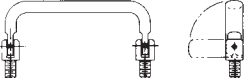
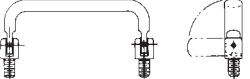
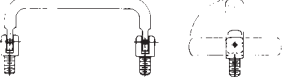
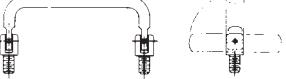
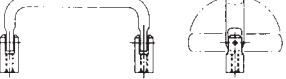
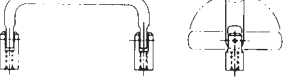
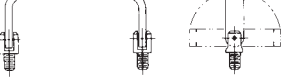
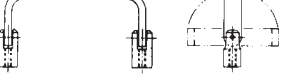
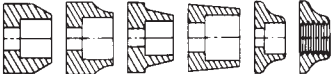
INDEX

CONFIGURATION	DESCRIPTION	PAGE NO.
	1/8" ROUND INTERNAL THREAD HANDLES	5H
	5/32" ROUND INTERNAL THREAD HANDLES	6H
	3/16" ROUND INTERNAL THREAD HANDLES	7H
	1/4" ROUND INTERNAL THREAD HANDLES	8H
	5/16" ROUND INTERNAL THREAD HANDLES	9H
	3/8" ROUND INTERNAL THREAD HANDLES	10H
	3/16" ROUND — OFFSET INTERNAL THREAD HANDLES	11H
	1/4" ROUND — OFFSET INTERNAL THREAD HANDLES	12H
	5/16" ROUND — OFFSET INTERNAL THREAD HANDLES	13H
	3/8" ROUND — OFFSET INTERNAL THREAD HANDLES	14H
	7/16 x 9/32 OVAL INTERNAL THREAD HANDLES	15H
	5/8 x 9/32 OVAL INTERNAL THREAD HANDLES	16H
	3/16" ROUND EXTERNAL THREAD HANDLES — WITH SHOULDER	17H
	1/4" ROUND EXTERNAL THREAD HANDLES — WITH SHOULDER	18H
	5/16" ROUND EXTERNAL THREAD HANDLES — WITH SHOULDER	19H
	5/16" ROUND EXTERNAL THREAD HANDLES — NO SHOULDER	20H
	3/8" ROUND EXTERNAL THREAD HANDLES — NO SHOULDER	21H

INDEX

CONFIGURATION	DESCRIPTION	PAGE NO.
	1/2 x 3/16 RECTANGULAR INTERNAL THREAD HANDLES	22H
	1/2 x 1/4 RECTANGULAR INTERNAL THREAD HANDLES	23H
	1/2 x 5/16 RECTANGULAR INTERNAL THREAD HANDLES	24H
	5/8 x 1/4 RECTANGULAR INTERNAL THREAD HANDLES	25H
	1 x 1/4 RECTANGULAR INTERNAL THREAD HANDLES	26H
	1/4" ROUND-90° FREE FALL — EXTERNAL THREAD HANDLES	27H
	5/16" ROUND-90° FREE FALL — EXTERNAL THREAD HANDLES	28H
	3/8" ROUND-90° FREE FALL — EXTERNAL THREAD HANDLES	29H
	1/4" ROUND-180° FREE FALL — EXTERNAL THREAD HANDLES	30H
	5/16" ROUND-180° FREE FALL — EXTERNAL THREAD HANDLES	31H
	3/8" ROUND-180° FREE FALL — EXTERNAL THREAD HANDLES	32H
	1/4" ROUND-90° INFINITE POSITION — EXTERNAL THREAD HANDLES	33H
	5/16" ROUND-90° INFINITE POSITION — EXTERNAL THREAD HANDLES	34H
	3/8" ROUND-90° INFINITE POSITION — EXTERNAL THREAD HANDLES	35H
	1/4" ROUND-180° INFINITE POSITION — EXTERNAL THREAD HANDLES	36H
	5/16" ROUND-180° INFINITE POSITION — EXTERNAL THREAD HANDLES	37H
	3/8" ROUND-180° INFINITE POSITION — EXTERNAL THREAD HANDLES	38H
	1/4" ROUND-90° 2 POSITION — EXTERNAL THREAD HANDLES	39H

INDEX

CONFIGURATION	DESCRIPTION	PAGE NO.
	5/16" ROUND-90° 2 POSITION — EXTERNAL THREAD HANDLES	40H
	3/8" ROUND-90° 2 POSITION — EXTERNAL THREAD HANDLES	41H
	1/4" ROUND-180° 3 POSITION — EXTERNAL THREAD HANDLES	42H
	5/16" ROUND-180° 3 POSITION — EXTERNAL THREAD HANDLES	43H
	3/8" ROUND-180° 3 POSITION — EXTERNAL THREAD HANDLES	44H
	7/16 x 9/32 OVAL-90° 2 POSITION — EXTERNAL THREAD HANDLES	45H
	5/8 x 9/32 OVAL-90° 2 POSITION — EXTERNAL THREAD HANDLES	46H
	7/16 x 9/32 OVAL-180° 3 POSITION — EXTERNAL THREAD HANDLES	47H
	5/8 x 9/32 OVAL-180° 3 POSITION — EXTERNAL THREAD HANDLES	48H
	7/16 x 9/32 OVAL-180° INFINITE POSITION — INTERNAL THREAD HANDLES	49H
	5/8 x 9/32 OVAL-180° INFINITE POSITION — INTERNAL THREAD HANDLES	50H
	1/2 x 3/16 RECTANGULAR-180° INFINITE POSITION — EXTERNAL THREAD HANDLES	51H
	1/2 x 3/16 RECTANGULAR-180° INFINITE POSITION — INTERNAL THREAD HANDLES	52H
	HANDLE FERRULES	53H & 54H

NOTES

Responsibility ends with customer inspection or 10 days after customer receives parts. No returns will be accepted without prior approval from factory in writing.

All parts are stocked in plain finish. Parts will be plated to customer specification.

The items in this catalog are designed and manufactured to be functional. Engineering evaluation and quality assurance evaluations should be accomplished with functionability as a prime criteria.

RAF reserves the right to change any specifications, tolerances and plating types, for any products listed in this REFERENCE MANUAL without prior notice, provided the function of the item is not changed.

MATERIALS

MATERIAL ROD & BAR	ORDERING CODE	MATERIAL SPECIFICATIONS	RoHS COMPLIANT
Aluminum	A	QQ-A-225/8B, QQ-A-200/9D	YES
Aluminum (Ferrules Only)	AL	QQ-A-225/3D, QQ-A-225/6A, QQ-A-225/8B, QQ-A-200/9D	YES
Brass	B	ASTM-B-16	YES
Steel	S	ASTM-A108-07	YES
Stainless Steel	SS	ASTM-A-581, A-582	YES

* Non RoHS Compliant Finish

FINISH CODES

*1	Cadmium (Commercial) (Special Order Only)	25	Black Oxide, Brass MIL-F-495E
*2	Cadmium QQ-P-416F-Class 2 (Special Order Only) Type-1 (Clear Chromate)	26	Black Oxide, Stainless Steel, Steel MIL-DTL-13924D, Class 1 and 4
*3	Cadmium QQ-P-416F-Class 2 (Special Order Only) Type-2 (Yellow Chromate)	28	Zinc Plate .0002 ASTM-B-633 (Yellow Chromate)
5	Nickel QQ-N-290 Class 1 Grade G	29	Brushed Finish – Handles Only
*6	Iridite #14 (Gold) MIL-DTL-5541F	30	Brushed Finish – Clear Lacquer – Handles Only
7	Iridite (Clear) MIL-DTL-5541F	31	Brushed Satin – Handles Only
*9	Alodine 1200	32	Brushed Satin – Clear Anodize – Handles Only
10	Chrome QQ-C-320B Class 1 Type I (Bright Finish)	33	Brushed Satin – Black Anodize – Handles Only
11	Chrome QQ-C-320B Class 1 Type II (Satin Finish)	34	Satin Finish – Clear Anodize
12	Zinc .0002 ASTM-B-633 (Clear Chromate)	35	Satin Finish – Black Anodize
19	Caustic Etch	36	Anodize MIL-A-8625F Black High Luster
20	Passivate MIL-F-14072E	38	Polished Nickel – Handles Only
21	Anodize MIL-A-8625F – Type II Class 2 (Sulfuric) Chemical Seal (Dark Grey)	39	Caustic Etch and Lacquer
22	Anodize MIL-A-8625F – Type II Class 1 (Sulfuric) Hot Water Seal (Clear)	40	Semi-Frost Anodize (Clear)
23	Anodize MIL-A-8625F – Type II Class 2 (Sulfuric) Chemical Seal (Yellow Green)	41	Semi-Frost Anodize (Black)
24	Anodize MIL-A-8625F – Type II Class 2 (Sulfuric) Chemical Seal (Black)	45	Passivate QQ-P-35C Type VI
		46	Passivate ASTM A 967 Nitric 1
		47	Passivate ASTM A 380-96
		48	Passivate AMS 2700 Type 2

DEPTHS OF THREADS

THREAD	BLIND TAP DEPTH
	ALUMINUM, BRASS ST. ST., STEEL
2-56	3/16
4-40	1/4
6-32	3/8
8-32	7/16
10-24	9/16
10-32	9/16
1/4-20	5/8
5/16-18	5/8
3/8-24	5/8

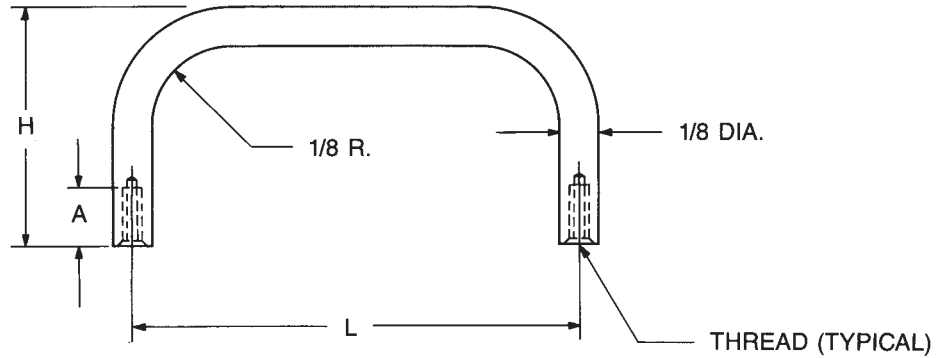
THREADS ARE TO COMMERCIAL 2A AND 2B STANDARDS PER HANDBOOK H-28 (PART I) SCREW THREAD STANDARDS (FEDERAL)

PERCENTAGE OF THREAD FOR TAPPED HOLES

TAP SIZE	FORM TAP	CUT TAP
2	55	65
4	55	65
6	55	65
8	55	65
10	55	65
1/4	55	65
5/16	60	70
3/8	60	70

THREADS ARE SUPPLIED CUT OR ROLLED AT OUR OPTION UNLESS SPECIFICALLY NOTED ON ORDER.

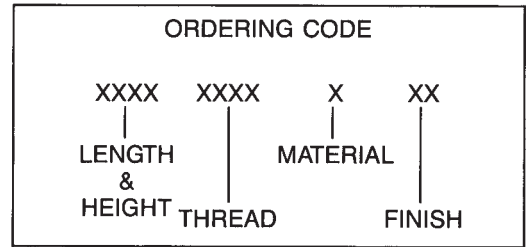
1/8 ROUND INTERNAL THREAD HANDLES



PART NO.	L ± 1/32	H ± 1/32
8000	3/4	1/2
8001	13/16	
8002	7/8	
8003	1"	
8004	1-1/4	
8005	1-1/2	
8006	2"	
8007	3/4	3/4
8008	13/16	
8009	7/8	
8010	1"	
8011	1-1/4	
8012	1-1/2	
8013	2"	
8014	1"	1"
8015	1-1/4	
8016	1-1/2	
8017	1-3/4	
8018	2"	

PART NO.	L ± 1/32	H ± 1/32
8019	1"	1-1/4
8020	1-1/4	
8021	1-1/2	
8022	1-3/4	
8023	2"	
8024	1"	1-1/2
8025	1-1/4	
8026	1-1/2	
8027	1-3/4	
8028	2"	
8029	1-1/4	2"
8030	1-1/2	
8031	1-3/4	
8032	2"	
8033	2-1/2	
8034	3"	

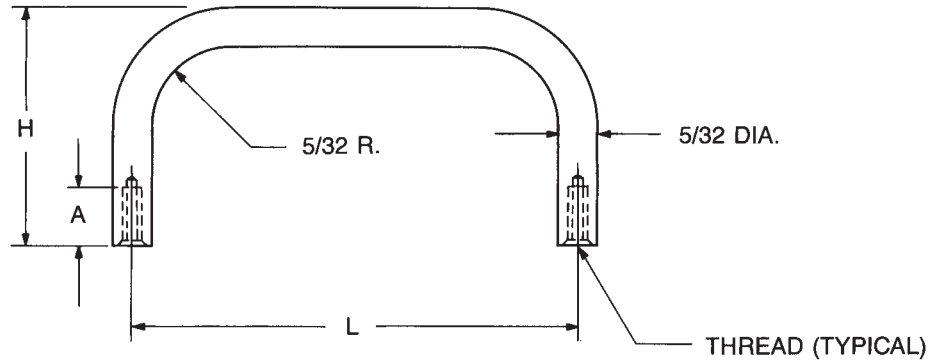
See page 4H for finish codes
For non-standard parts contact Sales Office



THREAD CODE & DEPTH		
THREAD	CODE	A
2-56	256	3/16

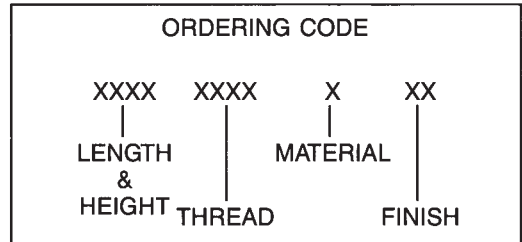
MATERIAL	CODE	RoHS
Aluminum	A	YES
Brass	B	YES
Stainless Steel	SS	YES
Steel	S	YES

5/32 ROUND INTERNAL THREAD HANDLES



PART NO.	L ± 1/32	H ± 1/32
8035	1"	
8036	1-1/4	
8037	1-1/2	
8038	2"	3/4
8039	2-1/2	
8040	3"	
8041	1"	
8042	1-1/4	
8043	1-1/2	
8044	1-3/4	1"
8045	2"	
8046	2-1/2	
8047	3"	

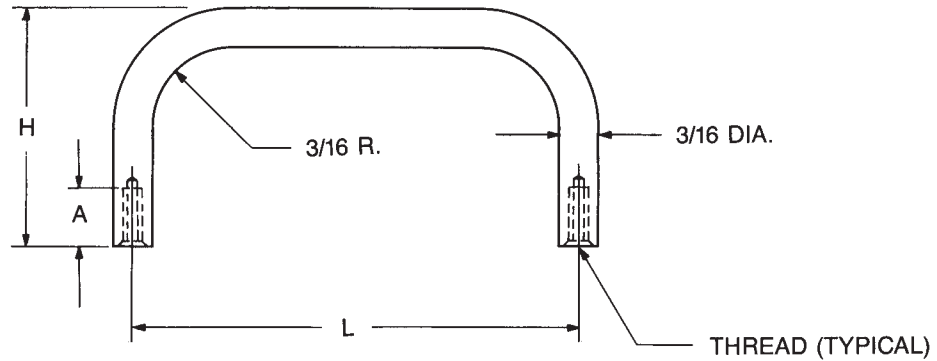
See page 4H for finish codes
For non-standard parts contact Sales Office



THREAD CODE & DEPTH		
THREAD	CODE	A
2-56	256	3/16
4-40	440	1/4-3/8

MATERIAL	CODE	RoHS
Aluminum	A	YES
Brass	B	YES
Stainless Steel	SS	YES
Steel	S	YES

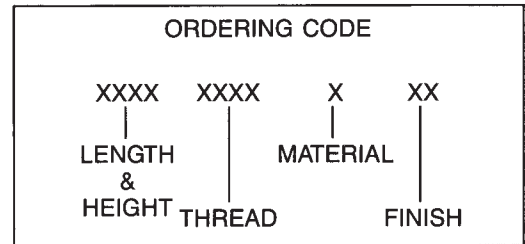
3/16 ROUND INTERNAL THREAD HANDLES



PART NO.	L ± 1/32	H ± 1/32
8048	1-1/2	5/8
8049	1-3/4	
8050	2"	
8051	3"	
8052	4"	
8053	5"	
8054	1"	3/4
8055	1-1/4	
8056	1-1/2	
8057	1-3/4	
8058	2"	
8059	3"	
8060	4"	
8061	5"	
8062	1"	7/8
8063	1-1/4	
8064	1-1/2	
8065	1-3/4	
8066	2"	
8067	3"	
8068	4"	
8069	5"	
8070	1"	1"
8071	1-1/4	
8072	1-1/2	
8073	1-3/4	
8074	2"	
8075	3"	
8076	4"	
8077	5"	

PART NO.	L ± 1/32	H ± 1/32
8078	1"	1-1/8
8079	1-1/4	
8080	1-1/2	
8081	1-3/4	
8082	2"	
8083	3"	
8084	4"	
8085	5"	
8086	1"	1-1/4
8087	1-1/4	
8088	1-1/2	
8089	1-3/4	
8090	2"	
8091	3"	
8092	4"	
8093	5"	
8094	1"	1-1/2
8095	1-1/4	
8096	1-1/2	
8097	1-3/4	
8098	2"	
8099	3"	
8100	4"	
8101	5"	

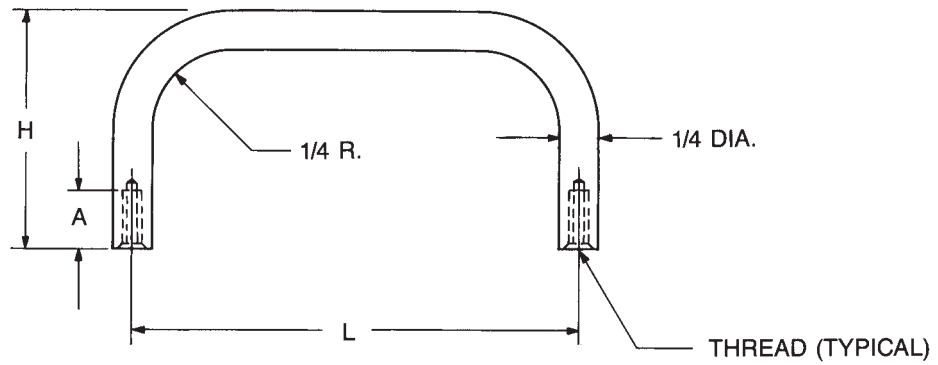
See page 4H for finish codes
For non-standard parts contact Sales Office



THREAD CODE & DEPTH		
THREAD	CODE	A
4-40	440	1/4
6-32	632	5/16-3/8

MATERIAL	CODE	RoHS
Aluminum	A	YES
Brass	B	YES
Stainless Steel	SS	YES
Steel	S	YES

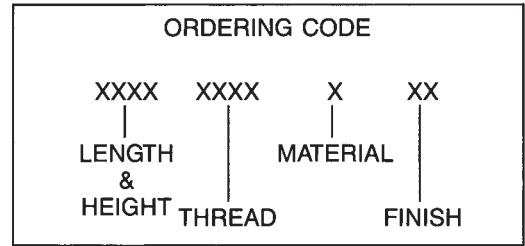
1/4 ROUND INTERNAL THREAD HANDLES



PART NO.	L ± 1/32	H ± 1/32
8102	1-1/8	
8103	1-1/4	
8104	1-1/2	
8105	1-3/4	
8106	2"	
8107	2-1/4	1"
8108	2-1/2	
8109	2-3/4	
8110	3"	
8111	4"	
8112	5"	
8113	1-1/2	
8114	1-3/4	
8115	2"	
8116	2-1/4	
8117	2-1/2	1-1/4
8118	2-3/4	
8119	3"	
8120	4"	
8121	5"	

PART NO.	L ± 1/32	H ± 1/32
8122	1-1/2	
8123	1-3/4	
8124	2"	
8125	2-1/4	
8126	2-1/2	
8127	2-3/4	1-1/2
8128	3"	
8129	3-1/2	
8130	4"	
8131	4-1/4	
8132	4-1/2	
8133	5"	
8134	6"	
8135	3"	
8136	4"	
8137	5"	2"
8138	6"	

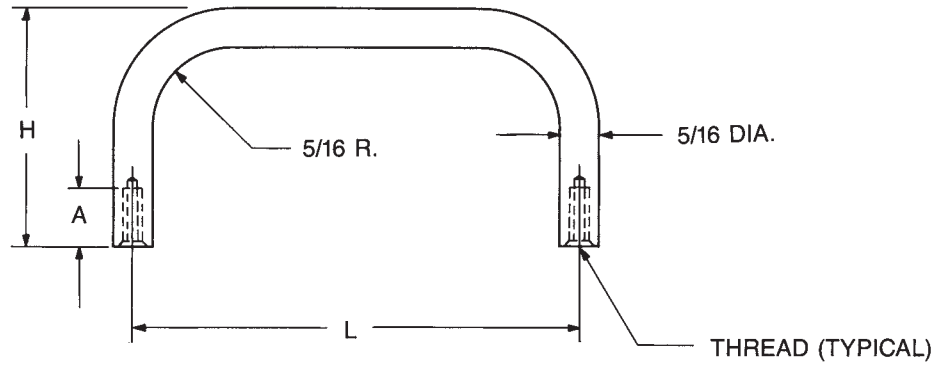
See page 4H for finish codes
For non-standard parts contact Sales Office



THREAD CODE & DEPTH		
THREAD	CODE	A
6-32	632	3/8
8-32	832	7/16-9/16

MATERIAL	CODE	RoHS
Aluminum	A	YES
Brass	B	YES
Stainless Steel	SS	YES
Steel	S	YES

5/16 ROUND INTERNAL THREAD HANDLES



PART NO.	L ± 1/32	H ± 1/32
8139	2"	1"
8140	2-1/2	
8141	3"	
8142	3-1/2	
8143	4"	
8144	4-1/4	
8145	4-1/2	
8146	5"	
8147	6"	
8148	2"	1-1/8
8149	3"	
8150	4"	
8151	4-1/4	
8152	4-9/16	
8153	2"	1-1/4
8154	2-1/2	
8155	3"	
8156	3-1/2	
8157	4"	
8158	2"	1-5/16
8159	2-1/4	
8160	2-1/2	
8161	2-3/4	
8162	2-13/16	
8163	3"	
8164	4"	
8165	4-1/4	
8166	2"	1-3/8
8167	2-1/2	
8168	3"	
8169	4"	
8170	4-1/4	
8171	5"	

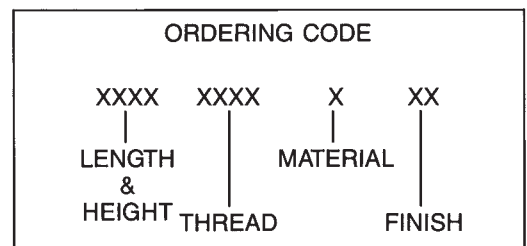
PART NO.	L ± 1/32	H ± 1/32
8172	2"	1-1/2
8173	2-1/8	
8174	2-1/4	
8175	2-3/8	
8176	2-1/2	
8177	2-3/4	
8178	3"	
8179	3-1/8	
8180	3-1/4	
8181	3-1/2	
8182	4"	
8183	4-1/4	
8184	4-1/2	
8185	4-9/16	
8186	4-5/8	
8187	5"	
8188	5-1/4	
8189	5-1/2	
8190	5-3/4	
8191	6"	
8192	6-7/16	
8193	6-1/2	
8194	7"	

PART NO.	L ± 1/32	H ± 1/32
8195	3"	1-3/4
8196	3-1/2	
8197	4"	
8198	4-1/4	
8199	4-1/2	
8200	4-9/16	
8201	4-5/8	
8202	4-3/4	
8203	5"	
8204	5-1/8	
8205	5-1/4	
8206	5-1/2	
8207	5-3/4	
8208	6"	
8209	6-1/4	
8210	6-7/16	
8211	6-1/2	
8212	6-3/4	
8213	7"	

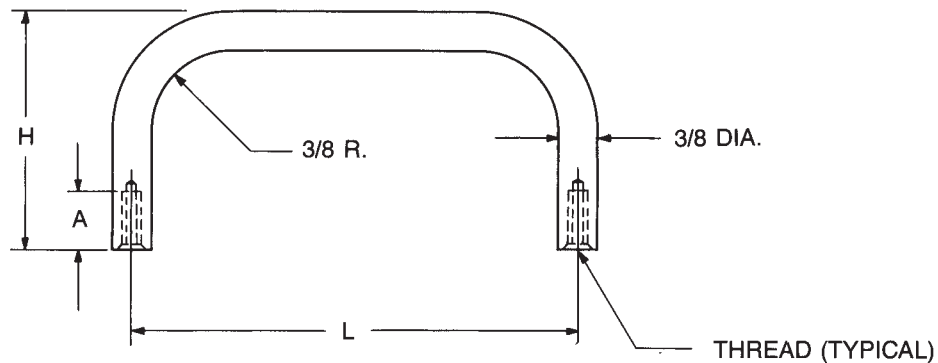
MATERIAL	CODE	RoHS
Aluminum	A	YES
Brass	B	YES
Stainless Steel	SS	YES
Steel	S	YES

See page 4H for finish codes
For non-standard parts
contact Sales Office

THREAD CODE & DEPTH		
THREAD	CODE	A
8-32	832	7/16
10-32	1032	5/16-5/8

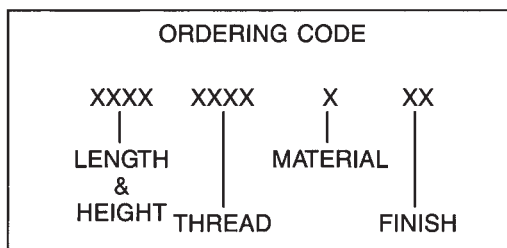


3/8 ROUND INTERNAL THREAD HANDLES



PART NO.	L ± 1/32	H ± 1/32
8214	2"	
8215	3"	
8216	4"	
8217	5"	1-5/16
8218	6"	
8219	7"	
8220	2-1/2	
8221	3"	
8222	4"	
8223	4-1/4	1-1/2
8224	4-1/2	
8225	5"	
8226	6"	
8227	7"	
8228	2"	
8229	2-1/2	
8230	3"	
8231	3-1/2	
8232	4"	
8233	4-1/4	
8234	4-1/2	1-3/4
8235	5"	
8236	5-1/4	
8237	5-1/2	
8238	5-3/4	
8239	6"	
8240	6-1/2	
8241	7"	
8242	3"	
8243	4"	
8244	4-1/4	
8245	4-1/2	1-7/8
8246	5"	
8247	6"	

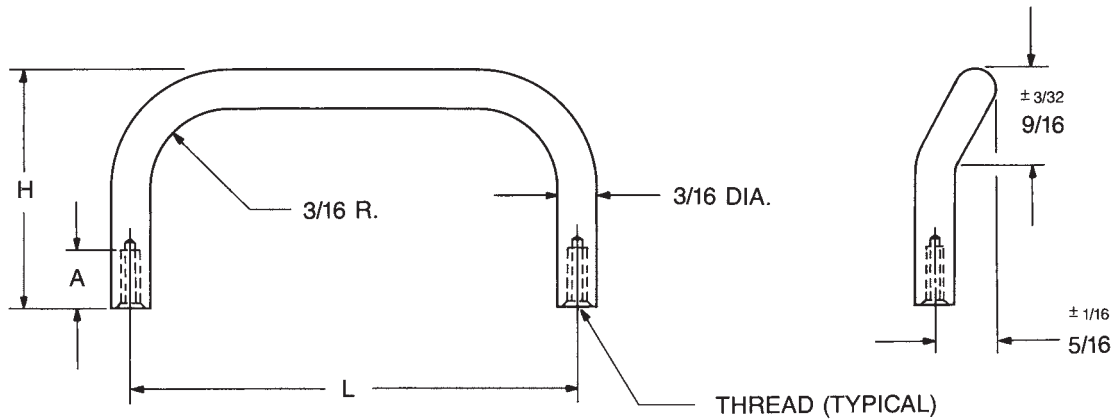
See page 4H for finish codes
For non-standard parts contact Sales Office



THREAD CODE & DEPTH		
THREAD	CODE	A
8-32	832	7/16
10-32	1032	7/16-5/8
1/4-20	2520	3/8-5/8

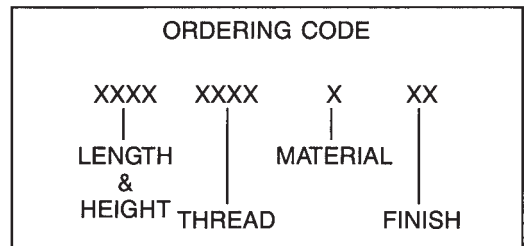
MATERIAL	CODE	RoHS
Aluminum	A	YES
Brass	B	YES
Stainless Steel	SS	YES
Steel	S	YES

3/16 ROUND – OFFSET INTERNAL THREAD HANDLES



PART NO.	L ± 1/32	H ± 1/32
8248	2"	
8249	3"	
8250	4"	
8251	4-1/2"	1"
8252	5"	
8253	6"	
8254	2"	
8255	3"	
8256	4"	
8257	4-1/2"	1-1/2"
8258	5"	
8259	6"	

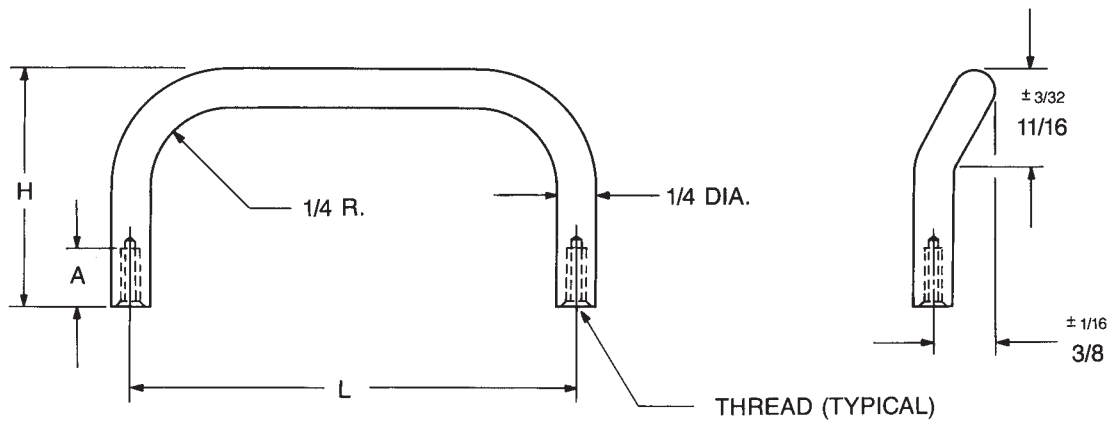
See page 4H for finish codes
For non-standard parts contact Sales Office



THREAD CODE & DEPTH		
THREAD	CODE	A
4-40	440	1/4-5/16
6-32	632	1/4-3/8

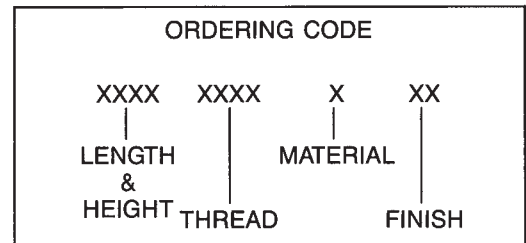
MATERIAL	CODE	RoHS
Aluminum	A	YES
Brass	B	YES
Stainless Steel	SS	YES
Steel	S	YES

1/4 ROUND – OFFSET INTERNAL THREAD HANDLES



See page 4H for finish codes
For non-standard parts contact Sales Office

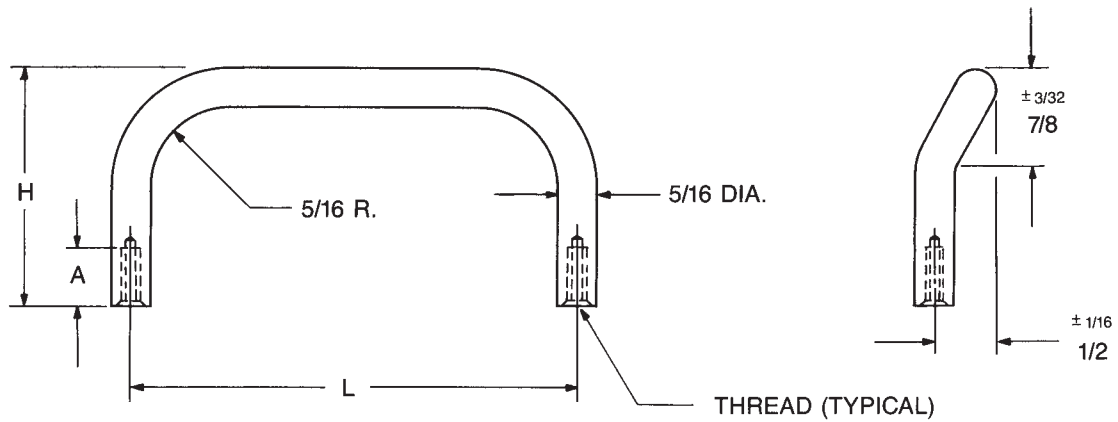
PART NO.	L ± 1/32	H ± 1/32
8260	2"	
8261	3"	
8262	4"	
8263	4-1/2"	1"
8264	5"	
8265	6"	
8266	2"	
8267	3"	
8268	4"	
8269	4-1/2"	1-1/2"
8270	5"	
8271	5-1/2"	
8272	6"	
8273	2"	
8274	3"	
8275	4"	
8276	4-1/2"	2"
8277	5"	
8278	6"	



THREAD CODE & DEPTH		
THREAD	CODE	A
6-32	632	5/16-7/16
8-32	832	5/16-7/16

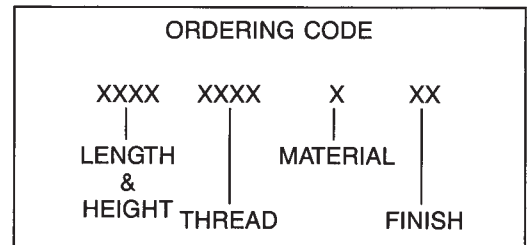
MATERIAL	CODE	RoHS
Aluminum	A	YES
Brass	B	YES
Stainless Steel	SS	YES
Steel	S	YES

5/16 ROUND – OFFSET INTERNAL THREAD HANDLES



See page 4H for finish codes
For non-standard parts contact Sales Office

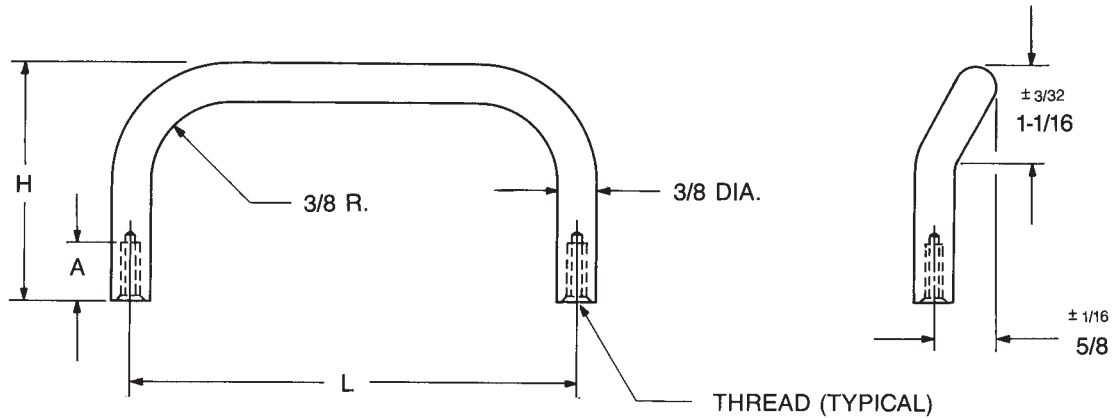
PART NO.	L ± 1/32	H ± 1/32
8279	2"	
8280	2-1/2	
8281	3"	
8282	4"	1-5/16
8283	5"	
8284	6"	
8285	3"	
8286	4"	
8287	4-1/4	
8288	4-1/2	
8289	4-9/16	1-1/2
8290	5"	
8291	5-1/2	
8292	6"	
8293	3"	
8294	4"	
8295	4-1/4	
8296	4-1/2	
8297	4-9/16	1-3/4
8298	5"	
8299	5-1/2	
8300	6"	



THREAD CODE & DEPTH		
THREAD	CODE	A
8-32	832	5/16-7/16
10-32	1032	5/16-1/2

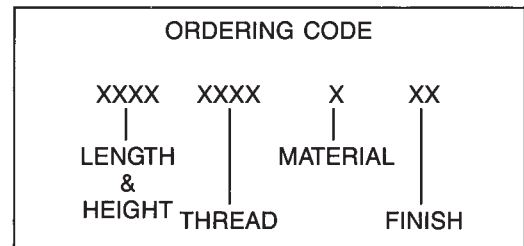
MATERIAL	CODE	RoHS
Aluminum	A	YES
Brass	B	YES
Stainless Steel	SS	YES
Steel	S	YES

3/8 ROUND – OFFSET INTERNAL THREAD HANDLES



PART NO.	L ± 1/32	H ± 1/32
8301	3"	1-3/4
8302	4"	
8303	4-1/4	
8304	4-1/2	
8305	4-9/16	
8306	5"	
8307	5-1/2	
8308	6"	
8309	3"	2"
8310	4"	
8311	4-1/4	
8312	4-1/2	
8313	4-9/16	
8314	5"	
8315	5-1/2	
8316	6"	

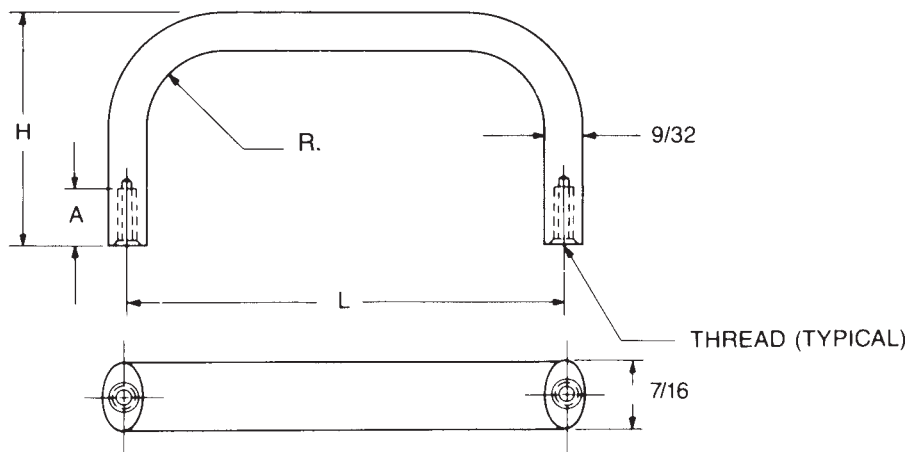
See page 4H for finish codes
For non-standard parts contact Sales Office



THREAD CODE & DEPTH		
THREAD	CODE	A
8-32	832	5/16-7/16
10-32	1032	1/2-9/16

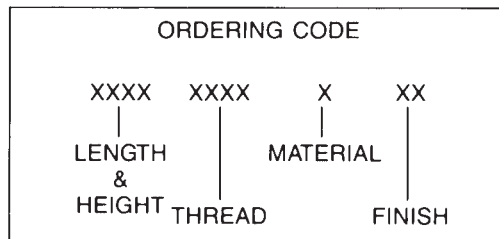
MATERIAL	CODE	RoHS
Aluminum	A	YES
Brass	B	YES
Stainless Steel	SS	YES
Steel	S	YES

7/16 x 9/32 OVAL INTERNAL THREAD HANDLES



PART NO.	L ± 1/32	H ± 1/32
8317	2"	1"
8318	2-1/2	
8319	3"	
8320	4"	
8321	4-1/4	
8322	4-1/2	
8323	4-9/16	
8324	5"	
8325	6"	
8326	6-7/16	
8327	2"	1-9/32
8328	2-1/4	
8329	2-1/2	
8330	3"	
8331	3-1/2	
8332	4"	
8333	4-1/4	
8334	4-1/2	
8335	4-9/16	
8336	6"	
8337	2"	1-1/2
8338	2-1/4	
8339	2-1/2	
8340	3"	
8341	3-1/2	
8342	4"	
8343	4-1/4	
8344	4-1/2	
8345	4-9/16	
8346	5"	
8347	6"	

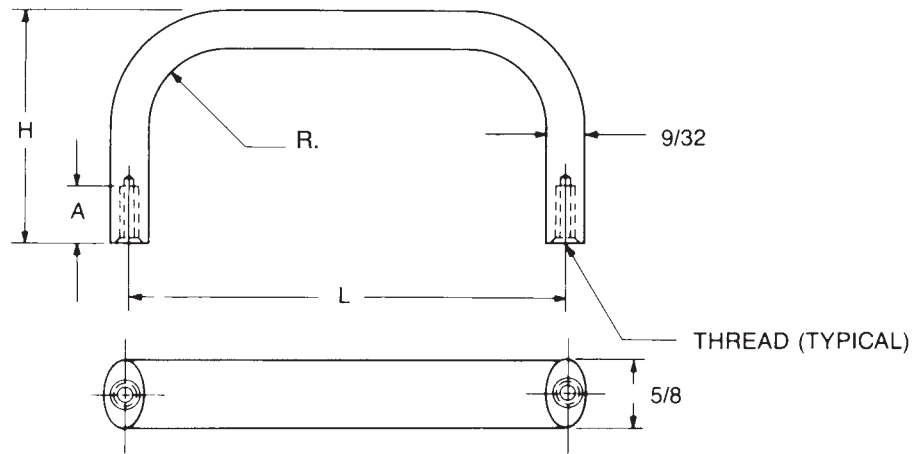
See page 4H for finish codes
For non-standard parts contact Sales Office



THREAD CODE & DEPTH		
THREAD	CODE	A
8-32	832	5/16-1/2
10-24	1024	5/16-5/8
10-32	1032	5/16-5/8

MATERIAL	CODE	RoHS
Aluminum	A	YES
Brass	B	YES
Stainless Steel	SS	YES

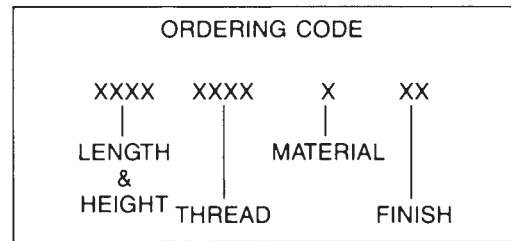
5/8 x 9/32 OVAL INTERNAL THREAD HANDLES



PART NO.	L ± 1/32	H ± 1/32
8348	2-1/2	
8349	3"	
8350	4"	
8351	4-1/4	
8352	4-1/2	1"
8353	4-9/16	
8354	5"	
8355	6"	
8356	6-7/16	
8357	2-1/2	
8358	3"	
8359	4"	
8360	4-1/4	1-9/32
8361	4-1/2	
8362	4-9/16	
8363	5"	
8364	6"	
8365	6-7/16	
8366	2-1/2	
8367	3"	
8368	4"	
8369	4-1/4	
8370	4-1/2	1-1/2
8371	4-9/16	
8372	5"	
8373	6"	
8374	6-7/16	
8375	7"	

PART NO.	L ± 1/32	H ± 1/32
8376	3"	
8377	4"	
8378	4-1/4	
8379	4-1/2	
8380	4-9/16	1-3/4
8381	5"	
8382	5-1/2	
8383	6"	
8384	6-7/16	
8385	7"	

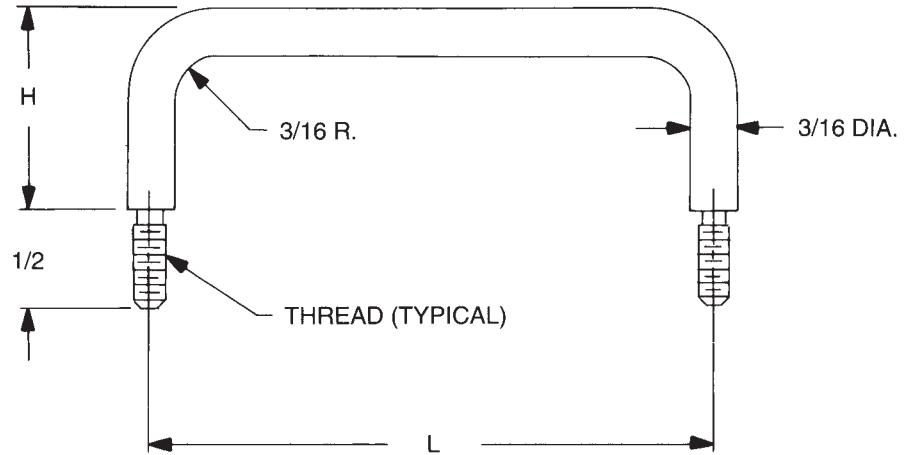
See page 4H for finish codes
For non-standard parts contact Sales Office



THREAD CODE & DEPTH		
THREAD	CODE	A
8-32	832	5/16-5/8
10-24	1024	5/16-5/8
10-32	1032	5/16-5/8

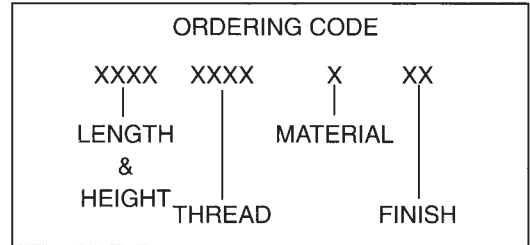
MATERIAL	CODE	RoHS
Aluminum	A	YES
Brass	B	YES
Stainless Steel	SS	YES

3/16 ROUND EXTERNAL THREAD HANDLES – WITH SHOULDER



Nuts and washers not supplied
 See page 4H for finish codes
 For non-standard parts contact Sales Office

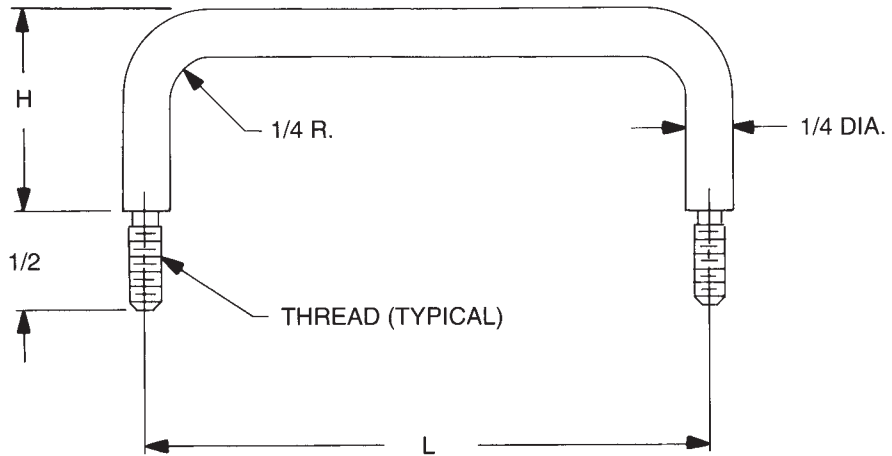
PART NO.	L ±1/32	H ±1/32
8386	2"	1"
8387	2-1/2	
8388	3"	
8389	3-1/2	
8390	4"	
8391	5"	
8392	6"	
8393	2"	1-1/2
8394	2-1/2	
8395	3"	
8396	3-1/2	
8397	4"	
8398	5"	
8399	6"	
8400	2"	2"
8401	2-1/2	
8402	3"	
8403	3-1/2	
8404	4"	
8405	5"	
8406	6"	



THREAD CODE	
THREAD	CODE
4-40	440
6-32	632

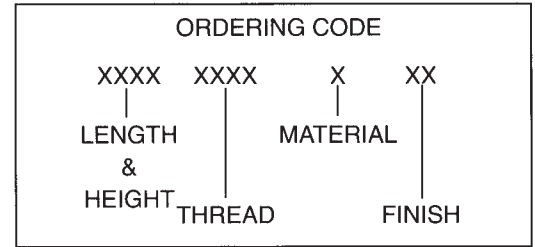
MATERIAL	CODE	RoHS
Aluminum	A	YES
Brass	B	YES
Stainless Steel	SS	YES
Steel	S	YES

1/4 ROUND EXTERNAL THREAD HANDLES – WITH SHOULDER



Nuts and washers not supplied
 See page 4H for finish codes
 For non-standard parts contact Sales Office

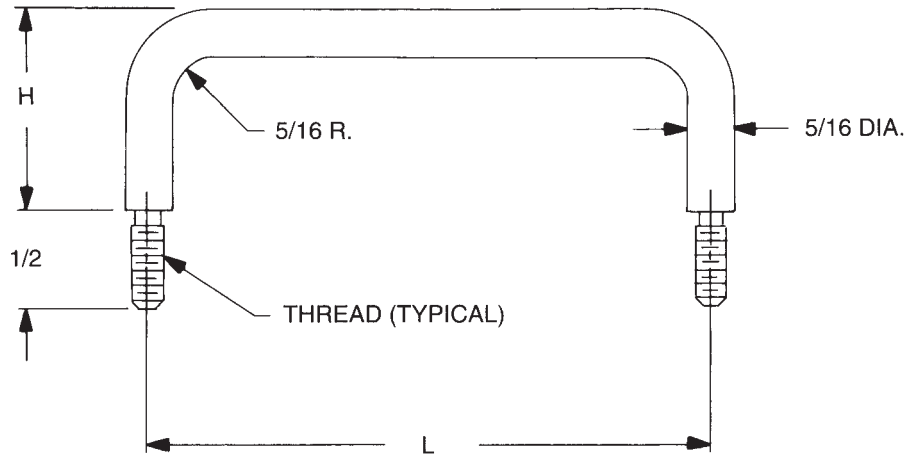
PART NO.	L ±1/32	H ±1/32
8407	2"	1"
8408	2-1/2"	
8409	3"	
8410	3-1/2"	
8411	4"	
8412	5"	
8413	6"	1-1/2"
8414	2"	
8415	2-1/2"	
8416	3"	
8417	3-1/2"	
8418	4"	
8419	5"	2"
8420	6"	
8421	2"	
8422	2-1/2"	
8423	3"	
8424	3-1/2"	
8425	4"	
8426	5"	
8427	6"	



THREAD CODE	
THREAD	CODE
8-32	832
10-32	1032

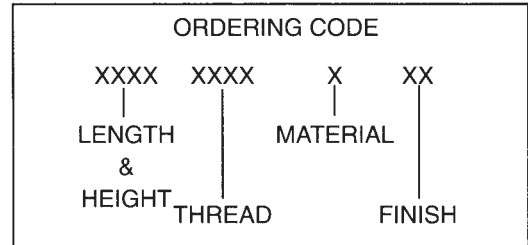
MATERIAL	CODE	RoHS
Aluminum	A	YES
Brass	B	YES
Stainless Steel	SS	YES
Steel	S	YES

5/16 ROUND EXTERNAL THREAD HANDLES – WITH SHOULDER



Nuts and washers not supplied
 See page 4H for finish codes
 For non-standard parts contact Sales Office

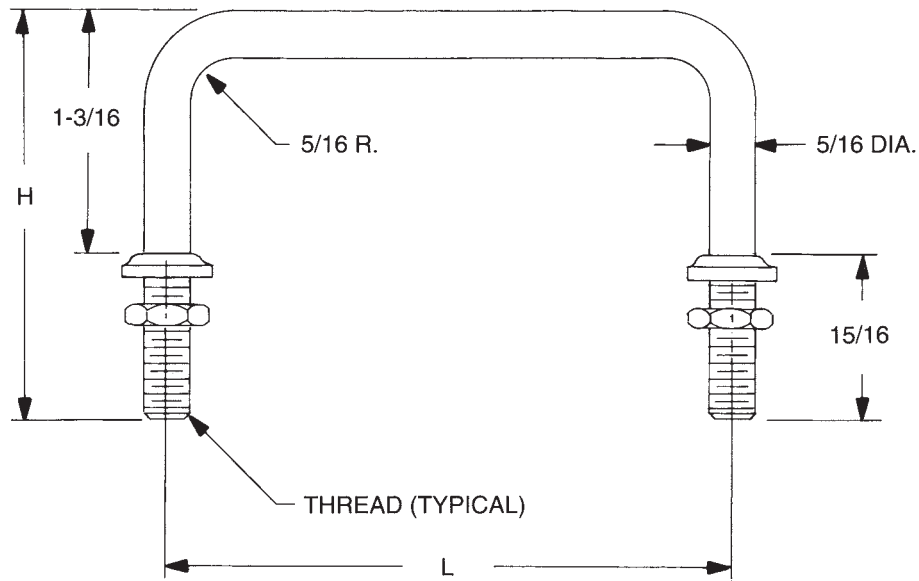
PART NO.	L ±1/32	H ±1/32
8428	2"	
8429	3"	
8430	4"	
8431	4-1/4	1-13/16
8432	4-1/2	
8433	5"	
8434	6"	
8435	2"	
8436	3"	2"
8437	4"	
8438	2"	
8439	3"	
8440	4"	2-1/4
8441	4-1/2	
8442	5"	



THREAD CODE	
THREAD	CODE
10-32	1032
1/4-20	2520

MATERIAL	CODE	RoHS
Aluminum	A	YES
Brass	B	YES
Stainless Steel	SS	YES
Steel	S	YES

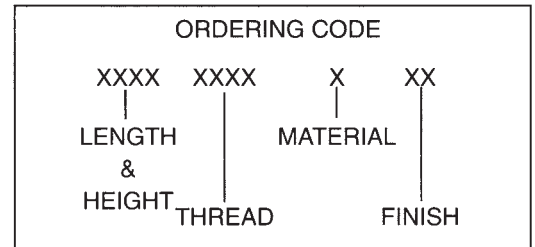
5/16 ROUND EXTERNAL THREAD HANDLES – NO SHOULDER




PART NO.
 8998
 See Page 54H

Supplied with ferrule and nut
 See page 4H for finish codes
 For non-standard parts contact Sales Office

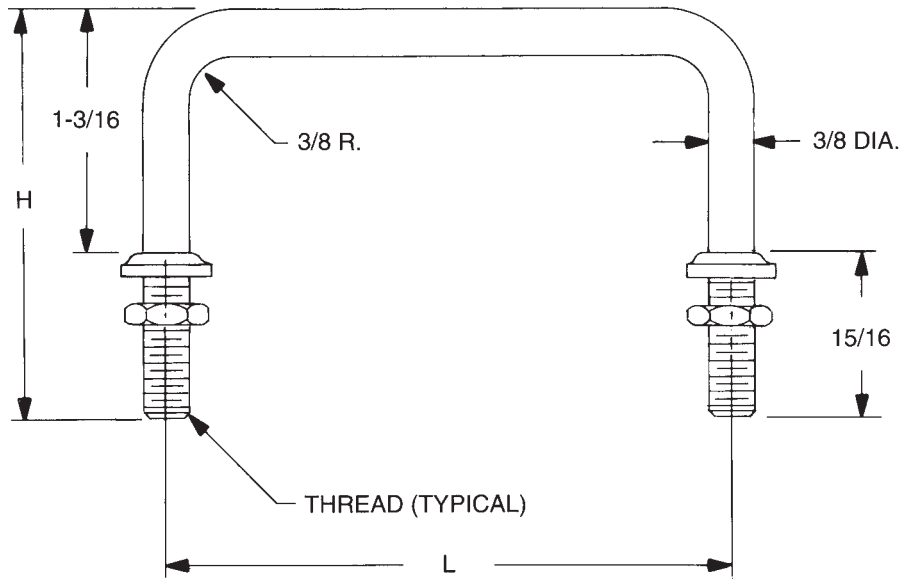
PART NO.	L ±1/32	H ±1/32
8443	3"	
8444	3-3/4	
8445	4"	
8446	4-1/4	2-1/8
8447	4-1/2	
8448	4-9/16	
8449	5"	
8450	6"	




THREAD CODE	
THREAD	CODE
5/16-18	3118

MATERIAL	CODE	RoHS
Aluminum	A	YES
Brass	B	YES
Stainless Steel	SS	YES
Steel	S	YES

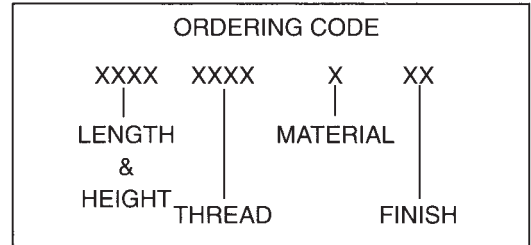
3/8 ROUND EXTERNAL THREAD HANDLES – NO SHOULDER




PART NO.
 8999
 See Page 54H

Supplied with ferrule and nut
 See page 4H for finish codes
 For non-standard parts contact Sales Office

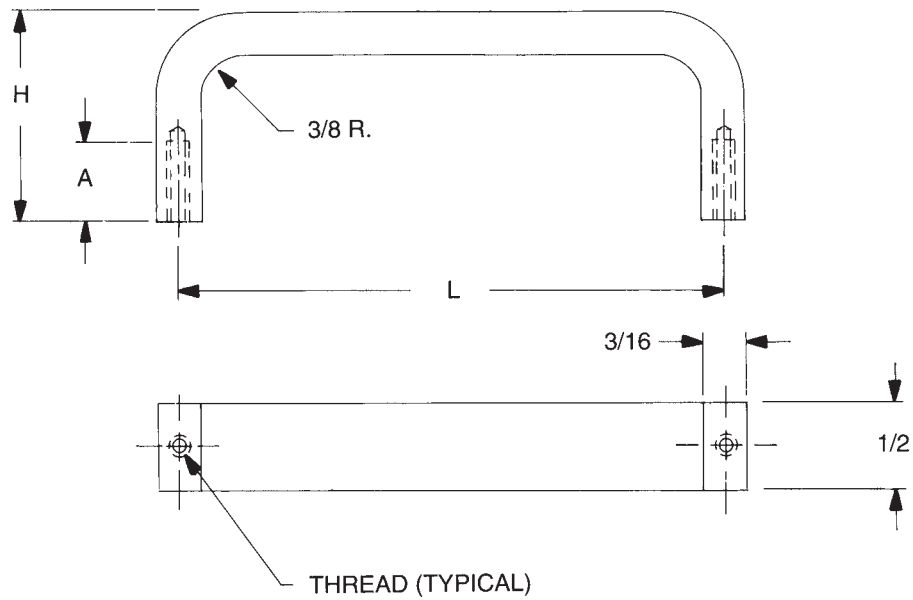
PART NO.	L ±1/32	H ±1/32
8451	3"	2-1/8
8452	3-3/4	
8453	4"	
8454	4-1/4	
8455	4-1/2	
8456	4-9/16	
8457	5"	
8458	6"	



THREAD CODE	
THREAD	CODE
3/8-24	3724

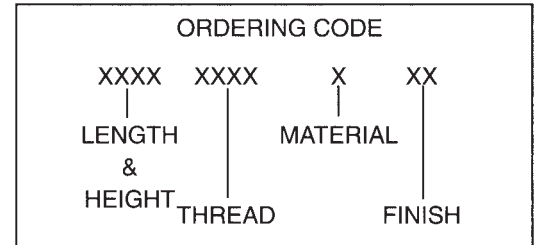
MATERIAL	CODE	RoHS
Aluminum	A	YES
Brass	B	YES
Stainless Steel	SS	YES
Steel	S	YES

1/2 x 3/16 RECTANGULAR INTERNAL THREAD HANDLES



See page 4H for finish codes
For non-standard parts contact Sales Office

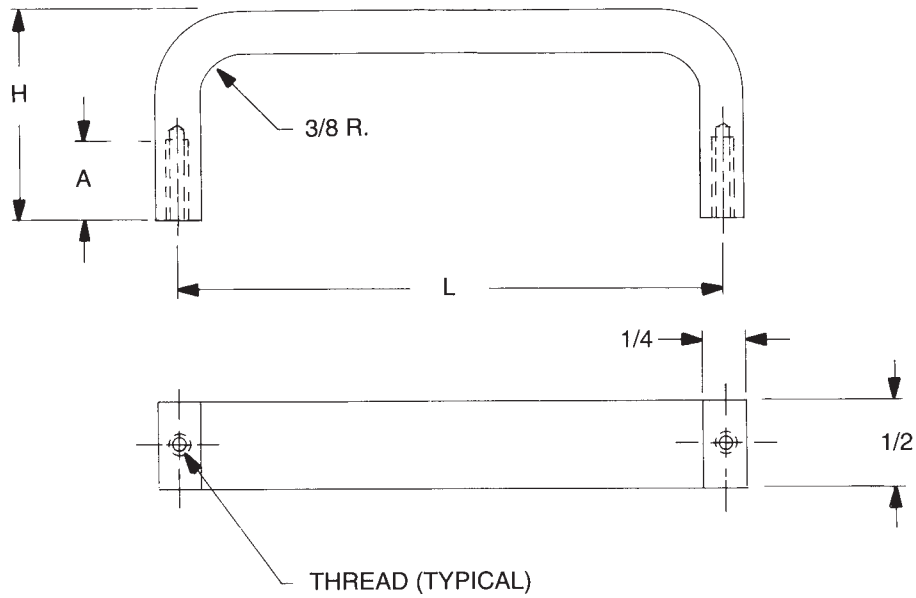
PART NO.	L ±1/32	H ±1/32
8459	2"	1-1/2
8460	3"	
8461	4"	
8462	5"	
8463	6"	1-3/4
8464	7"	
8465	2"	
8466	3"	
8467	4"	
8468	5"	
8469	6"	
8470	2"	2"
8471	3"	
8472	4"	
8473	5"	
8474	6"	



THREAD CODE & DEPTH		
THREAD	CODE	A
4-40	440	1/4
6-32	632	3/8

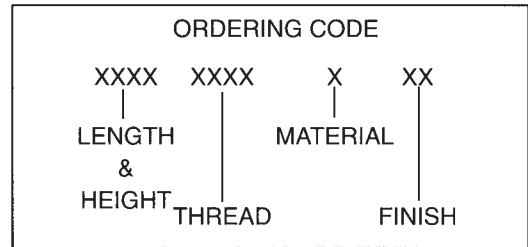
MATERIAL	CODE	RoHS
Aluminum	A	YES
Brass	B	YES

1/2 x 1/4 RECTANGULAR INTERNAL THREAD HANDLES



See page 4H for finish codes
For non-standard parts contact Sales Office

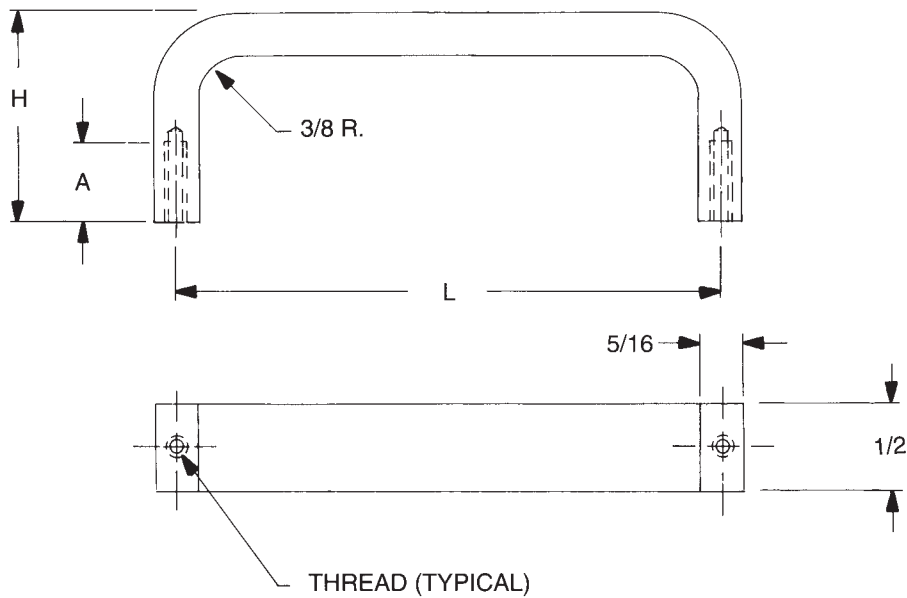
PART NO.	L ±1/32	H ±1/32
8475	2"	1-1/2
8476	3"	
8477	4"	
8478	5"	
8479	6"	
8480	7"	1-3/4
8481	2"	
8482	3"	
8483	4"	
8484	5"	
8485	6"	2"
8486	2"	
8487	3"	
8488	4"	
8489	5"	
8490	6"	



THREAD CODE & DEPTH		
THREAD	CODE	A
6-32	632	3/8
8-32	832	7/16

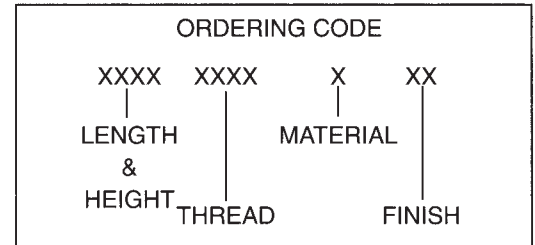
MATERIAL	CODE	RoHS
Aluminum	A	YES
Brass	B	YES

1/2 x 5/16 RECTANGULAR INTERNAL THREAD HANDLES



See page 4H for finish codes
For non-standard parts contact Sales Office

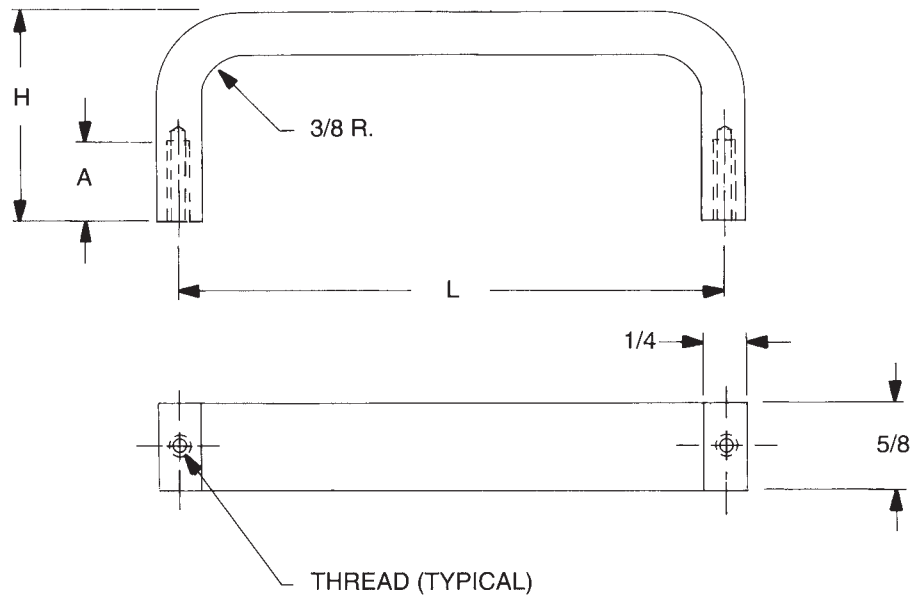
PART NO.	L ±1/32	H ±1/32
8491	2"	1"
8492	3"	
8493	4"	
8494	5"	
8495	6"	
8496	7"	
8497	2"	1-1/4
8498	3"	
8499	4"	
8500	5"	
8501	6"	
8502	7"	
8503	2"	1-1/2
8504	3"	
8505	4"	
8506	5"	
8507	6"	
8508	2"	
8509	3"	
8510	4"	
8511	5"	
8512	6"	
8513	2"	2"
8514	3"	
8515	4"	
8516	5"	
8517	6"	



THREAD CODE		
THREAD	CODE	A
8-32	832	7/16
10-32	1032	5/16-9/16

MATERIAL	CODE	RoHS
Aluminum	A	YES
Brass	B	YES

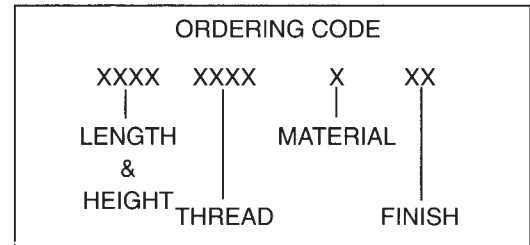
5/8 x 1/4 RECTANGULAR INTERNAL THREAD HANDLES



See page 4H for finish codes
For non-standard parts contact Sales Office

PART NO.	L ±1/32	H ±1/32
8518	2"	1"
8519	2-1/2"	
8520	3"	
8521	4"	
8522	4-1/4"	
8523	4-1/2"	
8524	4-9/16"	
8525	5"	
8526	6"	
8527	7"	
8528	2"	1-1/4"
8529	3"	
8530	4"	
8531	5"	
8532	6"	
8533	7"	
8534	2"	1-5/16"
8535	2-1/2"	
8536	3"	
8537	4"	
8538	4-1/4"	
8539	4-1/2"	
8540	4-9/16"	
8541	5"	
8542	6"	
8543	7"	

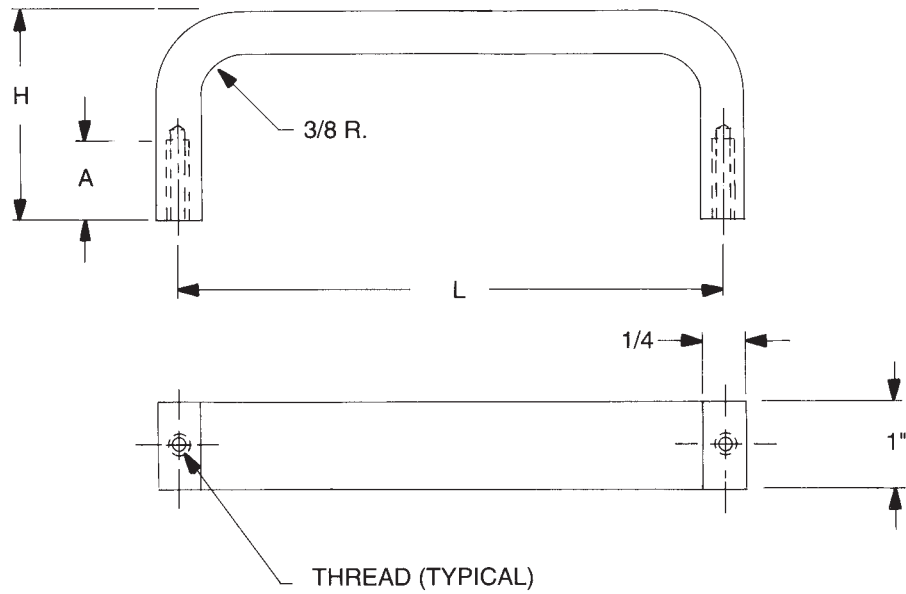
PART NO.	L ±1/32	H ±1/32	
8544	3"	1-3/8"	
8545	4"		
8546	5"		
8547	6"		
8548	7"	1-1/2"	
8549	3"		
8550	4"		
8551	4-1/4"		
8552	4-1/2"		
8553	4-9/16"		
8554	6"		
8555	6-7/16"		1-3/4"
8556	4"		
8557	4-1/4"		
8558	4-1/2"		
8559	4-9/16"		
8560	6"		



THREAD CODE & DEPTH		
THREAD	CODE	A
6-32	632	3/8
8-32	832	7/16

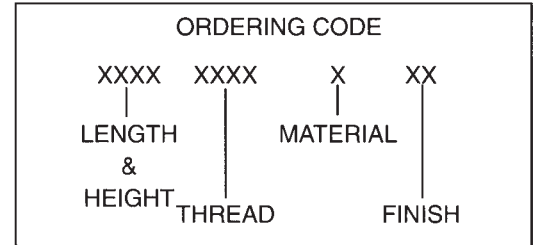
MATERIAL	CODE	RoHS
Aluminum	A	YES
Brass	B	YES

1 x 1/4 RECTANGULAR INTERNAL THREAD HANDLES



See page 4H for finish codes
For non-standard parts contact Sales Office

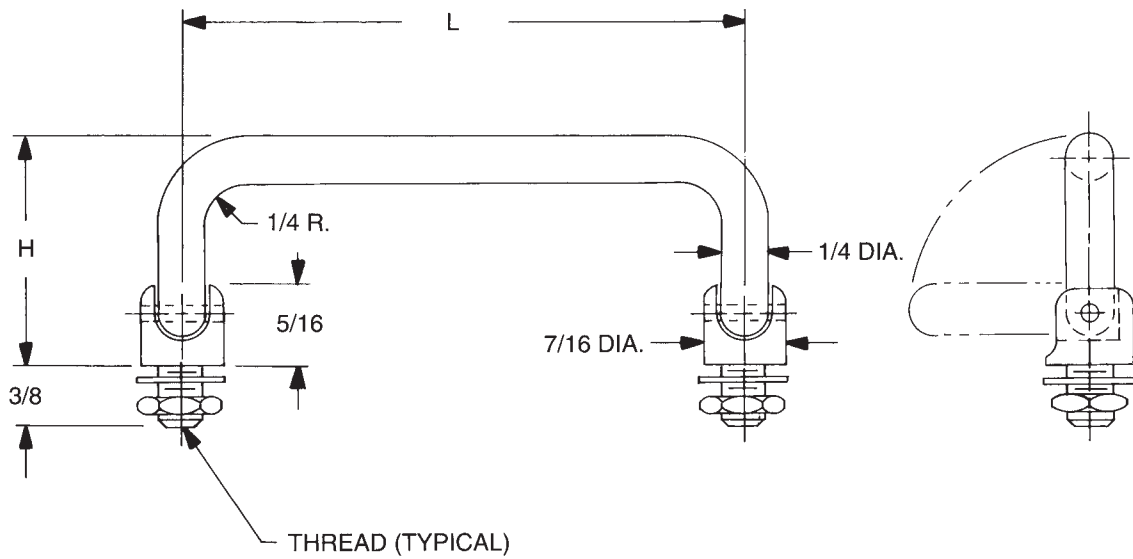
PART NO.	L ±1/32	H ±1/32
8561	2"	1"
8562	3"	
8563	4"	
8564	5"	
8565	6"	
8566	7"	
8567	4"	1-1/4
8568	5"	
8569	6"	
8570	7"	
8571	2"	1-1/2
8572	3"	
8573	4"	
8574	5"	
8575	6"	
8576	2"	2"
8577	3"	
8578	4"	
8579	5"	



THREAD CODE & DEPTH		
THREAD	CODE	A
6-32	632	3/8
8-32	832	7/16

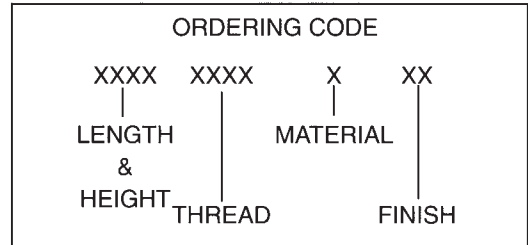
MATERIAL	CODE	RoHS
Aluminum	A	YES
Brass	B	YES

1/4 ROUND – 90° FREE FALL – EXTERNAL THREAD HANDLES



Nuts and washers supplied
 See page 4H for finish codes
 For non-standard parts contact Sales Office

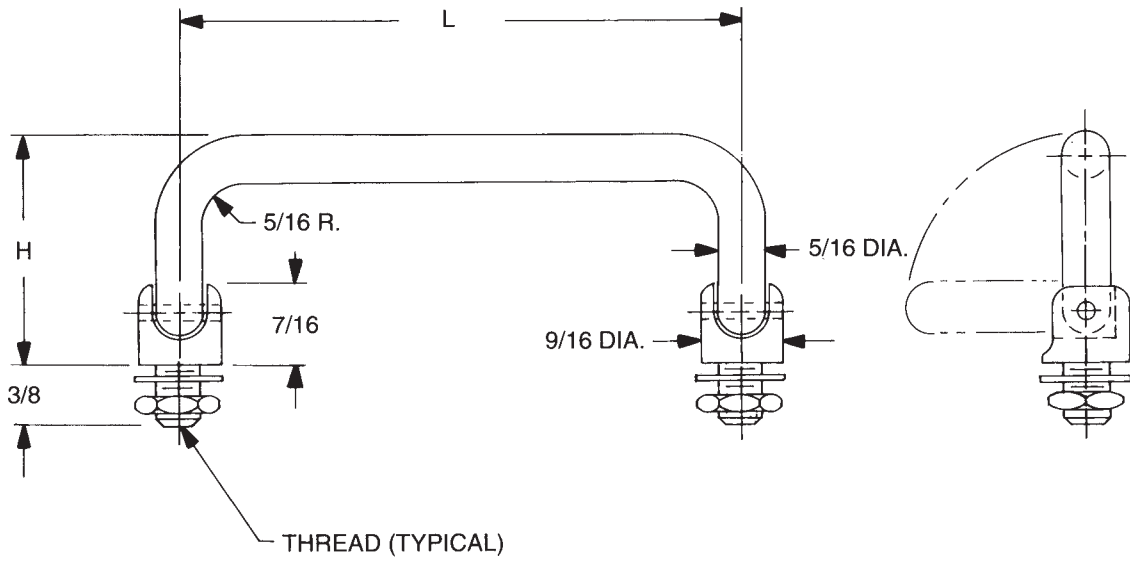
PART NO.	L ±1/32	H ±1/32
8580	3"	
8581	3-1/2	
8582	4"	
8583	4-1/4	1.460
8584	4-1/2	
8585	5"	
8586	6"	



THREAD CODE	
THREAD	CODE
1/4-28	2528
5/16-24	3124

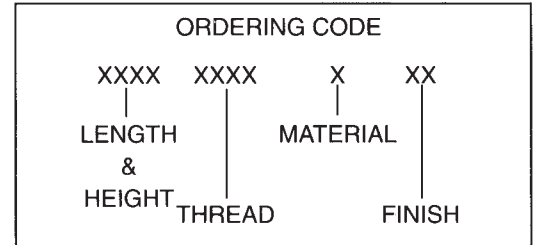
MATERIAL	CODE	RoHS
Aluminum	A	YES
Brass	B	YES
Stainless Steel	SS	YES
Steel	S	YES

5/16 ROUND – 90° FREE FALL – EXTERNAL THREAD HANDLES



Nuts and washers supplied
 See page 4H for finish codes
 For non-standard parts contact Sales Office

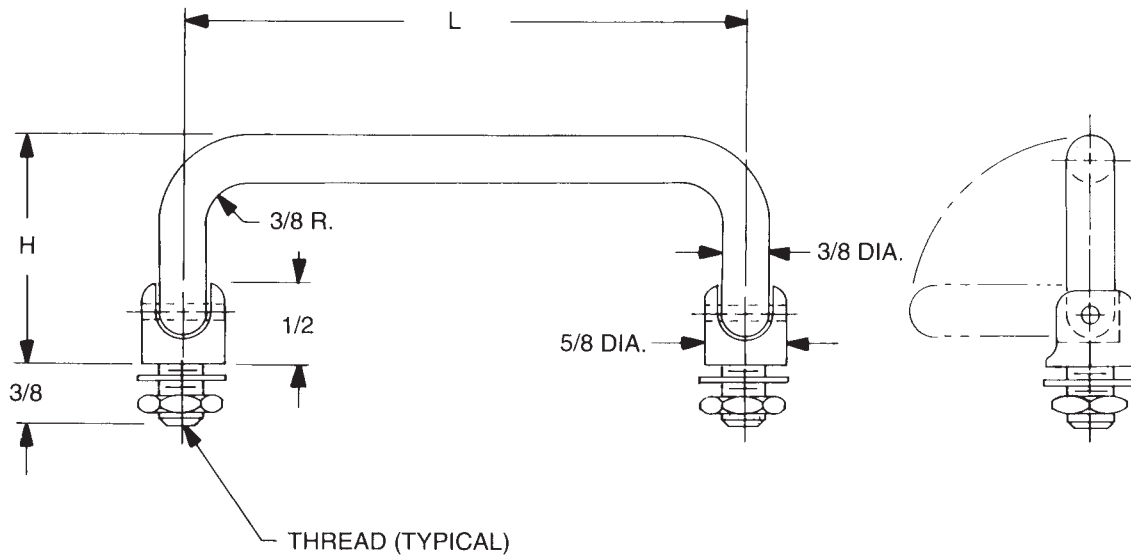
PART NO.	L ±1/32	H ±1/32
8587	3"	1.531
8588	3-1/2"	
8589	4"	
8590	4-1/4"	
8591	4-1/2"	
8592	5"	
8593	6"	
8594	3"	1.810
8595	3-1/2"	
8596	4"	
8597	4-1/4"	
8598	4-1/2"	
8599	5"	
8600	6"	



THREAD CODE	
THREAD	CODE
5/16-24	3124
3/8-24	3724

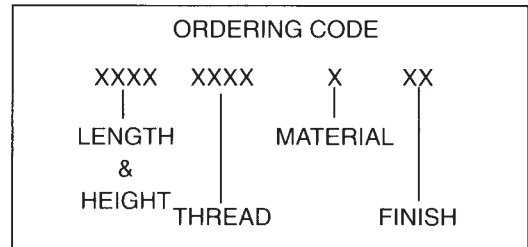
MATERIAL	CODE	RoHS
Aluminum	A	YES
Brass	B	YES
Stainless Steel	SS	YES
Steel	S	YES

3/8 ROUND – 90° FREE FALL – EXTERNAL THREAD HANDLES



Nuts and washers supplied
 See page 4H for finish codes
 For non-standard parts contact Sales Office

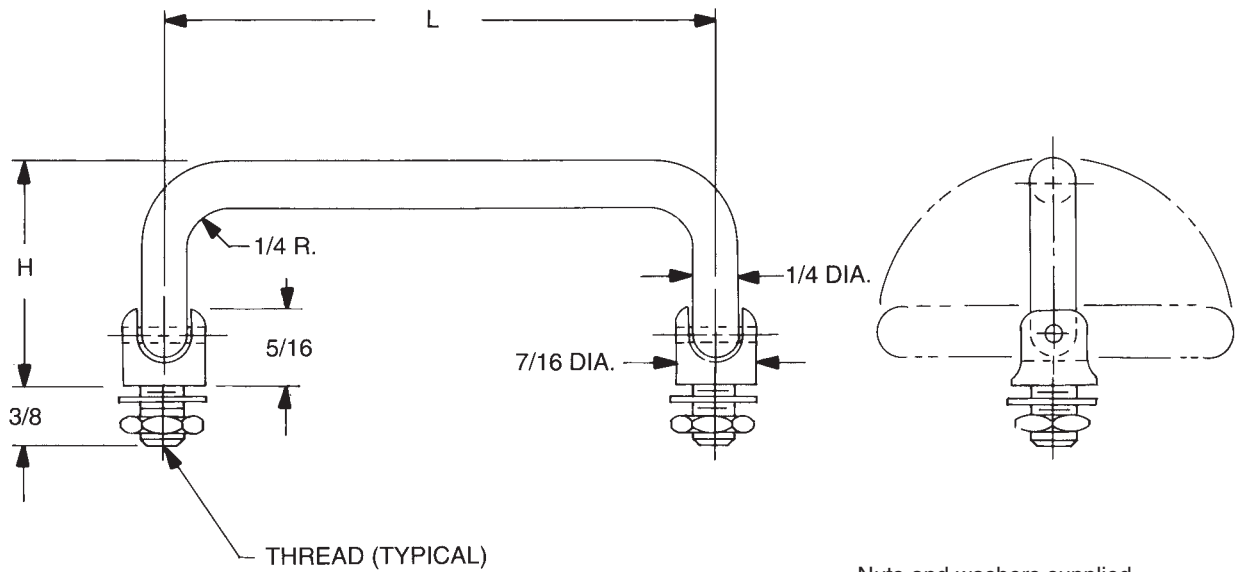
PART NO.	L ±1/32	H ±1/32
8601	3"	1.531
8602	3-1/2"	
8603	4"	
8604	4-1/4"	
8605	4-1/2"	
8606	5"	
8607	6"	
8608	3"	1.850
8609	3-1/2"	
8610	4"	
8611	4-1/4"	
8612	4-1/2"	
8613	5"	
8614	6"	



THREAD CODE	
THREAD	CODE
5/16-24	3124
3/8-24	3724

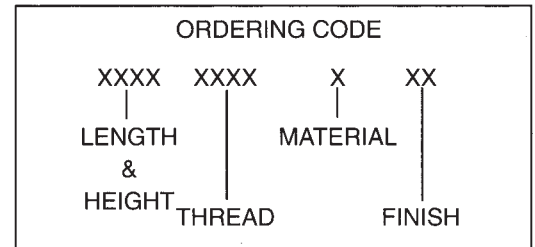
MATERIAL	CODE	RoHS
Aluminum	A	YES
Brass	B	YES
Stainless Steel	SS	YES
Steel	S	YES

1/4 ROUND – 180° FREE FALL – EXTERNAL THREAD HANDLES



Nuts and washers supplied
 See page 4H for finish codes
 For non-standard parts contact Sales Office

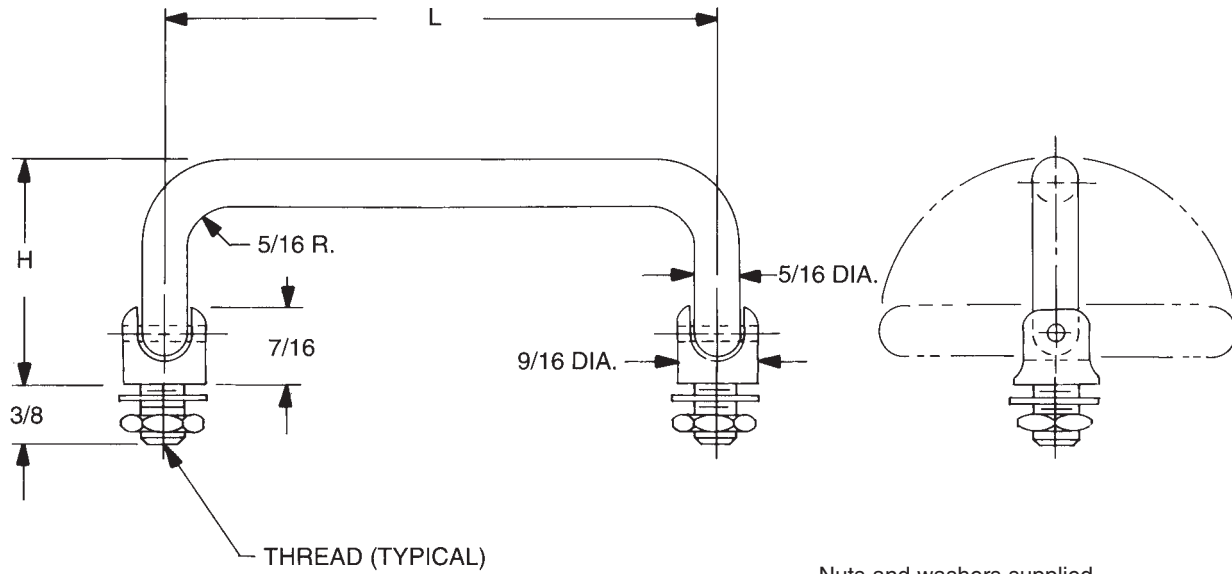
PART NO.	L ±1/32	H ±1/32
8615	3"	1.460
8616	3-1/2"	
8617	4"	
8618	4-1/4"	
8619	4-1/2"	
8620	5"	
8621	6"	



THREAD CODE	
THREAD	CODE
1/4-28	2528
5/16-24	3124

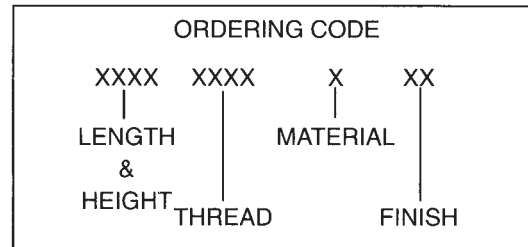
MATERIAL	CODE	RoHS
Aluminum	A	YES
Brass	B	YES
Stainless Steel	SS	YES
Steel	S	YES

5/16 ROUND – 180° FREE FALL – EXTERNAL THREAD HANDLES



Nuts and washers supplied
 See page 4H for finish codes
 For non-standard parts contact Sales Office

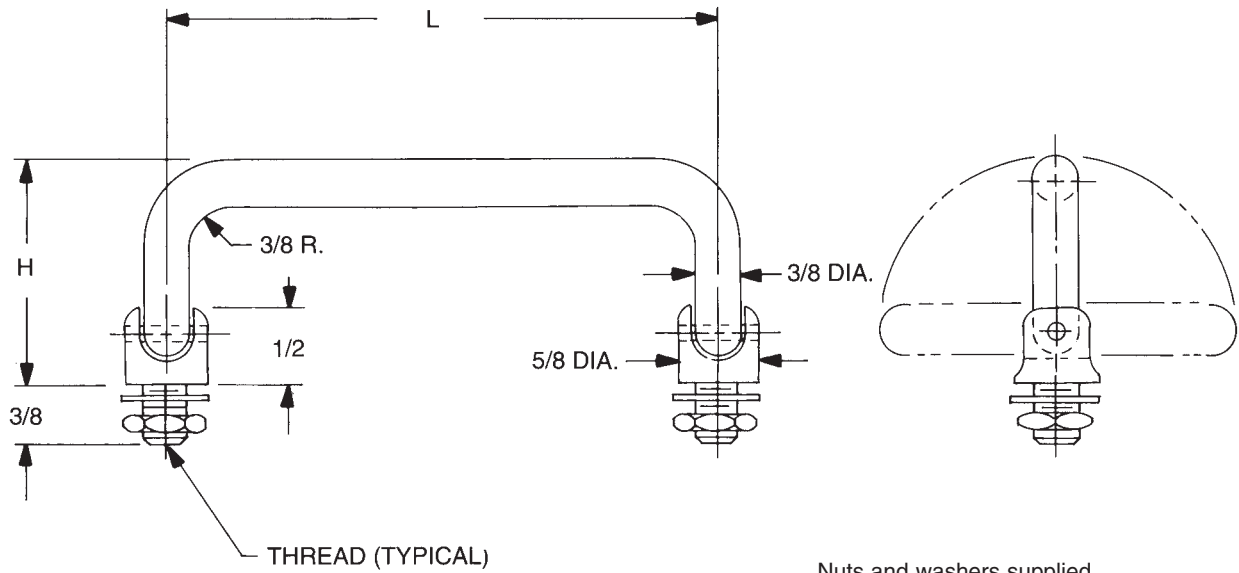
PART NO.	L ±1/32	H ±1/32
8622	3"	1.531
8623	3-1/2"	
8624	4"	
8625	4-1/4"	
8626	4-1/2"	
8627	5"	
8628	6"	
8629	3"	1.850
8630	3-1/2"	
8631	4"	
8632	4-1/2"	
8633	5"	
8634	6"	



THREAD CODE	
THREAD	CODE
5/16-24	3124
3/8-24	3724

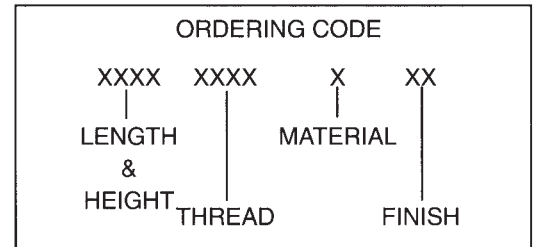
MATERIAL	CODE	RoHS
Aluminum	A	YES
Brass	B	YES
Stainless Steel	SS	YES
Steel	S	YES

3/8 ROUND – 180° FREE FALL – EXTERNAL THREAD HANDLES



Nuts and washers supplied
 See page 4H for finish codes
 For non-standard parts contact Sales Office

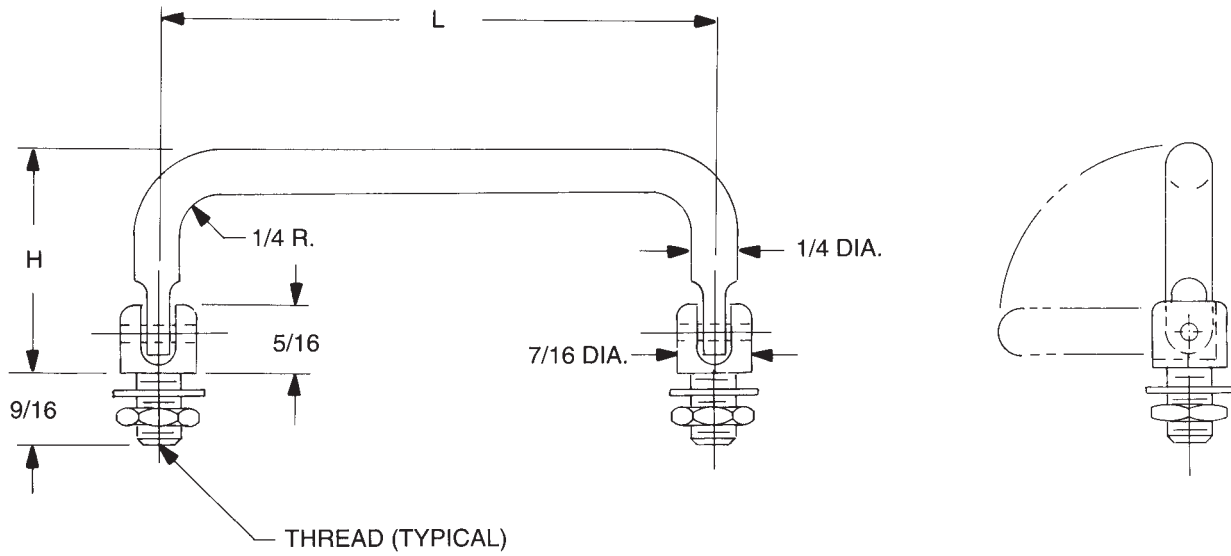
PART NO.	L ±1/32	H ±1/32
8635	3"	1.531
8636	3-1/2"	
8637	4"	
8638	4-1/4"	
8639	4-1/2"	
8640	5"	
8641	6"	
8642	3"	1.850
8643	3-1/2"	
8644	4"	
8645	4-1/4"	
8646	4-1/2"	
8647	5"	
8648	6"	



THREAD CODE	
THREAD	CODE
5/16-24	3124
3/8-24	3724

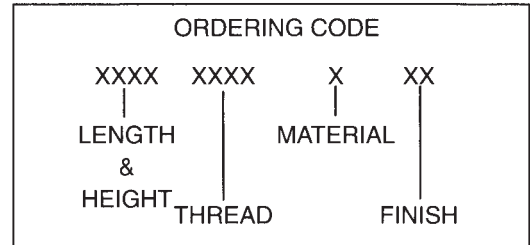
MATERIAL	CODE	RoHS
Aluminum	A	YES
Brass	B	YES
Stainless Steel	SS	YES
Steel	S	YES

1/4 ROUND – 90° INFINITE POSITION – EXTERNAL THREAD HANDLES



Nuts and washers supplied
 See page 4H for finish codes
 For non-standard parts contact Sales Office

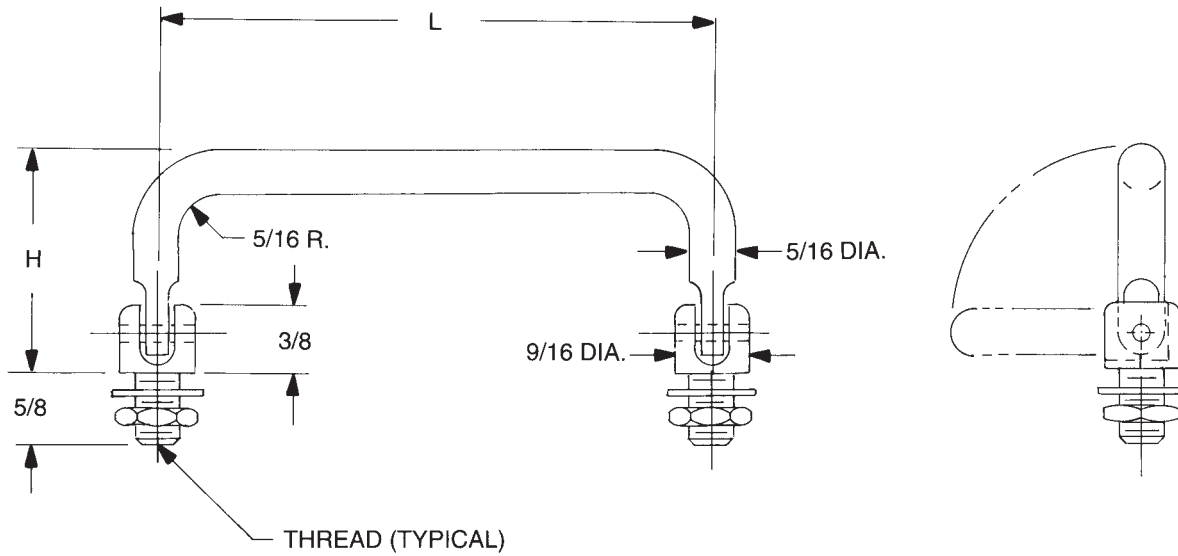
PART NO.	L ±1/32	H ±1/32
8649	3"	
8650	3-1/2	
8651	4"	
8652	4-1/2	1.460
8653	5"	
8654	6"	
8655	7"	



THREAD CODE	
THREAD	CODE
1/4-28	2528
5/16-24	3124

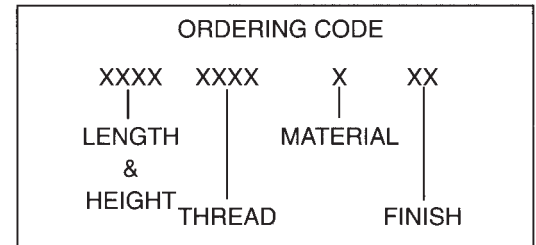
MATERIAL	CODE	RoHS
Aluminum	A	YES
Brass	B	YES
Stainless Steel	SS	YES
Steel	S	YES

5/16 ROUND – 90° INFINITE POSITION – EXTERNAL THREAD HANDLES



Nuts and washers supplied
 See page 4H for finish codes
 For non-standard parts contact Sales Office

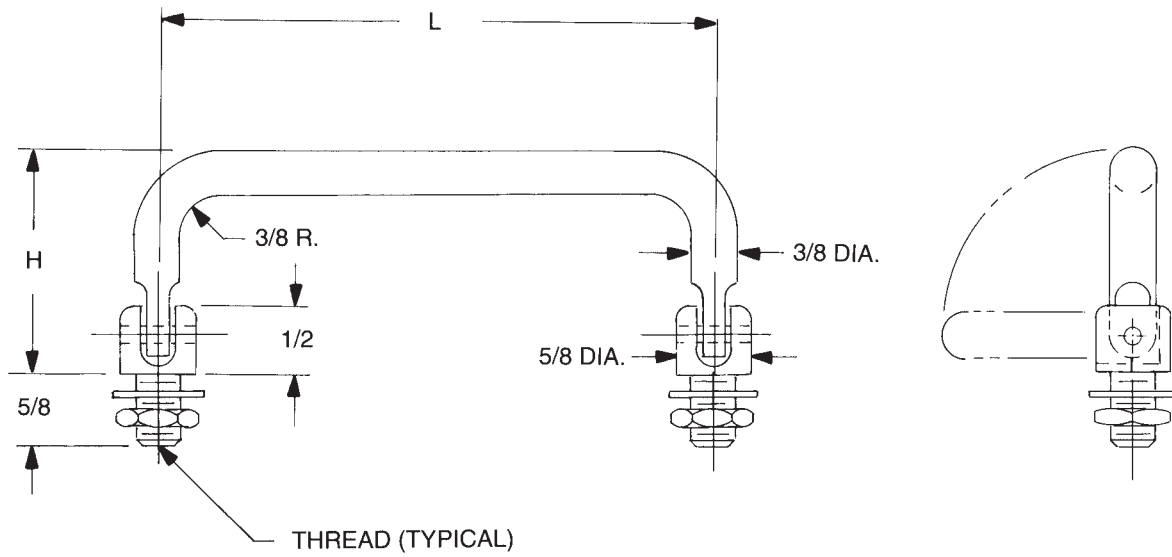
PART NO.	L ±1/32	H ±1/32
8656	3"	1.620
8657	3-1/2"	
8658	4"	
8659	4-1/2"	
8660	5"	
8661	6"	
8662	7"	



THREAD CODE	
THREAD	CODE
5/16-24	3124
3/8-24	3724

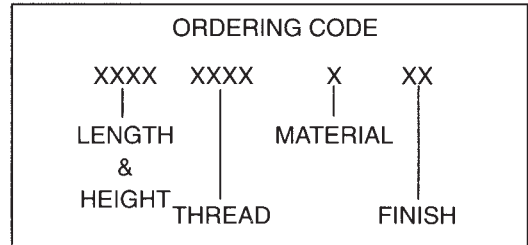
MATERIAL	CODE	RoHS
Aluminum	A	YES
Brass	B	YES
Stainless Steel	SS	YES
Steel	S	YES

3/8 ROUND – 90° INFINITE POSITION – EXTERNAL THREAD HANDLES



Nuts and washers supplied
 See page 4H for finish codes
 For non-standard parts contact Sales Office

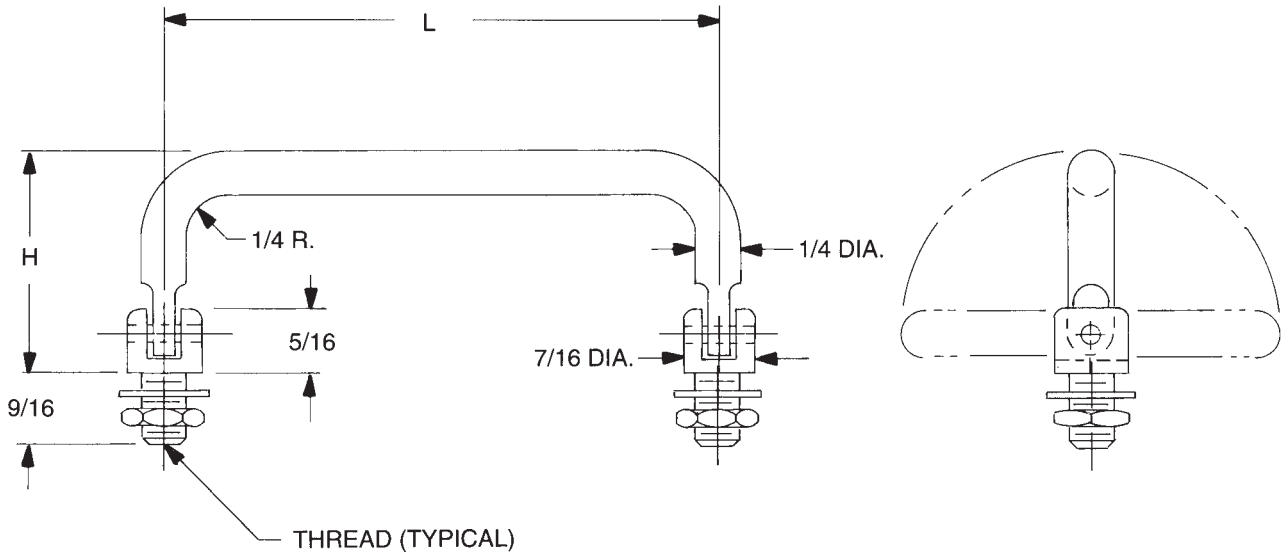
PART NO.	L ±1/32	H ±1/32
8663	3"	
8664	3-1/2	
8665	4"	
8666	4-1/2	1.810
8667	5"	
8668	6"	
8669	7"	



THREAD CODE	
THREAD	CODE
5/16-24	3124
3/8-24	3724

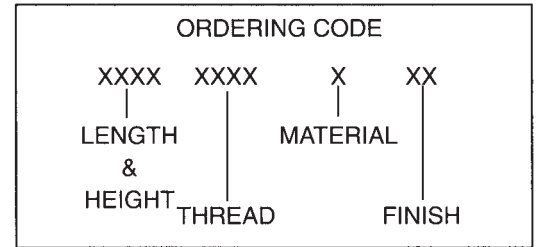
MATERIAL	CODE	RoHS
Aluminum	A	YES
Brass	B	YES
Stainless Steel	SS	YES
Steel	S	YES

1/4 ROUND – 180° INFINITE POSITION – EXTERNAL THREAD HANDLES



Nuts and washers supplied
 See page 4H for finish codes
 For non-standard parts contact Sales Office

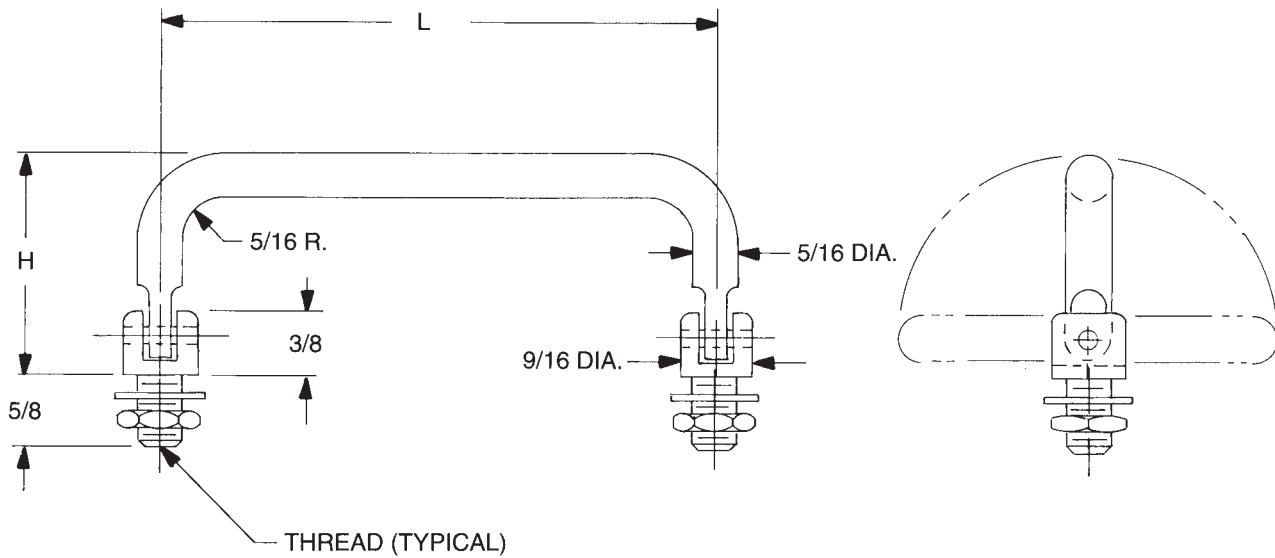
PART NO.	L ±1/32	H ±1/32
8670	3"	1.460
8671	3-1/2"	
8672	4"	
8673	4-1/2"	
8674	5"	
8675	6"	
8676	7"	



THREAD CODE	
THREAD	CODE
1/4-28	2528
5/16-24	3124

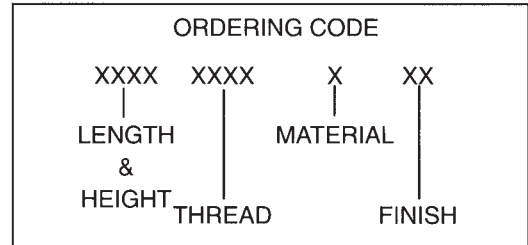
MATERIAL	CODE	RoHS
Aluminum	A	YES
Brass	B	YES
Stainless Steel	SS	YES
Steel	S	YES

5/16 ROUND – 180° INFINITE POSITION – EXTERNAL THREAD HANDLES



Nuts and washers supplied
 See page 4H for finish codes
 For non-standard parts contact Sales Office

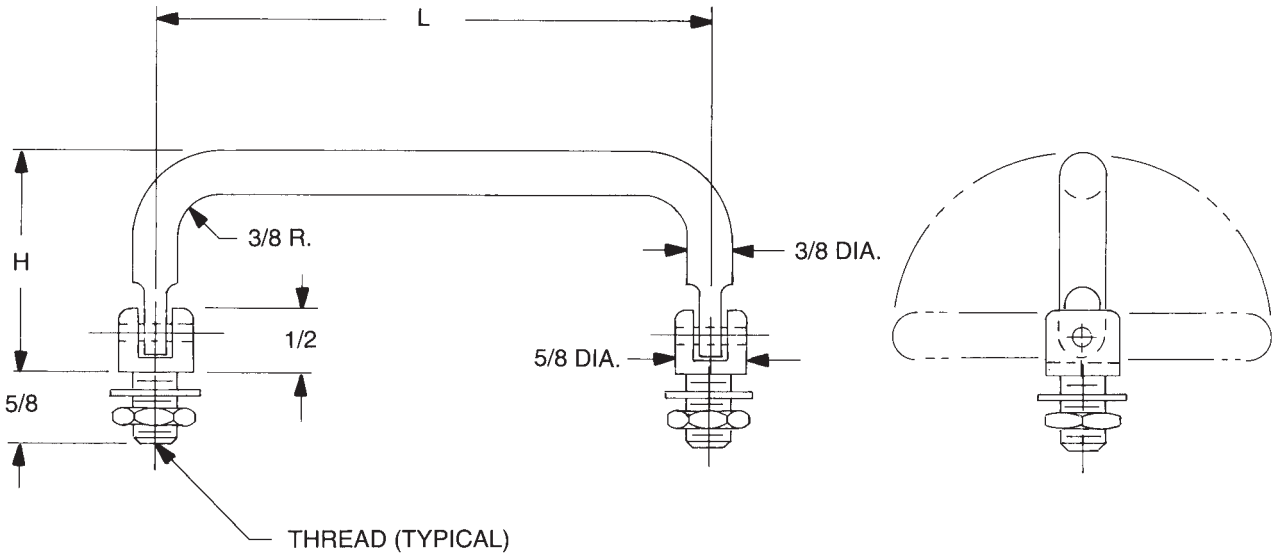
PART NO.	L ±1/32	H ±1/32
8677	3"	1.620
8678	3-1/2	
8679	4"	
8680	4-1/2	
8681	5"	
8682	6"	
8683	7"	



THREAD CODE	
THREAD	CODE
5/16-24	3124
3/8-24	3724

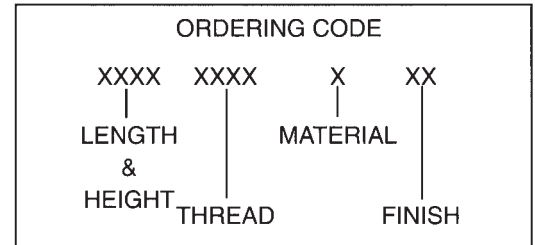
MATERIAL	CODE	RoHS
Aluminum	A	YES
Brass	B	YES
Stainless Steel	SS	YES
Steel	S	YES

3/8 ROUND – 180° INFINITE POSITION – EXTERNAL THREAD HANDLES



Nuts and washers supplied
 See page 4H for finish codes
 For non-standard parts contact Sales Office

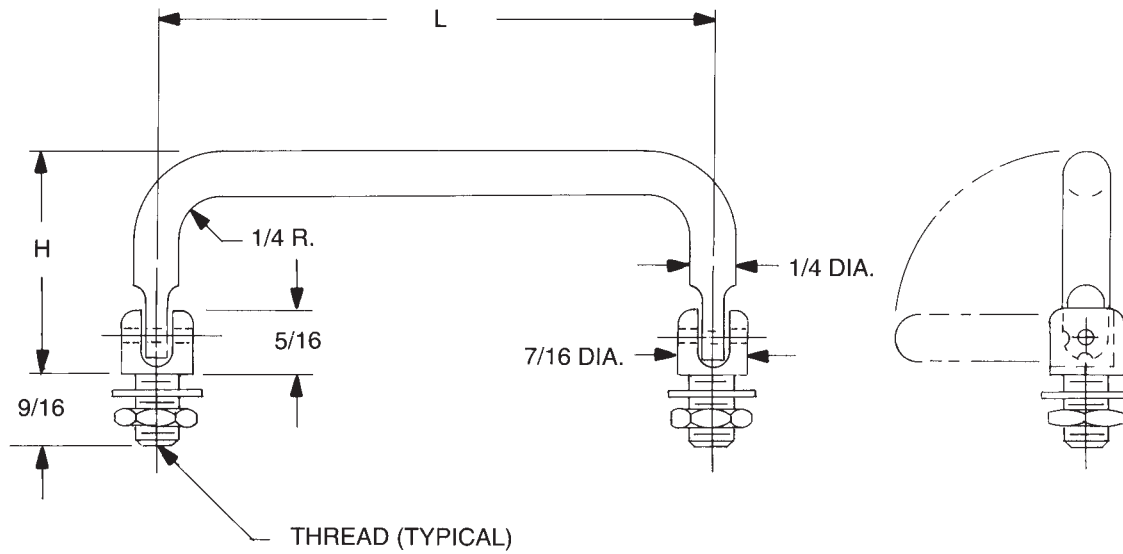
PART NO.	L ±1/32	H ±1/32
8684	3"	1.810
8685	3-1/2"	
8686	4"	
8687	4-1/2"	
8688	5"	
8689	6"	
8690	7"	



THREAD CODE	
THREAD	CODE
5/16-24	3124
3/8-24	3724

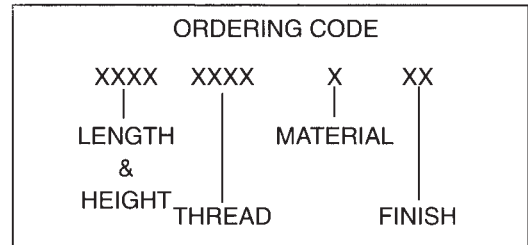
MATERIAL	CODE	RoHS
Aluminum	A	YES
Brass	B	YES
Stainless Steel	SS	YES
Steel	S	YES

1/4 ROUND – 90° 2 POSITION – EXTERNAL THREAD HANDLES



Nuts and washers supplied
 See page 4H for finish codes
 For non-standard parts contact Sales Office

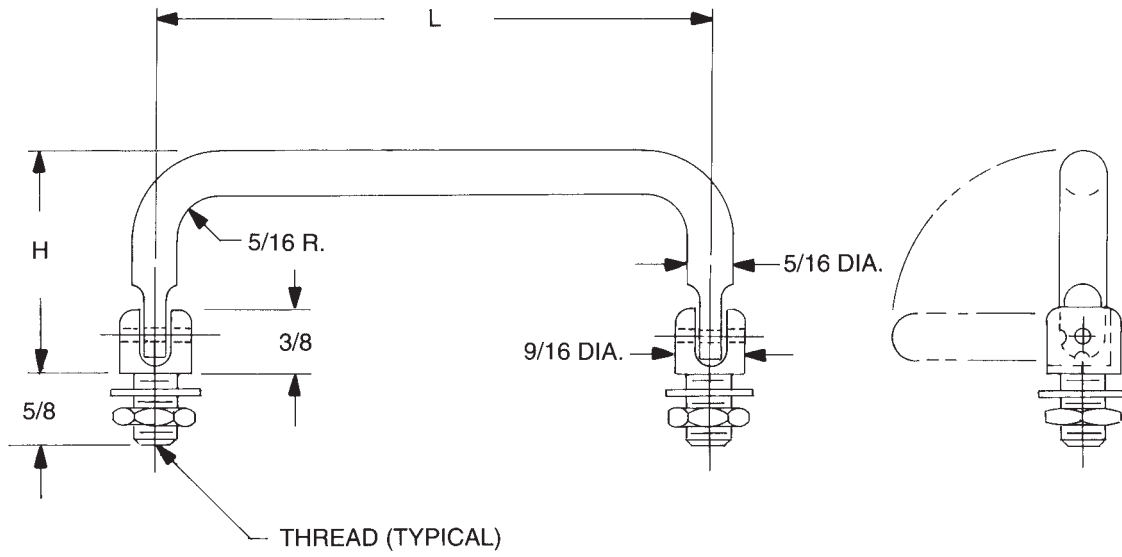
PART NO.	L ±1/32	H ±1/32
8691	4"	1.430
8692	4-1/4"	
8693	4-1/2"	
8694	5"	
8695	6"	
8696	7"	
8697	3"	1.460
8698	3-1/2"	
8699	4"	
8700	4-1/4"	
8701	4-1/2"	
8702	5"	
8703	6"	



THREAD CODE	
THREAD	CODE
1/4-28	2528
5/16-24	3124

MATERIAL	CODE	RoHS
Aluminum	A	YES
Brass	B	YES
Stainless Steel	SS	YES
Steel	S	YES

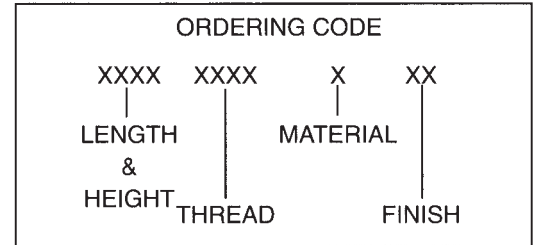
5/16 ROUND – 90° 2 POSITION – EXTERNAL THREAD HANDLES



Nuts and washers supplied
 See page 4H for finish codes
 For non-standard parts contact Sales Office

PART NO.	L ±1/32	H ±1/32
8704	3"	
8705	3-1/2"	
8706	4"	
8707	4-1/4"	1.530
8708	4-1/2"	
8709	5"	
8710	6"	
8711	3"	
8712	3-1/2"	
8713	4"	
8714	4-1/4"	1.810
8715	4-1/2"	
8716	5"	
8717	6"	

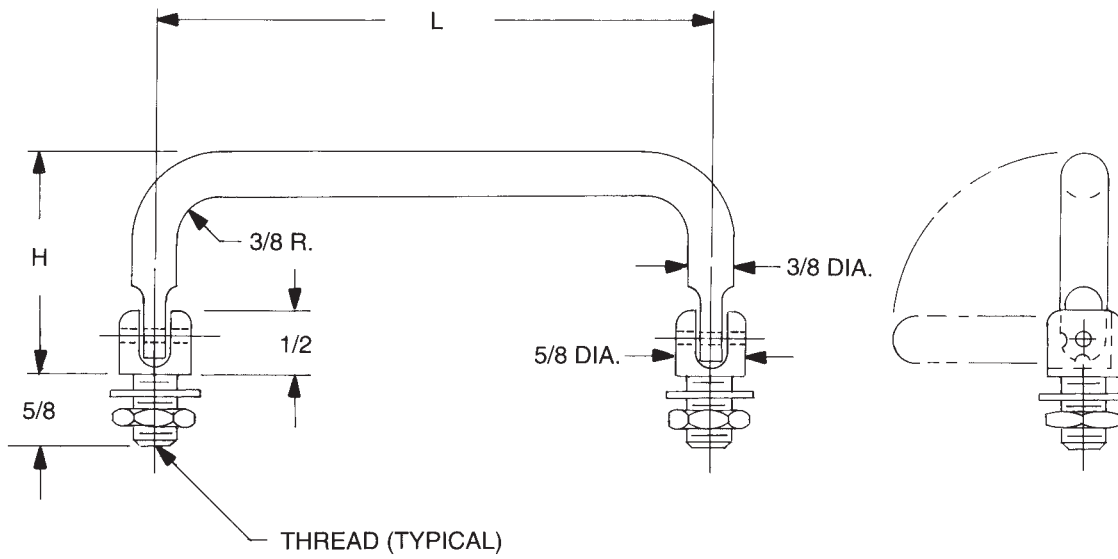
PART NO.	L ±1/32	H ±1/32
8718	4"	
8719	4-1/4"	
8720	4-1/2"	1.850
8721	5"	
8722	6"	



THREAD CODE	
THREAD	CODE
5/16-24	3124
3/8-24	3724

MATERIAL	CODE	RoHS
Aluminum	A	YES
Brass	B	YES
Stainless Steel	SS	YES
Steel	S	YES

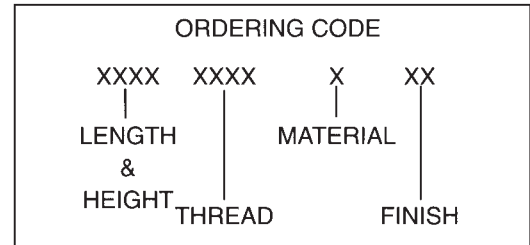
3/8 ROUND – 90° 2 POSITION – EXTERNAL THREAD HANDLES



Nuts and washers supplied
 See page 4H for finish codes
 For non-standard parts contact Sales Office

PART NO.	L ±1/32	H ±1/32
8723	3"	
8724	3-1/2"	
8725	4"	
8726	4-1/4"	1.530
8727	4-1/2"	
8728	5"	
8729	6"	
8730	4"	
8731	4-1/4"	
8732	4-1/2"	1.625
8733	5"	
8734	6"	
8735	7"	
8736	4"	
8737	4-1/4"	
8738	4-1/2"	1.810
8739	5"	
8740	6"	
8741	7"	
8742	4"	
8743	4-1/4"	
8744	4-1/2"	1.843
8745	5"	
8746	6"	

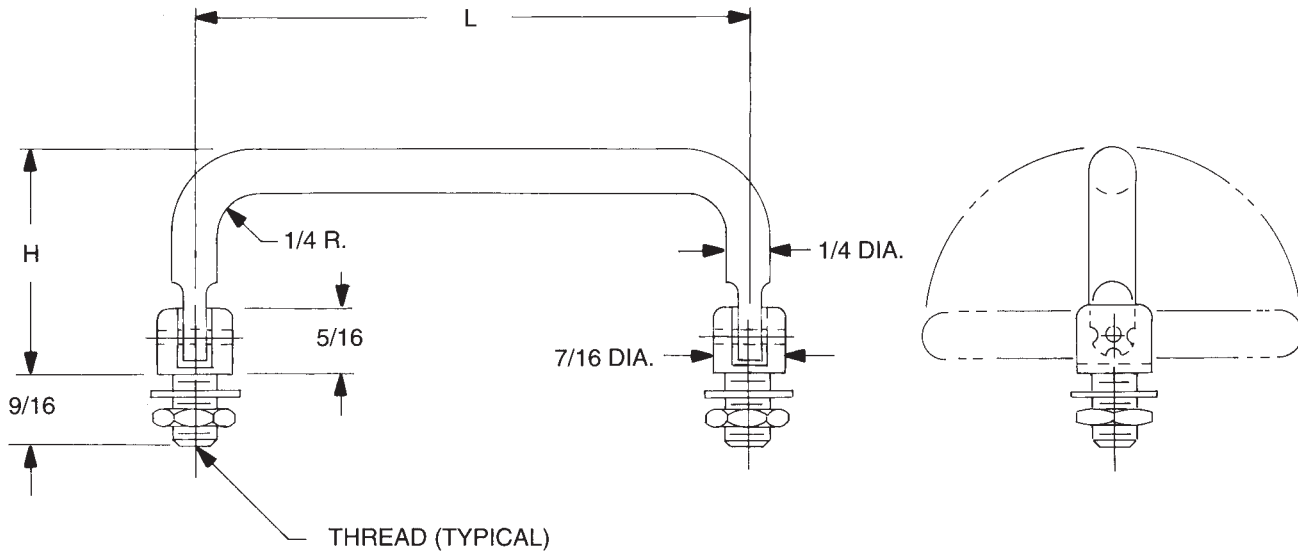
PART NO.	L ±1/32	H ±1/32
8747	3"	
8748	3-1/2"	
8749	4"	
8750	4-1/4"	1.850
8751	4-1/2"	
8752	5"	
8753	6"	
8754	4"	
8755	4-1/4"	2.375
8756	4-1/2"	
8757	5"	



THREAD CODE	
THREAD	CODE
5/16-24	3124
3/8-24	3724

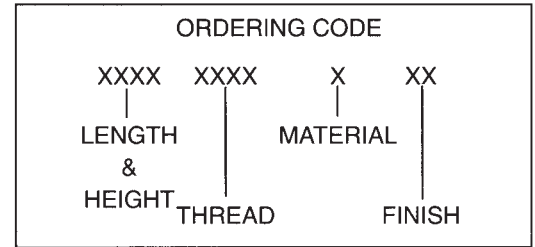
MATERIAL	CODE	RoHS
Aluminum	A	YES
Brass	B	YES
Stainless Steel	SS	YES
Steel	S	YES

1/4 ROUND – 180° 3 POSITION – EXTERNAL THREAD HANDLES



Nuts and washers supplied
 See page 4H for finish codes
 For non-standard parts contact Sales Office

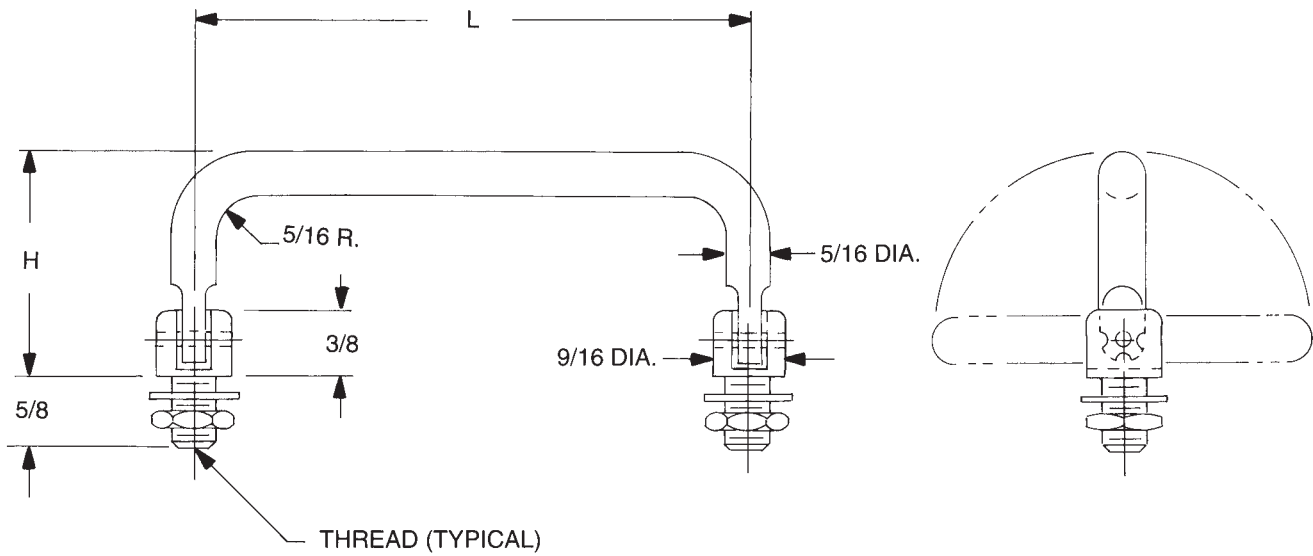
PART NO.	L ±1/32	H ±1/32
8758	4"	1.430
8759	4-1/4"	
8760	4-1/2"	
8761	5"	
8762	6"	
8763	7"	
8764	3"	1.460
8765	3-1/2"	
8766	4"	
8767	4-1/4"	
8768	5"	
8769	6"	



THREAD CODE	
THREAD	CODE
1/4-28	2528
5/16-24	3124

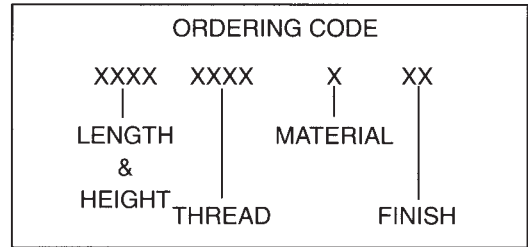
MATERIAL	CODE	RoHS
Aluminum	A	YES
Brass	B	YES
Stainless Steel	SS	YES
Steel	S	YES

5/16 ROUND – 180° 3 POSITION – EXTERNAL THREAD HANDLES



Nuts and washers supplied
 See page 4H for finish codes
 For non-standard parts contact Sales Office

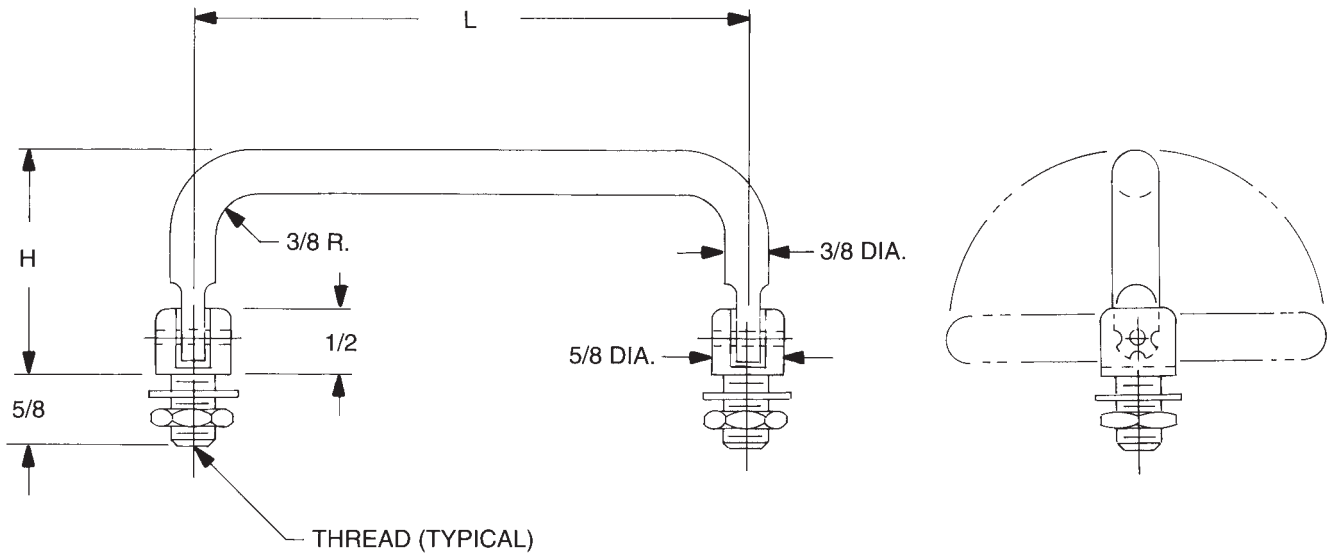
PART NO.	L ±1/32	H ±1/32
8770	4"	1.430
8771	4-1/4"	
8772	4-1/2"	
8773	5"	
8774	6"	
8775	7"	
8776	3"	1.530
8777	3-1/2"	
8778	4"	
8779	4-1/4"	
8780	4-1/2"	
8781	5"	
8782	6"	
8783	3"	1.850
8784	3-1/2"	
8785	4"	
8786	4-1/4"	
8787	4-1/2"	
8788	5"	
8789	6"	



THREAD CODE	
THREAD	CODE
5/16-24	3124
3/8-24	3724

MATERIAL	CODE	RoHS
Aluminum	A	YES
Brass	B	YES
Stainless Steel	SS	YES
Steel	S	YES

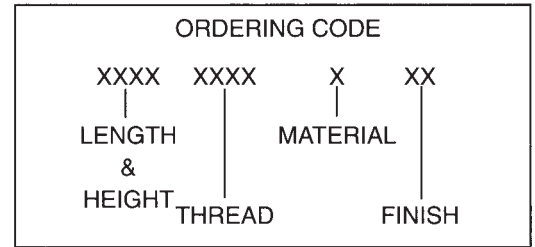
3/8 ROUND – 180° 3 POSITION – EXTERNAL THREAD HANDLES



Nuts and washers supplied
 See page 4H for finish codes
 For non-standard parts contact Sales Office

PART NO.	L ±1/32	H ±1/32
8790	3"	
8791	3-1/2"	
8792	4"	
8793	4-1/4"	1.530
8794	4-1/2"	
8795	5"	
8796	6"	
8797	4"	1.810
8798	4-1/4"	
8799	4-1/2"	
8800	5"	
8801	6"	

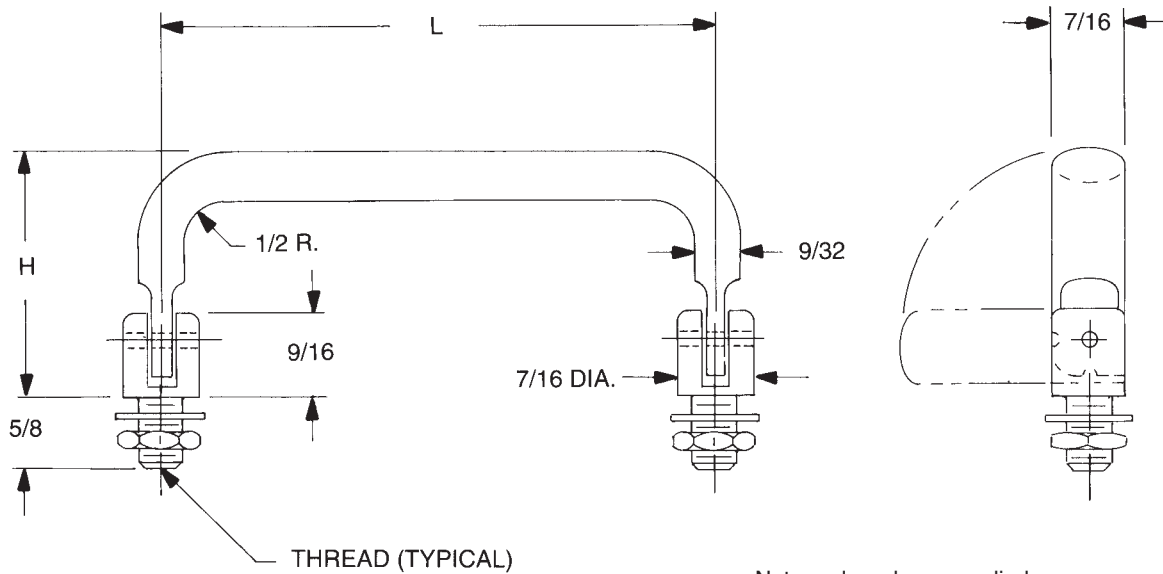
PART NO.	L ±1/32	H ±1/32
8802	3"	
8803	3-1/2"	
8804	4"	
8805	4-1/4"	1.850
8806	4-1/2"	
8807	5"	
8808	6"	
8809	4"	2.375
8810	4-1/4"	
8811	4-1/2"	
8812	5"	



THREAD CODE	
THREAD	CODE
5/16-24	3124
3/8-24	3724

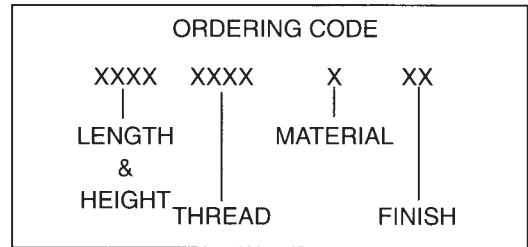
MATERIAL	CODE	RoHS
Aluminum	A	YES
Brass	B	YES
Stainless Steel	SS	YES
Steel	S	YES

7/16 x 9/32 OVAL – 90° 2 POSITION – EXTERNAL THREAD HANDLES



Nuts and washers supplied
 See page 4H for finish codes
 For non-standard parts contact Sales Office

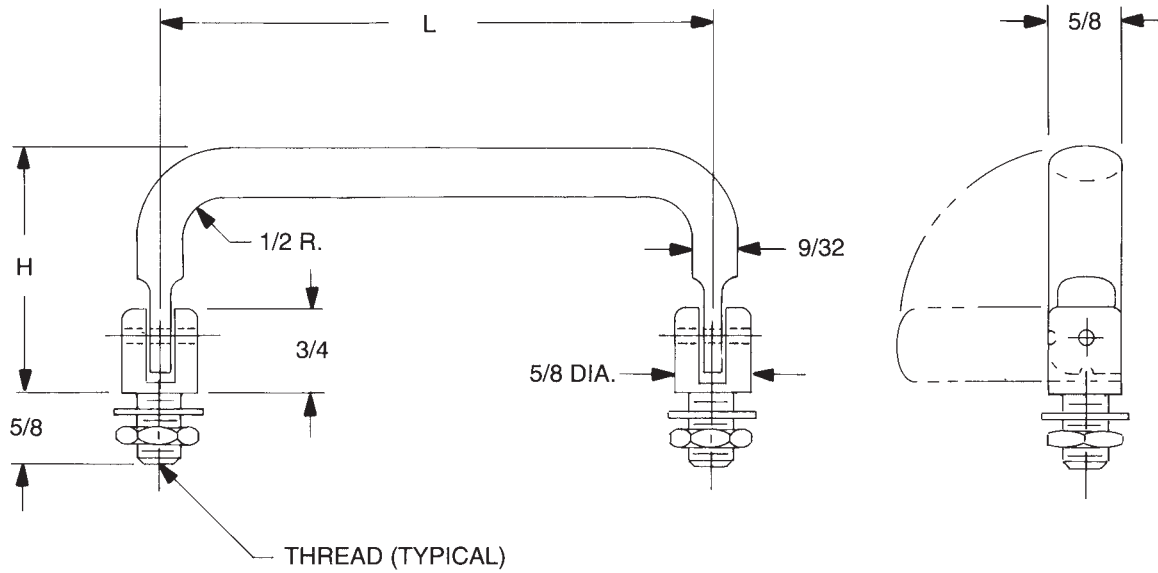
PART NO.	L ±1/32	H ±1/32
8813	3"	1.695
8814	4"	
8815	4-1/4"	
8816	4-1/2"	
8817	5"	
8818	6"	
8819	3"	1.791
8820	4"	
8821	4-1/4"	
8822	4-1/2"	
8823	5"	
8824	6"	
8825	3"	1.843
8826	4"	
8827	4-1/4"	
8828	4-1/2"	
8829	5"	
8830	3"	
8831	4"	
8832	4-1/4"	
8833	4-1/2"	
8834	5"	



THREAD CODE	
THREAD	CODE
5/16-24	3124
3/8-24	3724

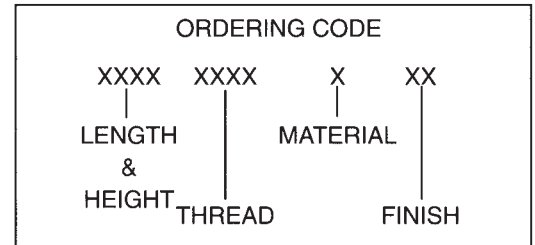
MATERIAL	CODE	RoHS
Aluminum	A	YES
Brass	B	YES
Stainless Steel	SS	YES

5/8 x 9/32 OVAL – 90° 2 POSITION – EXTERNAL THREAD HANDLES



Nuts and washers supplied
 See page 4H for finish codes
 For non-standard parts contact Sales Office

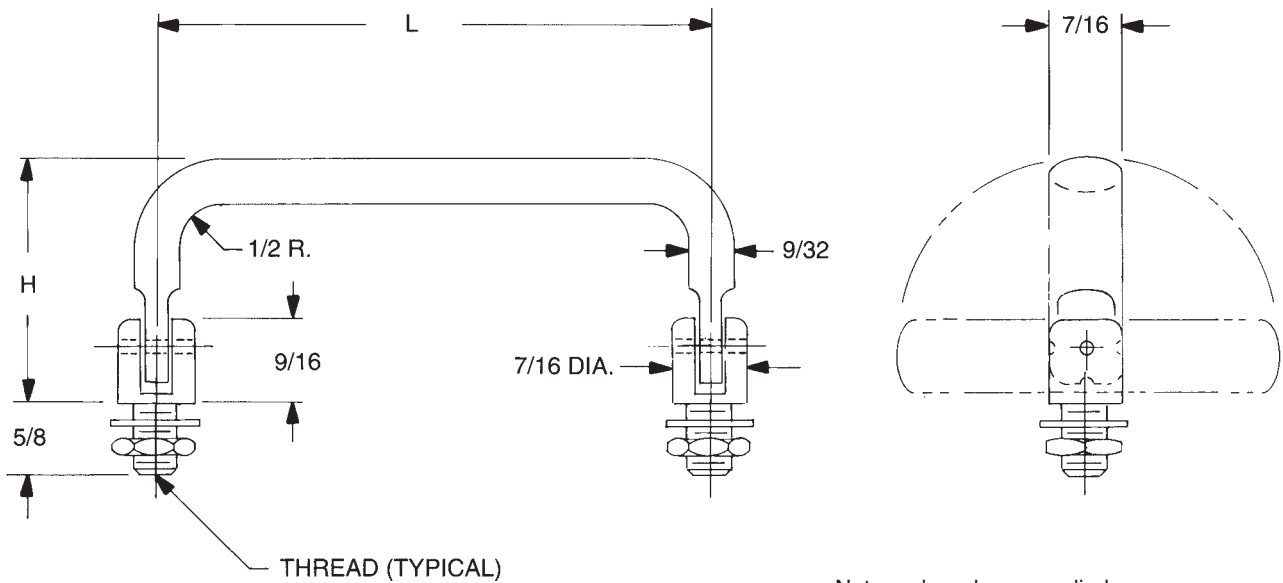
PART NO.	L ±1/32	H ±1/32
8835	3"	1.695
8836	4"	
8837	4-1/4"	
8838	4-1/2"	
8839	5"	
8840	6"	
8841	3"	1.791
8842	4"	
8843	4-1/4"	
8844	4-1/2"	
8845	5"	
8846	6"	
8847	3"	1.843
8848	4"	
8849	4-1/4"	
8850	4-1/2"	
8851	5"	
8852	3"	2.125
8853	4"	
8854	4-1/4"	
8855	4-1/2"	
8856	5"	



THREAD CODE	
THREAD	CODE
5/16-24	3124
3/8-24	3724

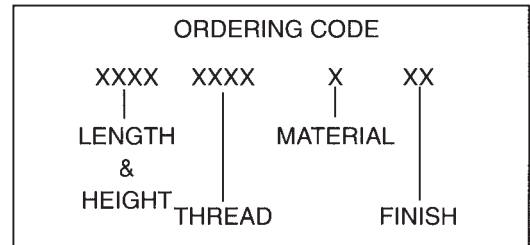
MATERIAL	CODE	RoHS
Aluminum	A	YES
Brass	B	YES
Stainless Steel	SS	YES

7/16 x 9/32 OVAL -180° 3 POSITION – EXTERNAL THREAD HANDLES



Nuts and washers supplied
 See page 4H for finish codes
 For non-standard parts contact Sales Office

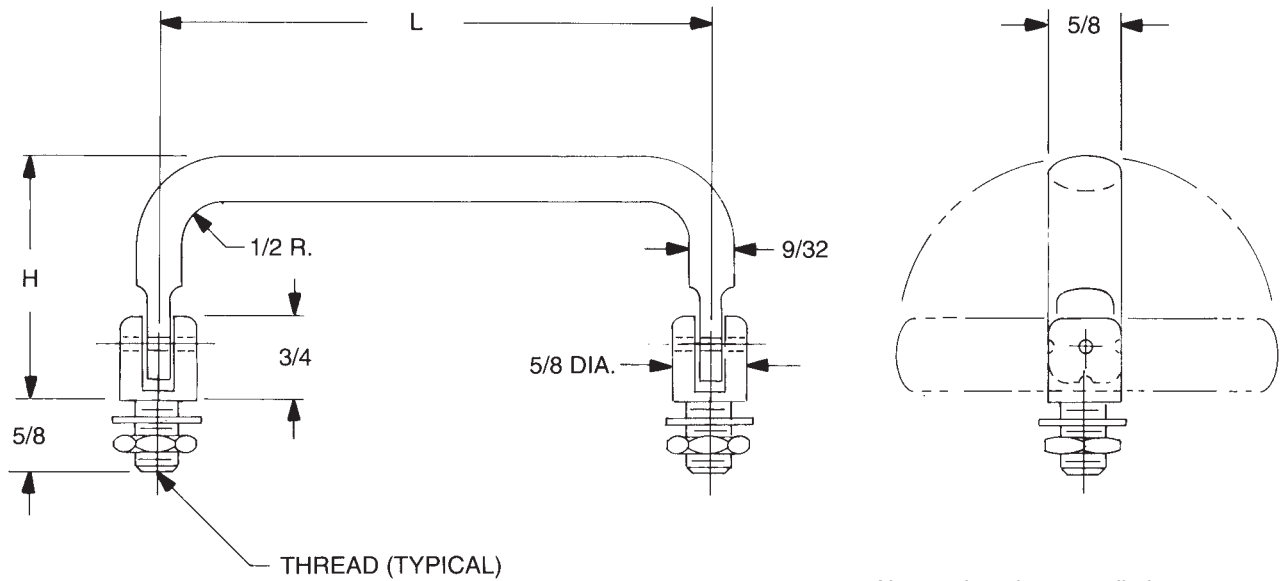
PART NO.	L ±1/32	H ±1/32
8857	3"	1.695
8858	4"	
8859	4-1/4"	
8860	4-1/2"	
8861	5"	
8862	6"	
8863	3"	1.791
8864	4"	
8865	4-1/4"	
8866	4-1/2"	
8867	5"	
8868	6"	
8869	3"	1.843
8870	4"	
8871	4-1/4"	
8872	4-1/2"	
8873	5"	
8874	3"	2.125
8875	4"	
8876	4-1/4"	
8877	4-1/2"	
8878	5"	



THREAD CODE	
THREAD	CODE
5/16-24	3124
3/8-24	3724

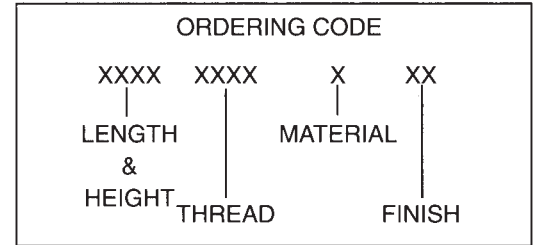
MATERIAL	CODE	RoHS
Aluminum	A	YES
Brass	B	YES
Stainless Steel	SS	YES

5/8 x 9/32 OVAL -180° 3 POSITION – EXTERNAL THREAD HANDLES



Nuts and washers supplied
 See page 4H for finish codes
 For non-standard parts contact Sales Office

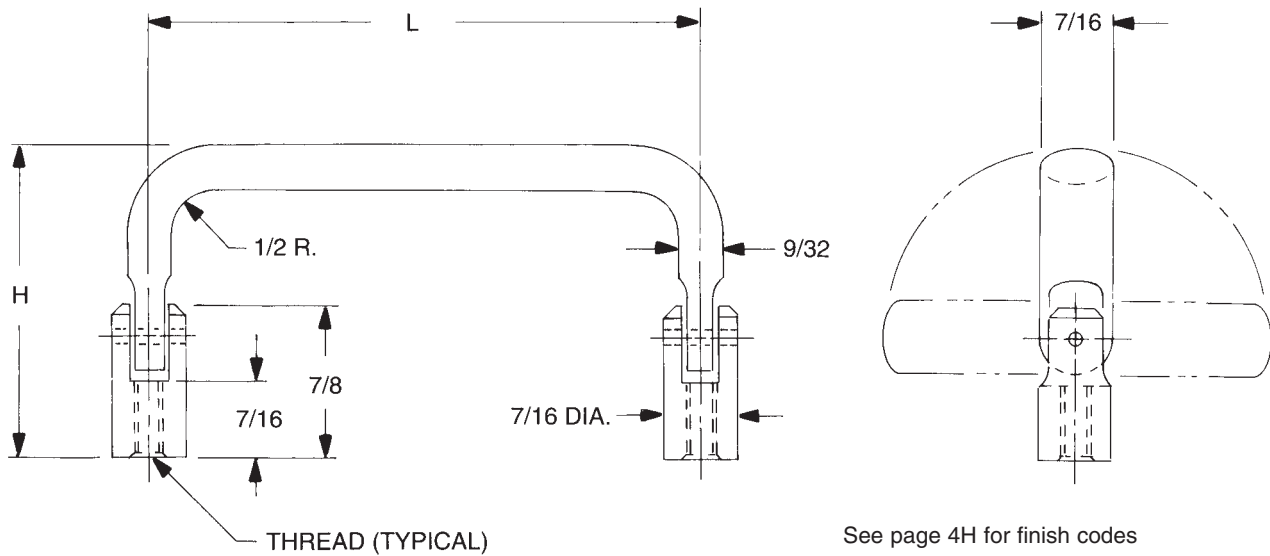
PART NO.	L ±1/32	H ±1/32
8879	3"	1.695
8880	4"	
8881	4-1/4"	
8882	4-1/2"	
8883	5"	
8884	6"	
8885	3"	1.791
8886	4"	
8887	4-1/4"	
8888	4-1/2"	
8889	5"	
8890	6"	
8891	3"	1.843
8892	4"	
8893	4-1/4"	
8894	4-1/2"	
8895	5"	
8896	3"	2.125
8897	4"	
8898	4-1/4"	
8899	4-1/2"	
8900	5"	



THREAD CODE	
THREAD	CODE
5/16-24	3124
3/8-24	3724

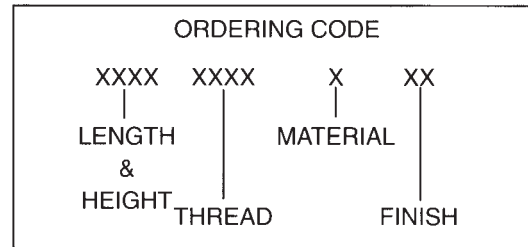
MATERIAL	CODE	RoHS
Aluminum	A	YES
Brass	B	YES
Stainless Steel	SS	YES

7/16 x 9/32 OVAL – 180° INFINITE POSITION INTERNAL THREAD HANDLES



See page 4H for finish codes
For non-standard parts contact Sales Office

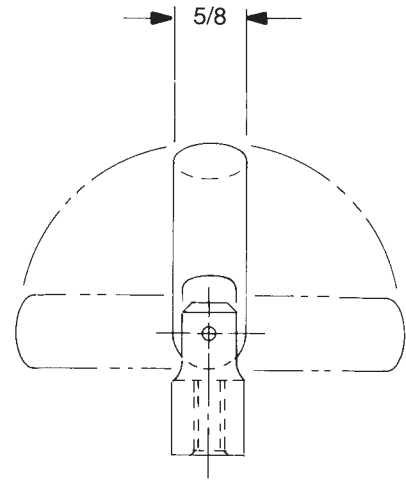
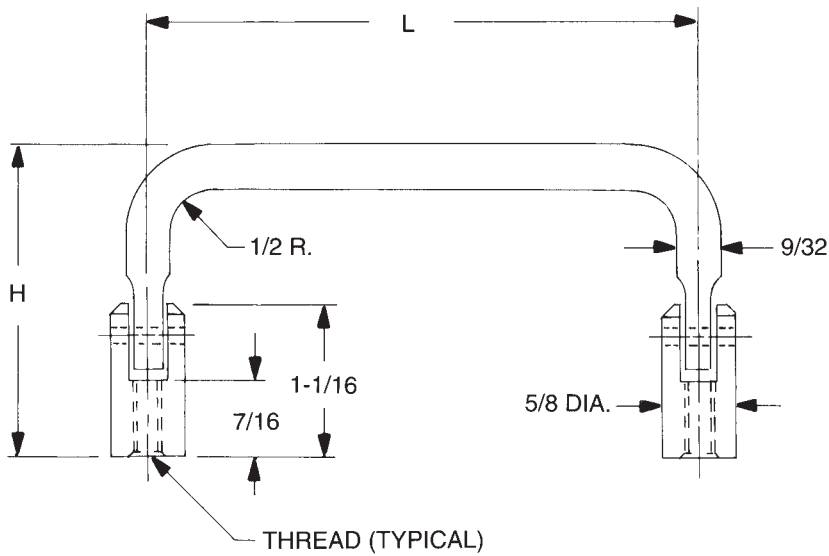
PART NO.	L ±1/32	H ±1/32
8901	2"	
8902	3"	
8903	4"	2"
8904	5"	
8905	6"	
8906	2"	2.500
8907	3"	
8908	4"	
8909	5"	
8910	2"	3"
8911	3"	
8912	4"	



THREAD CODE	
THREAD	CODE
8-32	832
10-32	1032

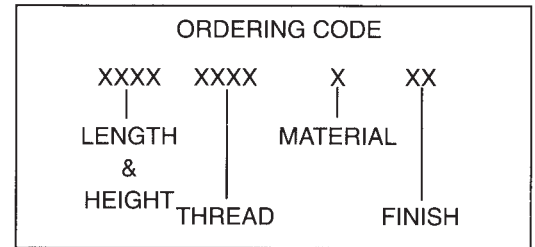
MATERIAL	CODE	RoHS
Aluminum	A	YES
Brass	B	YES
Stainless Steel	SS	YES

5/8 x 9/32 OVAL – 180° INFINITE POSITION INTERNAL THREAD HANDLES



See page 4H for finish codes
For non-standard parts contact Sales Office

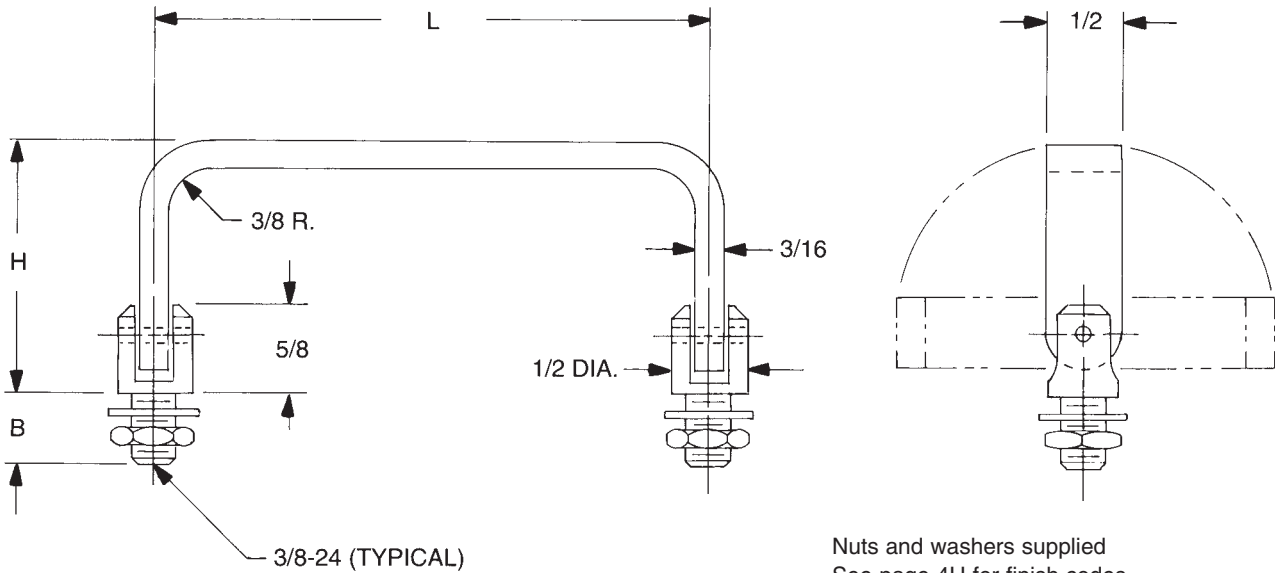
PART NO.	L ±1/32	H ±1/32
8913	2"	2"
8914	3"	
8915	4"	
8916	5"	
8917	6"	
8918	2"	2.500
8919	3"	
8920	4"	
8921	5"	
8922	2"	
8923	3"	
8924	4"	



THREAD CODE	
THREAD	CODE
8-32	832
10-32	1032

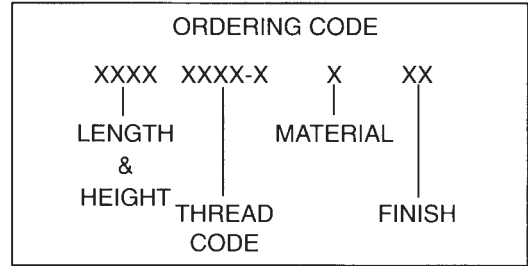
MATERIAL	CODE	RoHS
Aluminum	A	YES
Brass	B	YES
Stainless Steel	SS	YES

1/2 x 3/16 RECTANGULAR -180° INFINITE POSITION EXTERNAL THREAD HANDLES



PART NO.	L ±1/32	H ±1/32
8925	3"	
8926	3-1/4	
8927	4"	
8928	4-1/4	1-1/2
8929	4-1/2	
8930	5"	
8931	5-1/2	
8932	6"	
8933	3"	
8934	3-3/4	
8935	4"	
8936	4-1/4	1-13/16
8937	4-1/2	
8938	5"	
8939	5-1/2	
8940	6"	
8941	3"	
8942	3-3/4	
8943	4"	
8944	4-1/4	2"
8945	4-1/2	
8946	5"	
8947	5-1/2	

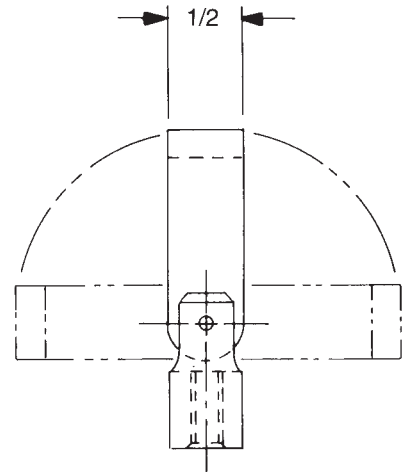
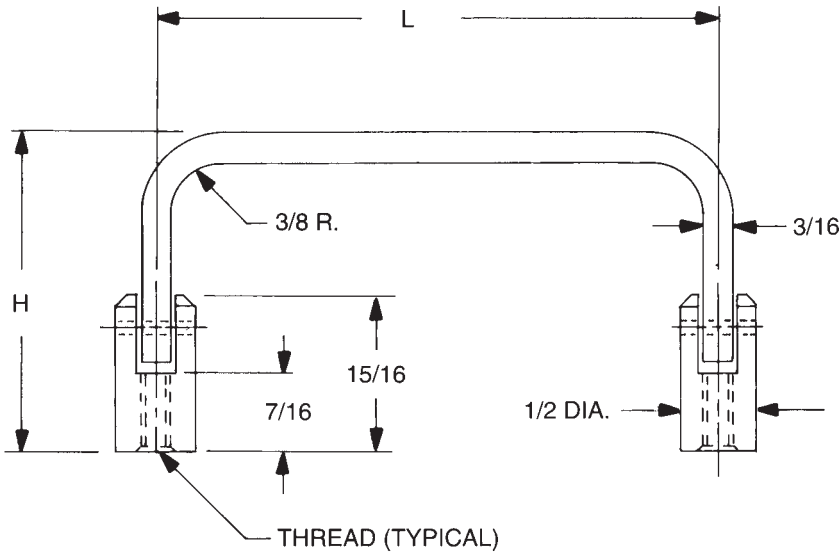
PART NO.	L ±1/32	H ±1/32
8948	3"	
8949	3-3/4	
8950	4"	2-1/2
8951	4-1/4	
8952	4-1/2	
8953	5"	



LENGTH B	THREAD CODE	FOR MATERIAL THICKNESS
9/32	3724-1	1/16
5/16	3724-2	3/32
7/16	3724-3	1/8-3/16
1/2	3724-4	1/4

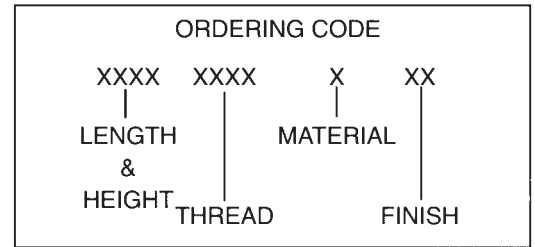
MATERIAL	CODE	RoHS
Aluminum	A	YES
Brass	B	YES

1/2 x 3/16 RECTANGULAR – 180° INFINITE POSITION INTERNAL THREAD HANDLES



See page 4H for finish codes
For non-standard parts contact Sales Office

PART NO.	L ±1/32	H ±1/32
8954	3"	1-1/2
8955	3-3/4	
8956	4"	
8957	4-1/4	
8958	4-1/2	
8959	5"	
8960	5-1/2	2"
8961	6"	
8962	3"	
8963	3-3/4	
8964	4"	
8965	4-1/4	
8966	4-1/2	
8967	5"	
8968	5-1/2	
8969	6"	



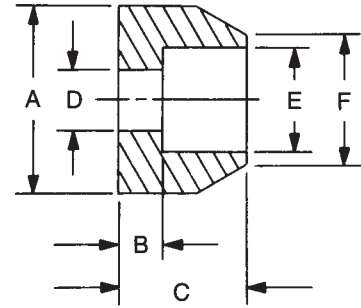
THREAD CODE	
THREAD	CODE
8-32	832
10-32	1032

MATERIAL	CODE	RoHS
Aluminum	A	YES
Brass	B	YES

HANDLE FERRULES

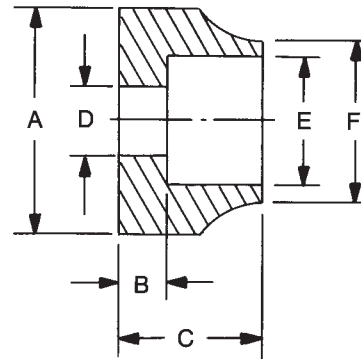
Style 1

PART NO.	A ± .005	B ± .005	C ± .005	D ± .005	E ± .005	F ± .015
8972	1/4	.046	.125	.116	.136	13/64
8973	1/4	.046	.125	.116	.161	13/64
8974	5/16	.062	.125	.141	.203	17/64
8975	3/8	.062	.125	.141	.260	5/16
8976	3/8	.062	.187	.204	.260	5/16
8977	7/16	.062	.187	.204	.260	5/16
8978	1/2	.062	.250	.187	.260	11/32
8979	15/32	.062	.250	.221	.320	13/32
8980	9/16	.062	.250	.221	.320	13/32
8981	5/8	.093	.375	.250	.385	15/32
8982	3/4	.093	.375	.315	.515	39/64



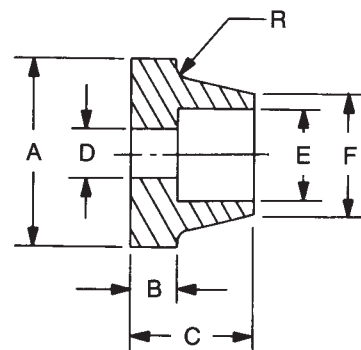
Style 2

PART NO.	A ± .005	B ± .005	C ± .005	D ± .005	E ± .005	F ± .015
8983	1/4	.047	.125	.109	.161	13/64
8984	5/16	.062	.125	.141	.203	17/64
8985	3/8	.062	.187	.203	.260	5/16
8986	9/16	.062	.250	.219	.320	13/32
8987	3/4	.094	.312	.196	.320	13/32
8988	7/8	.094	.312	.196	.385	9/16
8989	7/8	.094	.312	.219	.385	9/16
8990	7/8	.187	.562	.275	.510	5/8

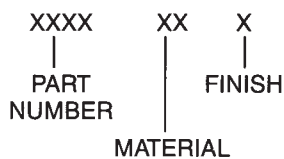


Style 3

PART NO.	A ± .005	B ± .005	C ± .005	D ± .005	E ± .005	F ± .015
8991	5/8	.062	.375	.201	.257	21/64
8992	3/4	.062	.375	.201	.322	25/64
8993	3/4	.062	.375	.201	.383	29/64



ORDERING CODE



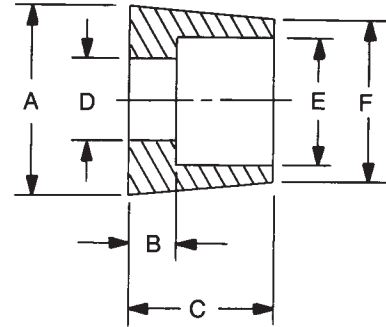
MATERIAL	CODE	RoHS
Aluminum	AL	YES
Brass	B	YES
Stainless Steel	SS	YES
Steel	S	YES

See page 4H for finish codes
For non-standard parts contact Sales Office

HANDLE FERRULES

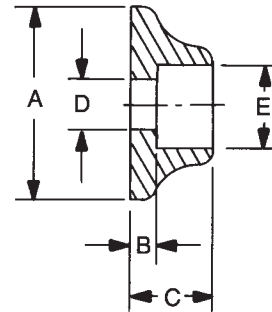
Style 4

PART NO.	A ± .005	B ± .005	C ± .005	D ± .005	E ± .005	F ± .015
8994	9/16	.093	.312	.203	.323	7/16
8995	5/8	.125	.437	.281	.390	7/16
8996	3/4	.187	.562	.328	.510	19/32



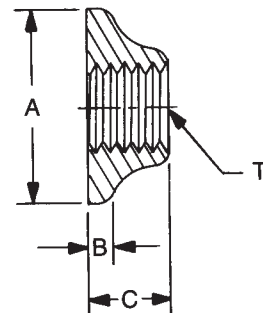
Style 5

PART NO.	A ± .005	B ± .005	C ± .005	D ± .005	E ± .005
8997	3/4	.093	.312	.196	.320



Style 6

PART NO.	A ± .005	B ± .015	C ± .005	T THD.
8998	5/8	1/32	.250	5/16-18
8999	3/4	1/16	.312	3/8-24



ORDERING CODE

XXXX XX X
 | | |
 PART MATERIAL FINISH
 NUMBER

MATERIAL	CODE	RoHS
Aluminum	AL	YES
Brass	B	YES
Stainless Steel	SS	YES
Steel	S	YES

See page 4H for finish codes
 For non-standard parts contact Sales Office

Complete listing
of RAF Metric
electronic hardware products

Four captive panel screw
styles, five panel screw
retainer styles

Various sizes
of round and
round swage spacers

Round and hexagonal
female, swage, male-female
and male-male standoffs

Round partial knurled, full knurled,
knurled front face
and swage standoffs

Non-metallic flat and shoulder washers
in a wide choice of hole sizes,
shoulder lengths and shoulder diameters

4.5 mm and 5 mm
Hex jack screws with washer,
locking washer and nut

Slotted head
and socket head
precision shoulder screws,

Washer face, plain and
push type thumbscrews,
round and hex thumb nuts

Round and oval
internal thread handles
and handle ferrules

Index

Captive Panel Screws & Retainers

Spacers

Standoffs/Swage/Male-Female

Knurled Swage Standoffs

Flat/Shoulder Washers

Jack Screws

















Precision Shoulder Screws

Thumb Screws/Thumb Nuts



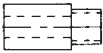
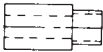



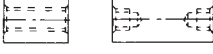

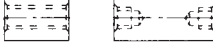

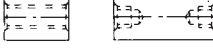
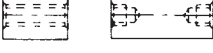
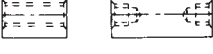
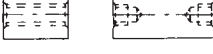

Handles and Ferrules

NOTES


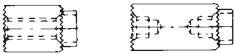

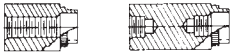









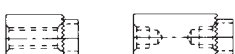
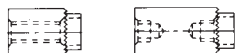
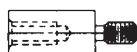
INDEX

CONFIGURATION	DESCRIPTION	PAGE NO.
	CAPTIVE PANEL SCREW STYLE 1	9M
	CAPTIVE PANEL SCREW STYLE 2	11M
	CAPTIVE PANEL SCREW STYLE 4	14M
	CAPTIVE PANEL SCREW STYLE 6	17M
	CAPTIVE PANEL SCREW RETAINER SPRINGS	18M
	CAPTIVE PANEL SCREW RETAINER WASHERS	18M
	PANEL SCREW RETAINER STYLE A	19M
	PANEL SCREW RETAINER STYLE B	20M
	PANEL SCREW RETAINER STYLE C	21M
	PANEL SCREW RETAINER STYLE D	22M
	PANEL SCREW RETAINER STYLE E	23M
	4.5mm ROUND SPACER	24M
	6mm ROUND SPACER	25M
	8mm ROUND SPACER	26M
	10mm ROUND SPACER	27M
	13mm ROUND SPACER	28M

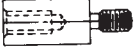
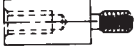

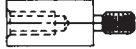


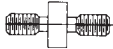



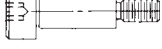





INDEX

CONFIGURATION	DESCRIPTION	PAGE NO.
	16mm ROUND SPACER	29M
	19mm ROUND SPACER	30M
	4.5mm ROUND SWAGE SPACER	31M
	6mm ROUND SWAGE SPACER	32M
	8mm ROUND SWAGE SPACER	33M
	4.5mm ROUND FEMALE STANDOFF	34M
	6mm ROUND FEMALE STANDOFF	35M
	8mm ROUND FEMALE STANDOFF	36M
	10mm ROUND FEMALE STANDOFF	37M
	13mm ROUND FEMALE STANDOFF	38M
	4.5mm HEXAGON FEMALE STANDOFF	39M
	6mm HEXAGON FEMALE STANDOFF	40M
	8mm HEXAGON FEMALE STANDOFF	41M
	10mm HEXAGON FEMALE STANDOFF	42M
	13mm HEXAGON FEMALE STANDOFF	43M
	4.5mm ROUND SWAGE STANDOFF	44M







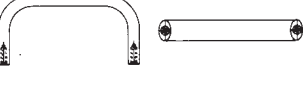

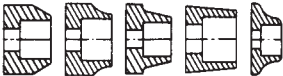
INDEX

CONFIGURATION	DESCRIPTION	PAGE NO.
	6mm ROUND SWAGE STANDOFF.....	45M
	8mm ROUND SWAGE STANDOFF.....	46M
	10mm ROUND SWAGE STANDOFF	47M
	4.5mm ROUND PARTIAL KNURLED SWAGE STANDOFFS	48M
	6mm ROUND PARTIAL KNURLED SWAGE STANDOFFS.....	49M
	8mm ROUND PARTIAL KNURLED SWAGE STANDOFFS.....	50M
	10mm ROUND PARTIAL KNURLED SWAGE STANDOFFS	51M
	4.5mm ROUND FULL KNURLED SWAGE STANDOFFS	52M
	6mm ROUND FULL KNURLED SWAGE STANDOFFS	53M
	8mm ROUND FULL KNURLED SWAGE STANDOFFS	54M
	10mm ROUND FULL KNURLED SWAGE STANDOFFS	55M
	4.5mm ROUND KNURLED FRONT FACE SWAGE STANDOFFS	56M
	6mm ROUND KNURLED FRONT FACE SWAGE STANDOFFS.....	57M
	8mm ROUND KNURLED FRONT FACE SWAGE STANDOFFS.....	58M
	10mm ROUND KNURLED FRONT FACE SWAGE STANDOFFS	59M
	4.5mm HEXAGON MALE-FEMALE STANDOFF	60M

INDEX

CONFIGURATION	DESCRIPTION	PAGE NO.
	6mm HEXAGON MALE-FEMALE STANDOFF	61M
	8mm HEXAGON MALE-FEMALE STANDOFF	62M
	10mm HEXAGON MALE-FEMALE STANDOFF	63M
	13mm HEXAGON MALE-FEMALE STANDOFF	64M
	FLAT WASHERS	65M
	SHOULDER WASHERS	66M
	HEX MALE – MALE STANDOFFS	67M
	4.5mm HEX JACK SCREWS	68M
	5mm HEX JACK SCREWS	69M
	PRECISION SHOULDER SCREW – SLOTTED HEAD.....	70M
	PRECISION SHOULDER SCREWS – SOCKET HEAD	72M
	WASHER FACE THUMBSCREWS.....	74M
	PLAIN THUMBSCREWS	75M
	PUSH TYPE THUMBSCREWS	76M
	ROUND THUMB NUTS	77M
	HEX THUMB NUTS	78M

INDEX

CONFIGURATION	DESCRIPTION	PAGE NO.
	3.2mm ROUND INTERNAL THREAD HANDLES	79M
	4mm ROUND INTERNAL THREAD HANDLES	80M
	5mm ROUND INTERNAL THREAD HANDLES	81M
	6.3mm ROUND INTERNAL THREAD HANDLES	82M
	8mm ROUND INTERNAL THREAD HANDLES	83M
	9.5mm ROUND INTERNAL THREAD HANDLES	84M
	11mmx7mm OVAL INTERNAL THREAD HANDLES	85M
	16mmx7mm OVAL INTERNAL THREAD HANDLES	86M
	HANDLE FERRULES	87M & 88M

NOTES

Responsibility ends with customer inspection or 10 days after customer receives parts. No returns will be accepted without prior approval from factory in writing.

All parts are stocked in plain finish. Parts will be plated to customer specification.

The items in this catalog are designed and manufactured to be functional. Engineering evaluation and quality assurance evaluations should be accomplished with functionality as a prime criteria.

RAF reserves the right to change any specifications, tolerances, and plating types, for any products listed in this REFERENCE MANUAL without prior notice, provided the function of the item is not changed.

MATERIALS

MATERIAL ROD & BAR	ORDERING CODE	MATERIAL SPECIFICATIONS	RoHS COMPLIANT
Aluminum	AL	QQ-A-225/3D, QQ-A-225/6A, QQ-A-225/8B, QQ-A-200/9D	YES
Aluminum (Handles Only)	A	QQ-A-225/8B - QQ-A-200/9D	YES
Brass	B	ASTM-B-16	YES
Nylon	N	LP-410A	YES
Steel	S	ASTM-A108-07	YES
Stainless Steel	SS	ASTM-A-581, A-582	YES

* Non RoHS Compliant Finish

FINISH CODES

*1	Cadmium (Commercial) (Special Order Only)	25	Black Oxide, Brass MIL-F-495E
*2	Cadmium QQ-P-416F-Class 2 Type-1 (Clear Chromate) (Special Order Only)	26	Black Oxide, Stainless Steel, Steel Mil-DTL-13924D, Class 1 and 4
*3	Cadmium QQ-P-416F-Class 2 Type-2 (Yellow Chromate) (Special Order Only)	27	Electro Tin Solder (60/40) per M222-MIL-F-14072D
4	Chrome Over Nickel	28	Zinc Plate .0002 ASTM-B-633 (Yellow Chromate)
5	Nickel QQ-N-290 Class 1 Grade G	29	Brushed Finish – Handles Only
*6	Iridite #14 (Gold) MIL-DTL-5541F	30	Brushed Finish – Clear Lacquer – Handles Only
7	Iridite (Clear) MIL-DTL-5541F	31	Brushed Satin – Handles Only
*9	Alodine 1200	32	Brushed Satin – Clear Anodize – Handles Only
10	Chrome QQ-C-320B Class 1 Type I (Bright Finish)	33	Brushed Satin – Black Anodize – Handles Only
11	Chrome QQ-C-320B Class 1 Type II (Satin Finish)	34	Satin Finish – Clear Anodize
12	Zinc .0002 ASTM-B-633 (Clear Chromate)	35	Satin Finish – Black Anodize
13	Bright Dip – Brass	36	Anodize MIL-A-8625F Black High Luster
14	Bright Tin ASTM B545 over Copper Flash Mil-C-14550	37	Ductile Nickel
15	Hot Tin Dip MIL-T-10727C Type II	38	Polished Nickel – Handles Only
16	Electro Tin ASTM B545 Class A, B or C	39	Caustic Etch and Lacquer
19	Caustic Etch	40	Semi-Frost Anodize (Clear)
20	Passivate MIL-F-14072E	41	Semi-Frost Anodize (Black)
21	Anodize MIL-A-8625F – Type II Class 2 (Sulfuric) Chemical Seal (Dark Grey)	42	Black Zinc
22	Anodize MIL-A-8625F – Type II Class 1 (Sulfuric) Hot Water Seal (Clear)	43	Blue Zinc
23	Anodize MIL-A-8625F – Type II Class 2 (Sulfuric) Chemical Seal (Yellow Green)	44	Electro Tin with Nickel Undercoat Per Mil-T-10727C
24	Anodize MIL-A-8625F – Type II Class 2 (Sulfuric) Chemical Seal (Black)	45	Passivate QQ-P-35C Type VI
		46	Passivate ASTM A 967 Nitric 1
		47	Passivate ASTM A 380-96
		48	Passivate AMS 2700 Type 2

STANDOFFS & SPACERS MANUFACTURING TOLERANCES

LENGTHS: ± .13mm up to 100mm
 ± .20mm from 100mm to 150mm
 ± .25mm over 150mm

DEPTHS OF THREADS

THREAD	TAPPED THRU		BLIND TAP DEPTH
	ALUMINUM, BRASS STEEL, NYLON	STAINLESS STEEL	ALUMINUM, BRASS ST. ST, STEEL, NYLON
M2x0.4	9	6	4.7
M2.5x0.45	19	16	4.7
M3x0.5	25	19	6.3
M3.5x0.6	25	25	9.5
M4x0.7	25	25	11.1
M5x0.8	28	25	12.7
M6x1	31	31	16
M8x1.25	31	31	16

PERCENTAGE OF THREAD FOR TAPPED HOLES

THREAD	FORM TAP	CUT TAP
M2	55	65
M3	55	65
M4	55	65
M5	55	65
M6	55	65
M8	60	70

THREADS ARE TO COMMERCIAL 6g6H
STANDARD PER ANSIB1.13M (IFI-500)

THREADS ARE SUPPLIED CUT OR ROLLED
AT OUR OPTION UNLESS SPECIFICALLY
NOTED ON ORDER

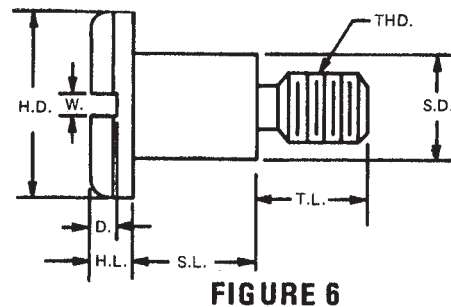
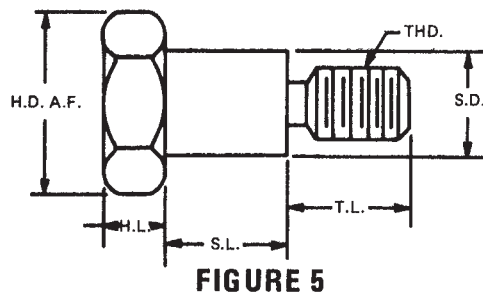
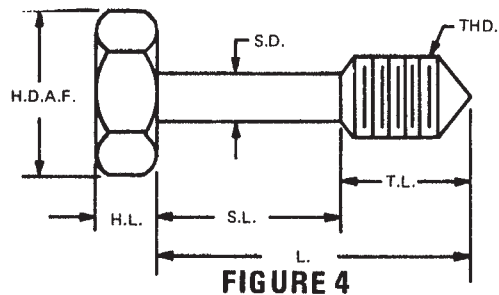
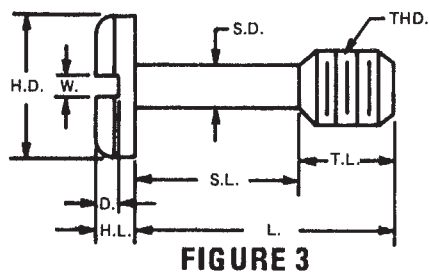
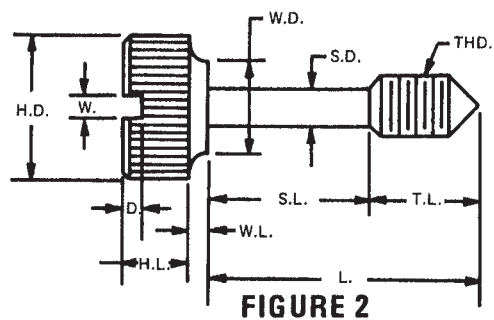
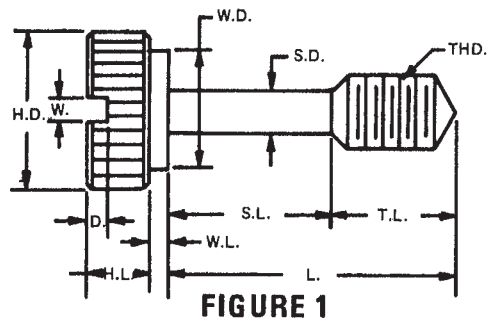
THREAD SIZES	
THREAD SIZE	CODE
M2x0.4	2004
M2.5x0.45	2545
M3x0.5	3005
M3.5x0.6	3506
M4x0.7	4007
M5x0.8	5008
M6x1	6010
M8x1.25	8012

THREAD SIZE	CLEARANCE HOLE RANGE	CODE
M2x0.4	2.2 - 2.6	2
M2.5x0.45	2.7 - 3.1	25
M3x0.5	3.2 - 3.6	3
M3.5x0.6	3.7 - 4.2	35
M4x0.7	4.3 - 4.8	4
M5x0.8	5.3 - 5.8	5
M6x1	6.4 - 7	6
M8x1.25	8.4 - 10	8

CAPTIVE PANEL HARDWARE

Any captive panel screw can be supplied without the slot. Indicate on purchase order after part number – unslotted.

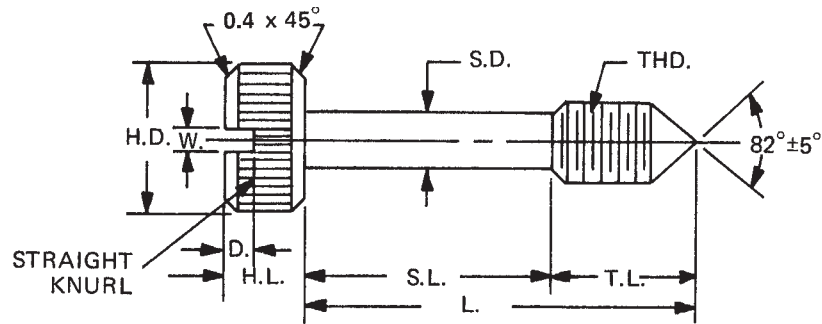
The following are a few examples of screws that can be supplied to your specifications. There is no set pattern, dimensions and configurations can be determined using the examples as a guide.



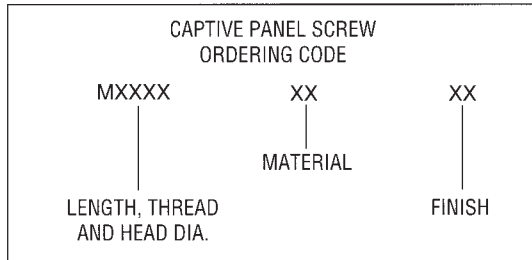
H.D. = Head Diameter
 H.D.A.F. = Head Diameter Across Flats
 H.L. = Head Length
 L. = Length Under Head
 S.L. = Shank Length
 T.L. = Thread Length

S.D. = Shank Diameter
 W.D. = Washer Diameter
 W.L. = Washer Length
 W. = Width of Slot
 D. = Depth of Slot
 THD. = Thread

CAPTIVE PANEL SCREW – STYLE 1



Available with thread locking products, see page vii

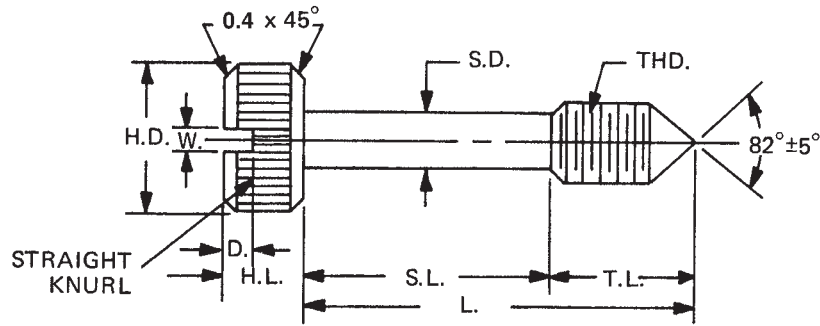


MATERIAL	CODE	RoHS
Brass	B	YES
Stainless Steel	SS	YES
Steel	S	YES

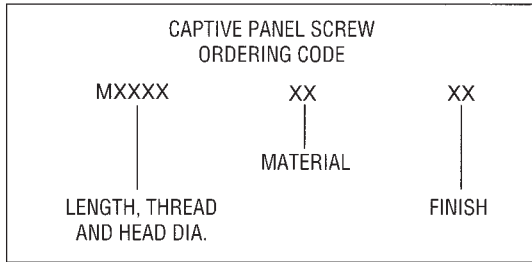
See page 6M for finish codes
For non-standard parts contact Sales Office

PART NO.	THREAD	H.D. ± 0.4	H.L. ± 0.4	L. ± 0.4	T.L. ± 0.4	S.D. ± 0.2	S.L. ± 0.3	W. +0.2 -0.0	D. +0.3 -0.0
M0100 M0101 M0102 M0103 M0104	M3x0.5	8	5	16.5 18 20 21.5 23	7	2	9.5 11 13 14.5 16	1	1.5
M0105 M0106 M0107 M0108 M0109	M3.5x0.6	8	5	16.5 18 20 21.5 23	7	2.5	9.5 11 13 14.5 16	1.2	1.5
M0110 M0111 M0112 M0113 M0114	M3.5x0.6	9.5	5	16.5 18 20 21.5 23	7	2.5	9.5 11 13 14.5 16	1.2	1.5
M0115 M0116 M0117 M0118 M0119 M0120 M0121 M0122 M0123 M0124 M0125	M4x0.7	11	6.5	16 17.5 19 20.5 22 24 25.5 27 28.5 30.5 32	9.5	3	6.5 8 9.5 11 12.5 14.5 16 17.5 19 21 22.5	1.5	1.5
M0126 M0127 M0128 M0129 M0130 M0131	M5x0.8	11	6.5	16 17.5 19 20.5 22 24	9.5	3.5	6.5 8 9.5 11 12.5 14.5	1.5	1.5

CAPTIVE PANEL SCREW – STYLE 1



Available with thread locking products, see page vii

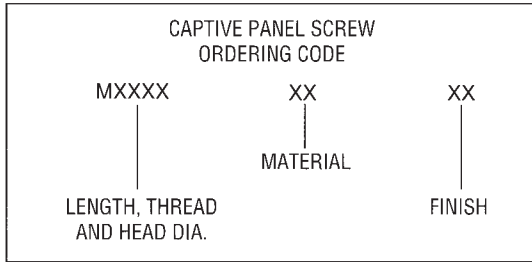
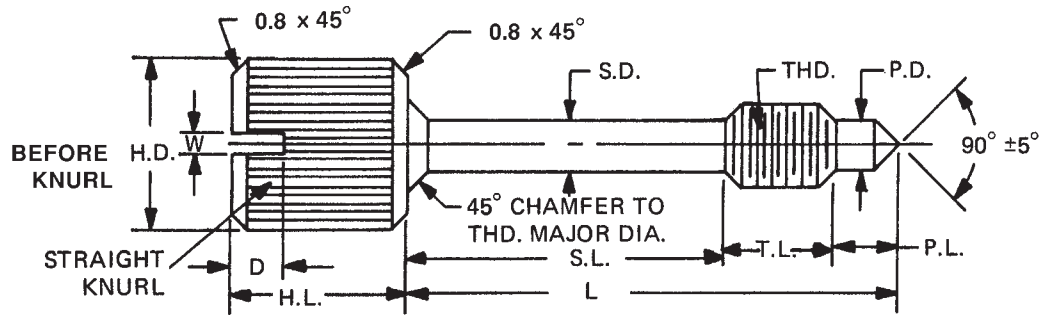


MATERIAL	CODE	RoHS
Brass	B	YES
Stainless Steel	SS	YES
Steel	S	YES

See page 6M for finish codes
For non-standard parts contact Sales Office

PART NO.	THREAD	H.D. ± 0.4	H.L. ± 0.4	L. ± 0.4	T.L. ± 0.4	S.D. ± 0.2	S.L. ± 0.3	W. + 0.2 - 0.0	D. + 0.3 - 0.0
M0132	M5x0.8	11	6.5	25.5	9.5	3.5	16	1.5	1.5
M0133				27			17.5		
M0134				28.5			19		
M0135				30.5			21		
M0136				32			22.5		
M0137				33.5			24		
M0138				35			25.5		
M0139				36.5			27		
M0140				38			28.5		
M0141				M6x1			14.5		
M0142	17.5	8							
M0143	19	9.5							
M0144	20.5	11							
M0145	22	12.5							
M0146	24	14.5							
M0147	25.5	16							
M0148	27	17.5							
M0149	28.5	19							
M0150	30.5	21							
M0151	32	22.5							
M0152	33.5	24							
M0153	35	25.5							
M0154	36.5	27							
M0155	38	28.5							
M0156	39.5	30							
M0157	41.5	32							
M0158	43	33.5							
M0159	44.5	35							
M0160	46	36							
M0161	47.5	38							
M0162	49	39.5							
M0163	51	41.5							

CAPTIVE PANEL SCREW – STYLE 2



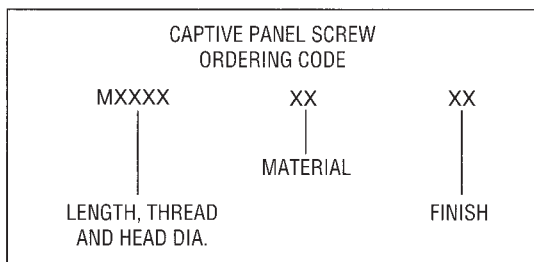
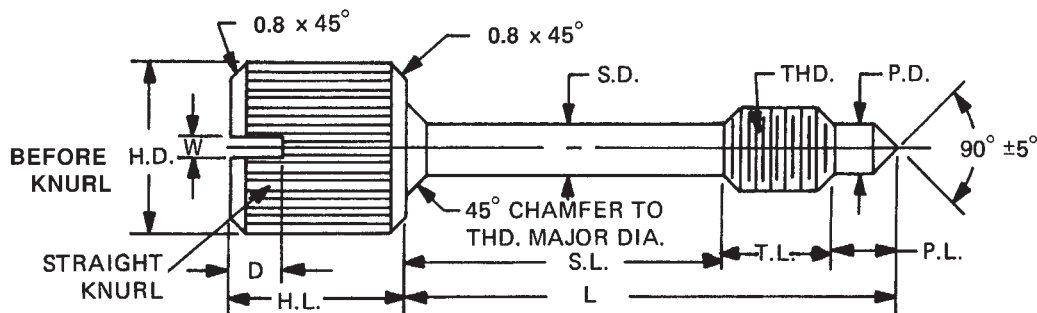
MATERIAL	CODE	RoHS
Brass	B	YES
Stainless Steel	SS	YES
Steel	S	YES

See page 6M for finish codes
For non-standard parts contact Sales Office

Available with thread locking products, see page vii

PART NO.	THREAD	H.D. +0.5 -0.2	H.L. ± 0.3	L. ± 0.5	T.L. +0.0 -0.4	S.D. ± 0.15	S.L. ± 0.3	P.D. +0.0 -0.3	P.L. ± 0.4	W. +0.2 -0.0	D. +0.3 -0.0
M0170	M3x0.5	6.5	6.5	9.5	3.2	2	4.3	2	2	1.2	2
M0171				11			5.8				
M0172				13			7.8				
M0173				14.5			9.3				
M0174				16			10.8				
M0175				17.5			12.3				
M0176				19			13.8				
M0177				20.5			15.3				
M0178				22			16.8				
M0179				24			18.8				
M0180	25.5	20.3									
M0181	M3x0.5	8	8	9.5	3.2	2	4.3	2	2	1.2	2
M0182				11			5.8				
M0183				13			7.8				
M0184				14.5			9.3				
M0185				16			10.8				
M0186				17.5			12.3				
M0187				19			13.8				
M0188				20.5			15.3				
M0189				22			16.8				
M0190				24			18.8				
M0191	25.5	20.3									
M0192	M3.5x0.6	8	8	11	5.5	2.5	3	2.5	2.5	1.2	2
M0193				13			5				
M0194				14.5			6.5				
M0195				16			8				
M0196				17.5			9.5				
M0197				19			11				
M0198				20.5			12.5				
M0199				22			14				
M0200				24			16				
M0201				25.5			17.5				

CAPTIVE PANEL SCREW – STYLE 2



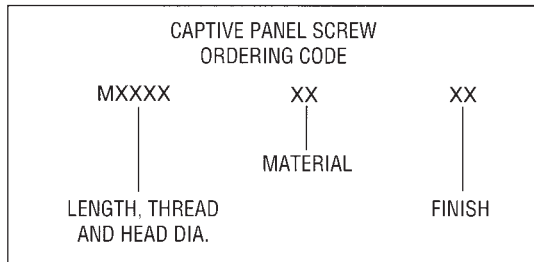
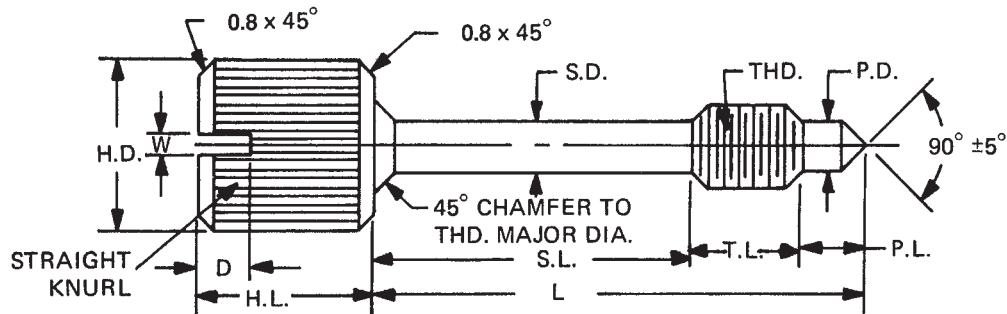
MATERIAL	CODE	RoHS
Brass	B	YES
Stainless Steel	SS	YES
Steel	S	YES

See page 6M for finish codes
For non-standard parts contact Sales Office

Available with thread locking products, see page vii

PART NO.	THREAD	H.D. +0.5 -0.2	H.L. ± 0.3	L. ± 0.5	T.L. +0.0 -0.4	S.D. ± 0.15	S.L. ± 0.3	P.D. +0.0 -0.3	P.L. ± 0.4	W. + 0.2 - 0.0	D. + 0.3 - 0.0
M0202 M0203 M0204 M0205	M3.5x0.6	8	8	27 28.5 30.5 32	5.5	2.5	19 20.5 22.5 24	2.5	2.5	1.2	2
M0206 M0207 M0208 M0209 M0210 M0211 M0212 M0213 M0214 M0215 M0216 M0217 M0218 M0219	M4x0.7	8	8	11 13 14.5 16 17.5 19 20.5 22 24 25.5 27 28.5 30.5 32	5.5	3	3 5 6.5 8 9.5 11 12.5 14 16 17.5 19 20.5 24	3	2.5	1.2	2
M0220 M0221 M0222 M0223 M0224 M0225 M0226 M0227 M0228 M0229 M0230 M0231 M0232 M0233	M5x0.8	9.5	11	13 14.5 16 17.5 19 20.5 22 24 25.5 27 28.5 30.5 32 33.5	6.5	3.5	2.5 4 5.5 7 8.5 10 11.5 13.5 15 16.5 18 20 21.5 23	3.5	4	1.5	2.5

CAPTIVE PANEL SCREW – STYLE 2



MATERIAL	CODE	RoHS
Brass	B	YES
Stainless Steel	SS	YES
Steel	S	YES

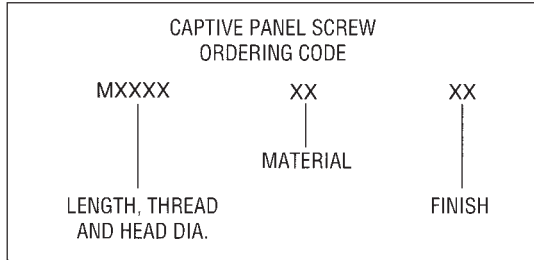
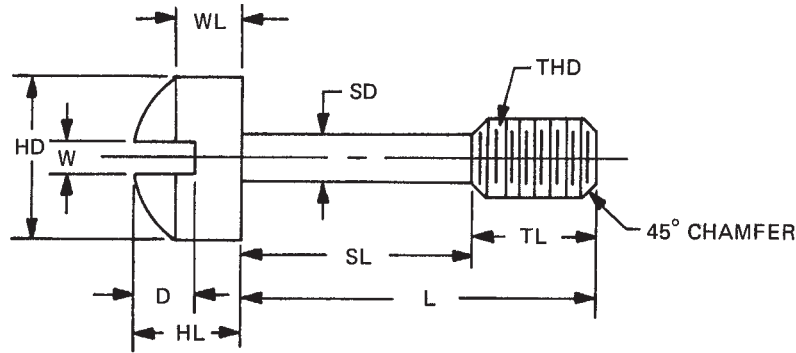
Available with thread locking products, see page vii

See page 6M for finish codes
For non-standard parts contact Sales Office

PART NO.	THREAD	H.D. +0.5 -0.2	H.L. ± 0.3	L. ± 0.5	T.L. +0.0 -0.4	S.D. ± 0.15	S.L. ± 0.3	P.D. +0.0 -0.3	P.L. ± 0.4	W. +0.2 -0.0	D. +0.3 -0.0
M0234 M0235 M0236	M5x0.8	9.5	11	35 36.5 38	6.5	3.5	24.5 26 27.5	3.5	4	1.5	2.5
M0237 M0238 M0239 M0240 M0241 M0242 M0243 M0244 M0245 M0246 M0247 M0248 M0249 M0250 M0251 M0252 M0253 M0254 M0255 M0256 M0257 M0258 M0259	M6x1	12.5	14.5	16 17.5 19 20.5 22 24 25.5 27 28.5 30 32 33.5 35 36.5 38 39.5 41.5 43 44.5 46 47.5 49 51	8	4.5	3 4.5 6 7.5 9 11 12.5 14 15.5 17.5 19 20.5 22 23.5 25 26.5 28.5 30 31.5 33 34.5 36 38	4.5	5	2	2.5

CAPTIVE PANEL SCREW – STYLE 4

Available with thread locking products, see page vii



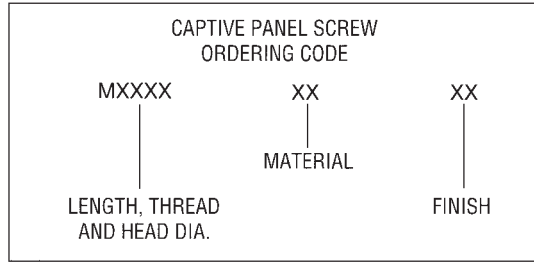
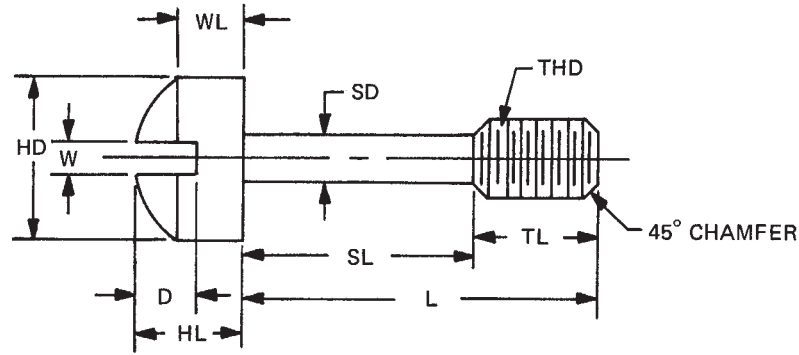
MATERIAL	CODE	RoHS
Brass	B	YES
Stainless Steel	SS	YES
Steel	S	YES

See page 6M for finish codes
For non-standard parts contact Sales Office

PART NO.	THREAD	H.D. ± 0.2	H.L. + 0.0 - 0.4	L. ± 0.5	T.L. ± 0.3	S.D. ± 0.15	S.L. ± 0.3	W.L. + 0.0 - 0.3	W. + 0.0 - 0.3	D. + 0.0 - 0.4
M0265	M2x0.4	3.2	2	6.5	4	1.5	2.5	1.5	0.8	1
M0266				8			4			
M0267				9.5			5.5			
M0268				11			7			
M0269				13			9			
M0270				14.5			10.5			
M0271				16			12			
M0272				17.5			13.5			
M0273				19			15			
M0274	M2.5x0.45	4	2.5	6.5	4	1.8	2.5	1.8	0.9	1.1
M0275				8			4			
M0276				9.5			5.5			
M0277				11			7			
M0278				13			9			
M0279				14.5			10.5			
M0280				16			12			
M0281				17.5			13.5			
M0282				19			15			
M0283	M3x0.5	4.3	2.7	6.5	4.8	2	1.7	2	1	1.2
M0284				8			3.2			
M0285				9.5			4.7			
M0286				11			6.2			
M0287				13			8.2			
M0288				14.5			9.7			
M0289				16			11.2			
M0290				17.5			12.7			
M0291				19			14.2			
M0292				20.5			15.7			
M0293				22			17.2			
M0294				24			19.2			
M0295				25.5			20.7			

CAPTIVE PANEL SCREW – STYLE 4

Available with thread locking products, see page vii



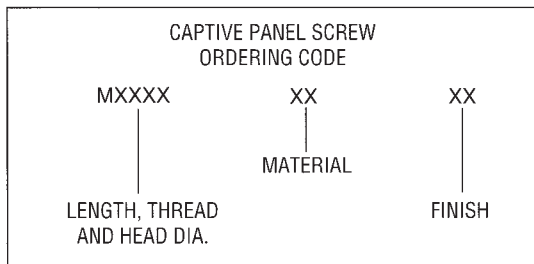
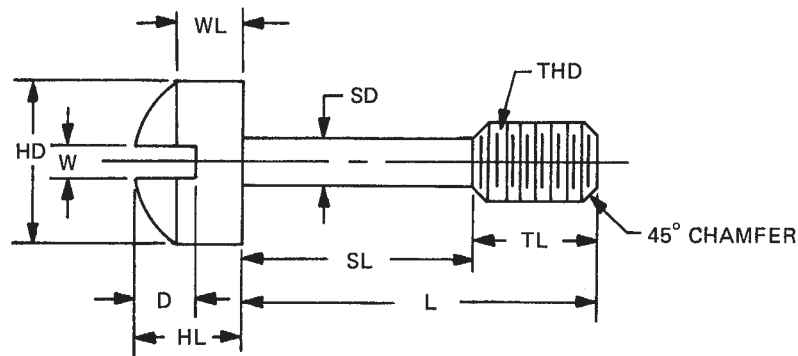
MATERIAL	CODE	RoHS
Brass	B	YES
Stainless Steel	SS	YES
Steel	S	YES

See page 6M for finish codes
For non-standard parts contact Sales Office

PART NO.	THREAD	H.D. ± 0.2	H.L. + 0.0 - 0.4	L. ± 0.5	T.L. ± 0.3	S.D. ± 0.15	S.L. ± 0.3	W.L. + 0.0 - 0.3	W. + 0.0 - 0.3	D. + 0.0 - 0.4
M0296	M3.5x0.6	5.5	3.3	8	5.5	2.4	2.5	2.4	1.2	1.5
M0297				9.5			4			
M0298				11			5.5			
M0299				13			7.5			
M0300				14.5			9			
M0301				16			10.5			
M0302				17.5			12			
M0303				19			13.5			
M0304				20.5			15			
M0305				22			16.5			
M0306				24			18.5			
M0307				25.5			20			
M0308	M4x0.7	6.4	4	8	5.5	3	2.5	2.9	1.4	1.8
M0309				9.5			4			
M0310				11			5.5			
M0311				13			7.5			
M0312				14.5			9			
M0313				16			10.5			
M0314				17.5			12			
M0315				19			13.5			
M0316				20.5			15			
M0317				22			16.5			
M0318				24			18.5			
M0319				25.5			20			
M0320				27			21.5			
M0321				28.5			23			
M0322				30.5			25			
M0323				32			26.5			

CAPTIVE PANEL SCREW – STYLE 4

Available with thread locking products, see page vii



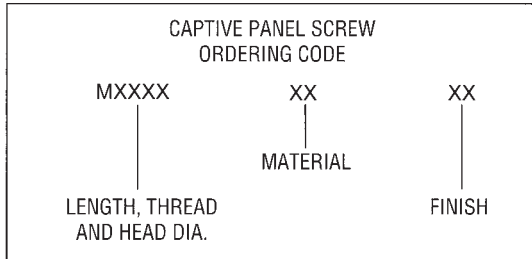
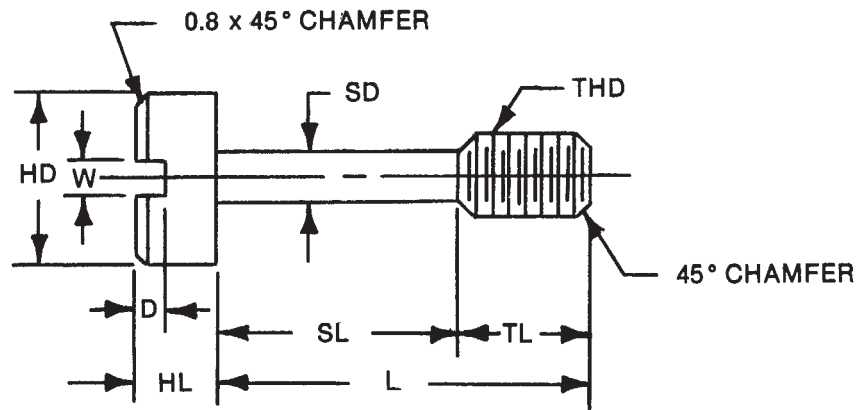
MATERIAL	CODE	RoHS
Brass	B	YES
Stainless Steel	SS	YES
Steel	S	YES

See page 6M for finish codes
For non-standard parts contact Sales Office

PART NO.	THREAD	H.D. ± 0.2	H.L. + 0.0 - 0.4	L. ± 0.5	T.L. ± 0.3	S.D. ± 0.15	S.L. ± 0.3	W.L. + 0.0 - 0.3	W. + 0.0 - 0.3	D. + 0.0 - 0.4
M0324	M5x0.8	8	4.6	9.5	7.1	3.3	2.4	3.3	1.5	2.1
M0325				11			4			
M0326				13			5.9			
M0327				14.5			7.4			
M0328				16			8.9			
M0329				17.5			10.4			
M0330				19			11.9			
M0331				20.5			13.4			
M0332				22			14.9			
M0333				24			16.9			
M0334				25.5			18.4			
M0335				27			19.9			
M0336				28.5			21.4			
M0337				30.5			23.4			
M0338				32			24.9			
M0339				33.5			26.4			
M0340				35			27.9			
M0341	36.5	29.4								
M0342	38	30.9								

CAPTIVE PANEL SCREW – STYLE 6

Available with thread locking products, see page vii



MATERIAL	CODE	RoHS
Brass	B	YES
Stainless Steel	SS	YES
Steel	S	YES

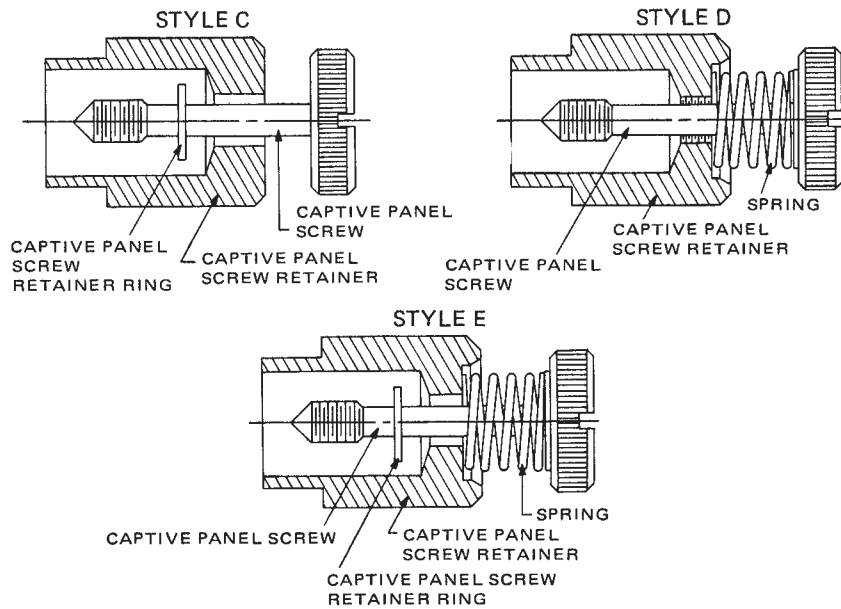
See page 6M for finish codes
For non-standard parts contact Sales Office

PART NO.	THREAD	H.D. ± 0.2	H.L. ± 0.3	L. +0.3 -0.15	T.L. ± 0.15	S.D. +0.0 -0.15	S.L. +0.15 -0.0	W. +0.15 -0.0	D. +0.3 -0.0
M0350 M0351	M3x0.5	6.4	3.2	11.9 13.5	4.8	2	7.1 8.7	1.2	1.2
M0352 M0353 M0354	M3.5x0.6	7.1	3.2	13.5 15 16.6	5.5	2.4	8 9.5 11.1	1.2	1.2
M0355 M0356 M0357	M4x0.7	8	4	16.7 18.3 19.9	6.4	3	10.3 11.9 13.5	1.5	1.5
M0358 M0359	M5x0.8	9.5	4.8	21.4 23	7.9	3.3	13.5 15.1	1.5	1.5

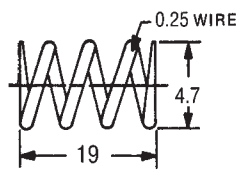
PANEL SCREW RETAINER – SPRINGS & WASHERS

According to individual design any combination of captive panel screw and retainer may be used. Certain captive screws and retainers are more compatible. The following chart indicates the recommended combinations, but is intended as a guide only. The selection of captive panel screw and panel retainer is at the option of the buyer, as both items are purchased separately.

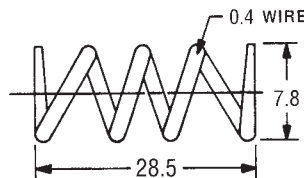
CAPTIVE SCREW	CAPTIVE SCREW RETAINER
Style 1	Style – B – C – D – E
Style 2	Style – A



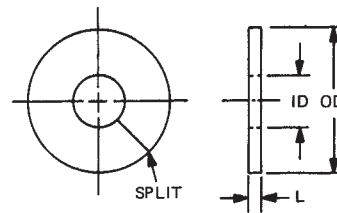
STAINLESS STEEL SPRINGS AND WASHERS



PART NO. M0400



PART NO. M0401



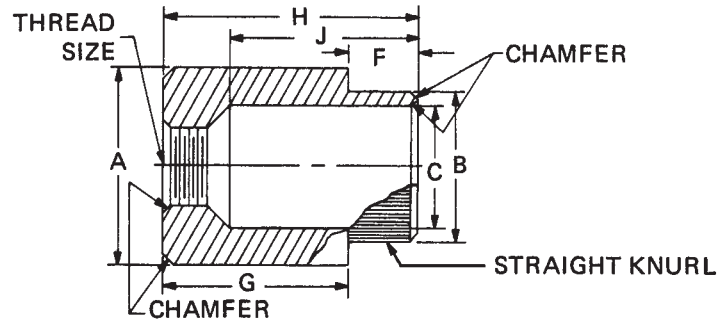
WASHER

WASHER SIZES

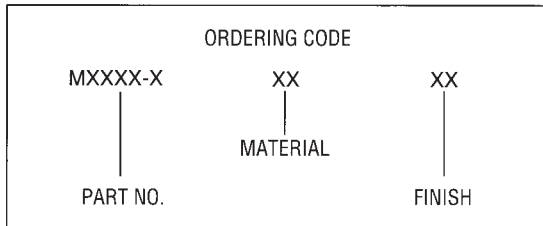
PART NO.	THREAD	O.D. +0.0 -0.15	I.D. +0.0 -0.15	L. ± 0.15	RoHS
M0402	M3x0.5	4.4	2.4	0.25	YES
M0403	M3.5x0.6	4.4	2.9	0.25	YES
M0404	M4x0.7	8	3.8	0.32	YES
M0405	M5x0.8	8	4.3	0.32	YES
M0406	M6x1	8	5.2	0.32	YES

PANEL SCREW RETAINER – STYLE A

See page v for installation information



See page 6M for finish codes
For non-standard parts contact Sales Office

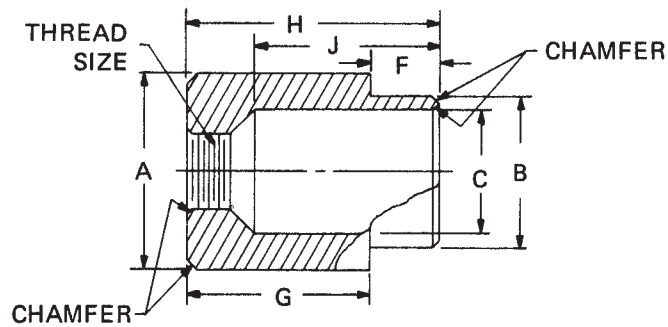


MATERIAL	CODE	RoHS
Brass	B	YES
Stainless Steel	SS	YES
Steel	S	YES

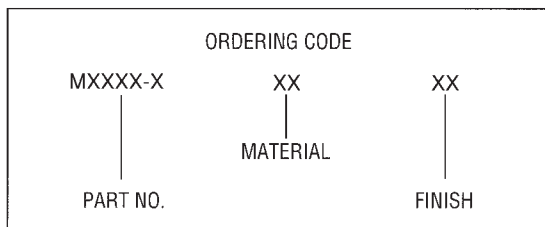
PART NO.	THREAD	PANEL THICKNESS	A ± 0.1	B ± 0.05	C +0.1 -0.03	F ± 0.15	G ± 0.15	H ± 0.3	J ± 0.15
M0407-1 M0407-2 M0407-3	M3x0.5	1.2-1.8 1.9-2.8 3-4	7	5	3.8	1.3 2 3.2	5.2 4.3 3.3	6.5	4.2
M0408-1 M0408-2 M0408-3 M0408-4	M3.5x0.6	1.2-1.8 1.9-2.8 3-4 4.8	7	5	3.8	1.3 2 3.2 4.8	6.7 6 4.8 3.2	8	5.3
M0409-1 M0409-2 M0409-3 M0409-4	M4X0.7	1.2-1.8 1.9-2.8 3-4 4.8	8	5.8	4.8	1.3 2 3.2 4.8	6.7 6 4.8 3.2	8	5.3
M0410-1 M0410-2 M0410-3 M0410-4 M0410-5	M5X0.8	1.2-1.8 1.9-2.8 3-4 4.8 6.5	10	7.1	5.8	1.3 2 3.2 4.8 6.4	8.2 7.5 6.3 4.7 3.1	9.5	6
M0411-1 M0411-2 M0411-3 M0411-4 M0411-5	M6X1	1.2-1.8 1.9-2.8 3-4 4.8 6.5	13	9.3	7.5	1.3 2 3.2 4.8 6.4	9.7 9 7.8 6.2 4.6	11	7.4

PANEL SCREW RETAINER – STYLE B

See page v for installation information



See page 6M for finish codes
For non-standard parts contact Sales Office

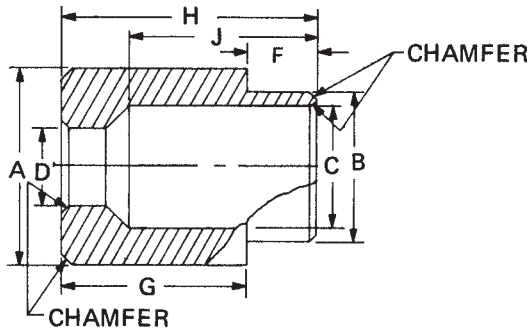


MATERIAL	CODE	RoHS
Brass	B	YES
Stainless Steel	SS	YES
Steel	S	YES

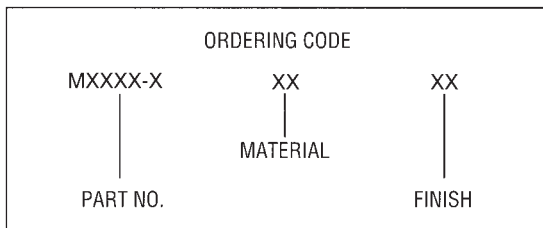
PART NO.	THREAD	PANEL THICKNESS	A ± 0.1	B ± 0.05	C +0.1 -0.03	F ± 0.15	G ± 0.15	H ± 0.3	J ± 0.15
M0412-1 M0412-2 M0412-3 M0412-4	M3x0.5	1.3-1.7 2.1-2.5 2.8-3.6 4.3-5.2	8	6.3	5.3	1.6 2.4 3.2 4.8	7.9 7.1 6.3 4.7	9.5	6.7
M0413-1 M0413-2 M0413-3 M0413-4 M0413-5	M3.5x0.6	1.3-1.7 2.1-2.5 2.6-3.6 4.3-5.2 5.9-6.7	8	6.3	5.3	1.6 2.4 3.2 4.8 6.4	7.9 7.1 6.3 4.7 3.1	9.5	6.7
M0414-1 M0414-2 M0414-3 M0414-4 M0414-5	M4X0.7	1.3-1.7 2.1-2.5 2.8-3.6 4.3-5.2 5.9-6.7	13	11	9.8	1.6 2.4 3.2 4.8 6.4	12.7 11.9 11.1 9.5 7.9	14.3	9.9
M0415-1 M0415-2 M0415-3 M0415-4 M0415-5	M5X0.8	1.3-1.7 2.1-2.5 2.8-3.6 4.3-5.2 5.9-6.7	13	11	9.8	1.6 2.4 3.2 4.8 6.4	12.7 11.9 11.1 9.5 7.9	14.3	10
M0416-1 M0416-2 M0416-3 M0416-4 M0416-5	M6X1	1.3-1.7 2.1-2.5 2.8-3.6 4.3-5.2 5.9-6.7	13	11	9.8	1.6 2.4 3.2 4.8 6.4	12.7 11.9 11.1 9.5 7.9	14.3	10.2

PANEL SCREW RETAINER – STYLE C

See page v for installation information



See page 6M for finish codes
For non-standard parts contact Sales Office

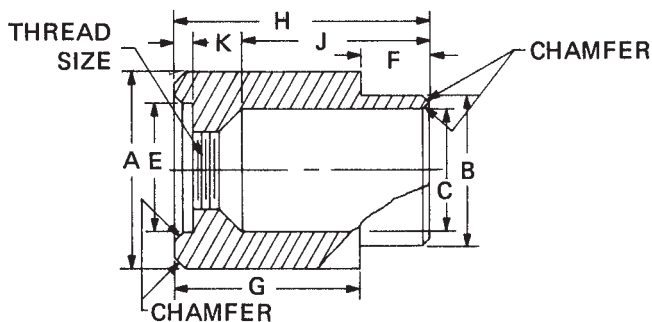


MATERIAL	CODE	RoHS
Brass	B	YES
Stainless Steel	SS	YES
Steel	S	YES

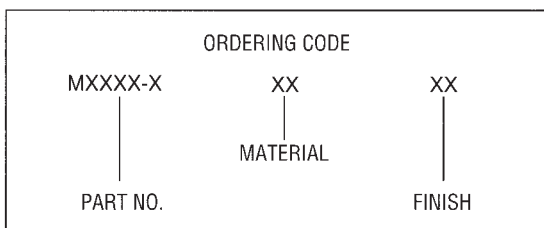
PART NO.	THREAD	PANEL THICKNESS	A ± 0.1	B ± 0.05	C + 0.1 - 0.03	D + 0.1 - 0.03	F ± 0.13	G ± 0.13	H ± 0.3	J ± 0.3
M0417-1	M3x0.5	1.3-1.7	8	6.3	5.3	3.2	1.6	7.9	9.5	7.6
M0417-2		2.1-2.5					2.4	7.1		
M0417-3		2.8-3.6					3.2	6.3		
M0417-4		4.3-5.2					4.8	4.7		
M0418-1	M3.5x0.6	1.3-1.7	8	6.3	5.3	3.9	1.6	7.9	9.5	7.7
M0418-2		2.1-2.5					2.4	7.1		
M0418-3		2.8-3.6					3.2	6.3		
M0418-4		4.3-5.2					4.8	4.7		
M0418-5		5.9-6.7					6.4	3.1		
M0419-1	M4X0.7	1.3-1.7	13	11	9.8	4.5	1.6	12.7	14.3	11.4
M0419-2		2.1-2.5					2.4	11.9		
M0419-3		2.8-3.6					3.2	11.1		
M0419-4		4.3-5.2					4.8	9.5		
M0419-5		5.9-6.7					6.4	7.9		
M0420-1	M5X0.8	1.3-1.7	13	11	9.8	5.2	1.6	12.7	14.3	11.8
M0420-2		2.1-2.5					2.4	11.9		
M0420-3		2.8-3.6					3.2	11.1		
M0420-4		4.3-5.2					4.8	9.5		
M0420-5		5.9-6.7					6.4	7.9		
M0421-1	M6X1	1.3-1.7	13	11	9.8	6.5	1.6	12.7	14.3	12.1
M0421-2		2.1-2.5					2.4	11.9		
M0421-3		2.8-3.6					3.2	11.1		
M0421-4		4.3-5.2					4.8	9.5		
M0421-5		5.9-6.7					6.4	7.9		

PANEL SCREW RETAINER – STYLE D

See page v for
installation information



See page 6M for finish codes
For non-standard parts contact Sales Office

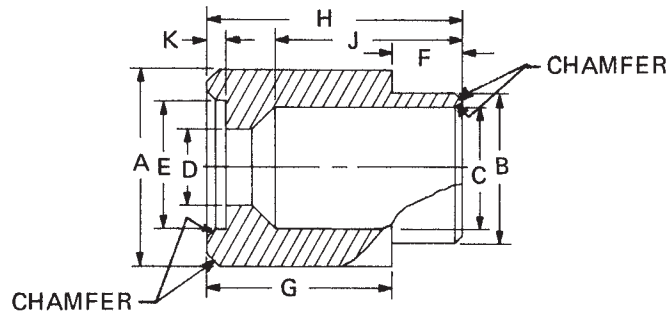


MATERIAL	CODE	RoHS
Brass	B	YES
Stainless Steel	SS	YES
Steel	S	YES

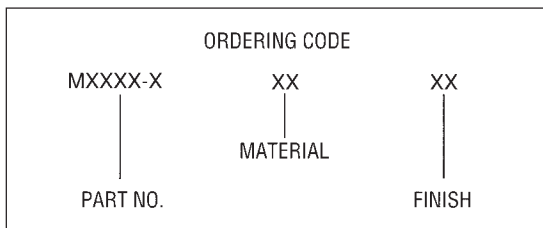
PART NO.	THREAD	PANEL THICKNESS	A ± 0.1	B ± 0.05	C +0.1 -0.03	E +0.15 -0.0	F ± 0.15	G ± 0.15	H ± 0.3	J ± 0.15	K +0.3 -0.0
M0422-1 M0422-2 M0422-3 M0422-4 M0422-5	M3x0.5	1.3-1.7 2.1-2.5 2.8-3.6 4.3-5.2 5.9-6.7	8	6.3	5.3	4.9	1.6 2.4 3.2 4.8 6.4	9.4 8.6 7.8 6.2 4.6	11	7.5	2
M0423-1 M0423-2 M0423-3 M0423-4 M0423-5	M3.5x0.6	1.3-1.7 2.1-2.5 2.8-3.6 4.3-5.2 5.9-6.7	8	6.3	5.3	4.9	1.6 2.4 3.2 4.8 6.4	9.4 8.6 7.8 6.2 4.6	11	7.6	2
M0424-1 M0424-2 M0424-3 M0424-4 M0424-5	M4X0.7	1.3-1.7 2.1-2.5 2.8-3.6 4.3-5.2 5.9-6.7	13	11	9.8	7.9	1.6 2.4 3.2 4.8 6.4	14.4 13.6 12.8 11.2 9.6	16	9.9	2.4
M0425-1 M0425-2 M0425-3 M0425-4 M0425-5	M5X0.8	1.3-1.7 2.1-2.5 2.8-3.6 4.3-5.2 5.9-6.7	13	11	9.8	7.9	1.6 2.4 3.2 4.8 6.4	14.4 13.6 12.8 11.2 9.6	16	10	2.4
M0426-1 M0426-2 M0426-3 M0426-4 M0426-5	M6X1	1.3-1.7 2.1-2.5 2.8-3.6 4.3-5.2 5.9-6.7	13	11	9.8	7.9	1.6 2.4 3.2 4.8 6.4	14.4 13.6 12.8 11.2 9.6	16	10.2	2.4

PANEL SCREW RETAINER – STYLE E

See page v for installation information



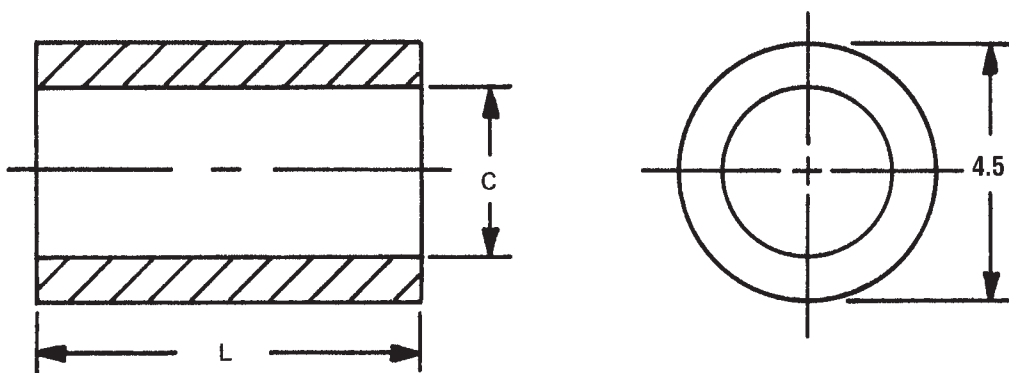
See page 6M for finish codes
For non-standard parts contact Sales Office



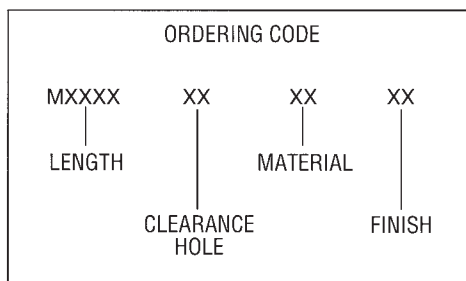
MATERIAL	CODE	RoHS
Brass	B	YES
Stainless Steel	SS	YES
Steel	S	YES

PART NO.	THREAD	PANEL THICKNESS	A ± 0.1	B ± 0.05	C +0.1 -0.03	D +0.1 -0.03	E +0.15 -0.0	F ± 0.15	G ± 0.15	H ± 0.3	J ± 0.15	K +0.3 -0.0
M0427-1 M0427-2 M0427-3 M0427-4 M0427-5	M3x0.5	1.3-1.7 2.1-2.5 2.8-3.6 4.3-5.2 5.9-6.7	8	6.3	5.3	3.2	4.9	1.6 2.4 3.2 4.8 6.4	9.4 8.6 7.8 6.2 4.6	11	7.6	2
M0428-1 M0428-2 M0428-3 M0428-4 M0428-5	M3.5x0.6	1.3-1.7 2.1-2.5 2.8-3.6 4.3-5.2 5.9-6.7	8	6.3	5.3	3.8	4.9	1.6 2.4 3.2 4.8 6.4	9.4 8.6 7.8 6.2 4.6	11	7.8	2
M0429-1 M0429-2 M0429-3 M0429-4 M0429-5	M4X0.7	1.3-1.7 2.1-2.5 2.8-3.6 4.3-5.2 5.9-6.7	13	11	9.8	4.5	7.9	1.6 2.4 3.2 4.8 6.4	14.4 13.6 12.8 11.2 9.6	16	10.8	2.4
M0430-1 M0430-2 M0430-3 M0430-4 M0430-5	M5X0.8	1.3-1.7 2.1-2.5 2.8-3.6 4.3-5.2 5.9-6.7	13	11	9.8	5.2	7.9	1.6 2.4 3.2 4.8 6.4	14.4 13.6 12.8 11.2 9.6	16	11	2.4
M0431-1 M0431-2 M0431-3 M0431-4 M0431-5	M6X1	1.3-1.7 2.1-2.5 2.8-3.6 4.3-5.2 5.9-6.7	13	11	9.8	6.4	7.9	1.6 2.4 3.2 4.8 6.4	14.4 13.6 12.8 11.2 9.6	16	11.2	2.4

4.5mm ROUND SPACERS



See page 6M for finish codes
For non-standard parts contact Sales Office



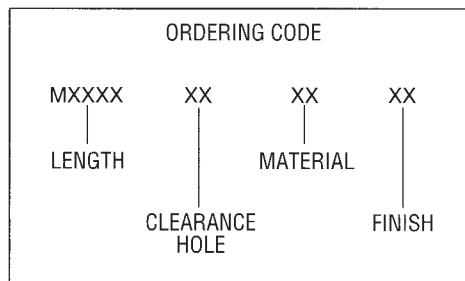
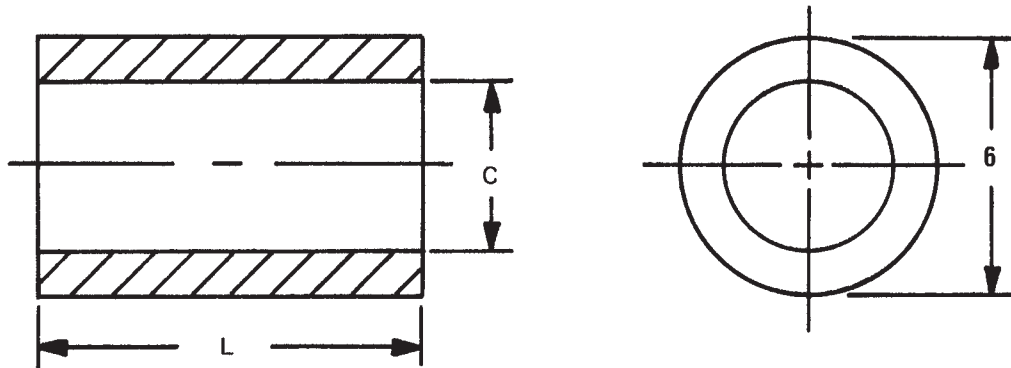
LENGTH	PART NO.
1	M0500
2	M0501
3	M0502
4	M0503
5	M0504
6	M0505
7	M0506
8	M0507
9	M0508
10	M0509
11	M0510
12	M0511
13	M0512

LENGTH	PART NO.
14	M0513
15	M0514
16	M0515
17	M0516
18	M0517
19	M0518
20	M0519
21	M0520
22	M0521
23	M0522
24	M0523
25	M0524

HOLE CLEARANCE CODE		
THREAD	HOLE + 0.3 - 0.0	CODE
M2.5	2.7	25
M3	3.2	3

MATERIAL	CODE	RoHS
Aluminum	AL	YES
Brass	B	YES
Stainless Steel	SS	YES
Steel	S	YES
Nylon	N	YES

6mm ROUND SPACERS



LENGTH	PART NO.
1	M0530
2	M0531
3	M0532
4	M0533
5	M0534
6	M0535
7	M0536
8	M0537
9	M0538
10	M0539
11	M0540
12	M0541
13	M0542
14	M0543
15	M0544
16	M0545
17	M0546
18	M0547
19	M0548
20	M0549
21	M0550
22	M0551
23	M0552
24	M0553
25	M0554
26	M0555

LENGTH	PART NO.
27	M0556
28	M0557
29	M0558
30	M0559
31	M0560
32	M0561
33	M0562
34	M0563
35	M0564
36	M0565
37	M0566
38	M0567
39	M0568
40	M0569
41	M0570
42	M0571
43	M0572
44	M0573
45	M0574
46	M0575
47	M0576
48	M0577
49	M0578
50	M0579
51	M0580

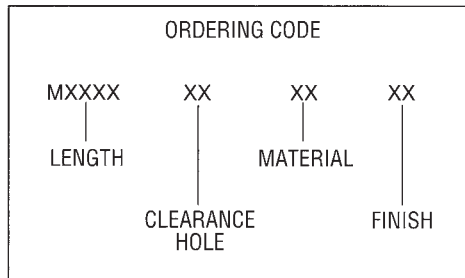
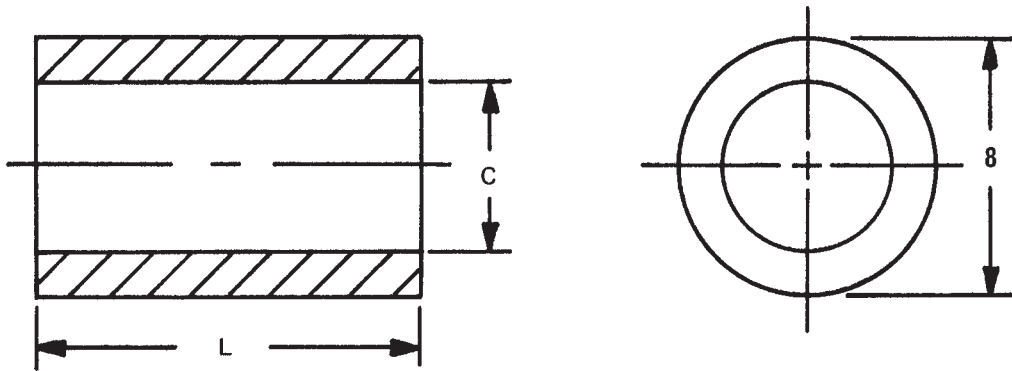
Stainless Steel lengths up to 25mm only
See page 6M for finish codes
For non-standard parts contact Sales Office

HOLE CLEARANCE CODE		
THREAD	HOLE + 0.3 - 0.0	CODE
M3	3.2	3
M3.5	3.7	35
M4	4.3	4

MATERIAL	CODE	RoHS
Aluminum	AL	YES
Brass	B	YES
Stainless Steel	SS*	YES
Steel	S	YES
Nylon	N	YES

*Length up to 25mm only

8mm ROUND SPACERS



LENGTH	PART NO.
1	M0590
2	M0591
3	M0592
4	M0593
5	M0594
6	M0595
7	M0596
8	M0597
9	M0598
10	M0599
11	M0600
12	M0601
13	M0602
14	M0603
15	M0604
16	M0605
17	M0606
18	M0607
19	M0608
20	M0609
21	M0610
22	M0611
23	M0612
24	M0613
25	M0614
26	M0615

LENGTH	PART NO.
27	M0616
28	M0617
29	M0618
30	M0619
31	M0620
32	M0621
33	M0622
34	M0623
35	M0624
36	M0625
37	M0626
38	M0627
39	M0628
40	M0629
41	M0630
42	M0631
43	M0632
44	M0633
45	M0634
46	M0635
47	M0636
48	M0637
49	M0638
50	M0639
51	M0640

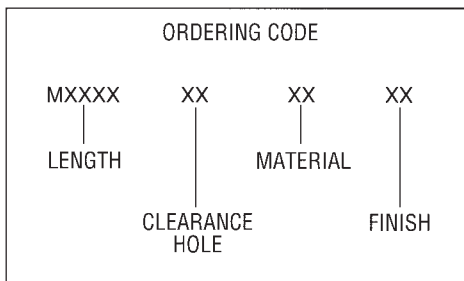
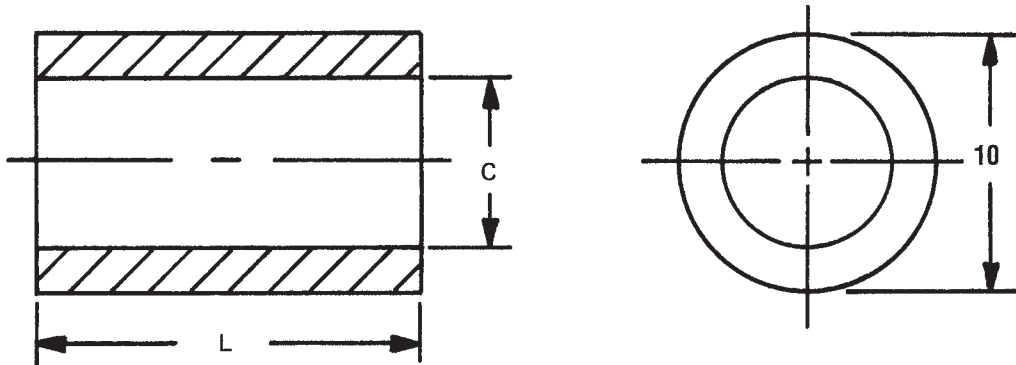
Stainless Steel lengths up to 25mm only
See page 6M for finish codes
For non-standard parts contact Sales Office

HOLE CLEARANCE CODE		
THREAD	HOLE + 0.3 - 0.0	CODE
M3	3.2	3
M3.5	3.7	35
M4	4.3	4
M5	5.3	5

MATERIAL	CODE	RoHS
Aluminum	AL	YES
Brass	B	YES
Stainless Steel	SS*	YES
Steel	S	YES
Nylon	N	YES

*Length up to 25mm only

10mm ROUND SPACERS



LENGTH	PART NO.
1	M0650
2	M0651
3	M0652
4	M0653
5	M0654
6	M0655
7	M0656
8	M0657
9	M0658
10	M0659
11	M0660
12	M0661
13	M0662
14	M0663
15	M0664
16	M0665
17	M0666
18	M0667
19	M0668
20	M0669
21	M0670
22	M0671
23	M0672
24	M0673
25	M0674
26	M0675

LENGTH	PART NO.
27	M0676
28	M0677
29	M0678
30	M0679
31	M0680
32	M0681
33	M0682
34	M0683
35	M0684
36	M0685
37	M0686
38	M0687
39	M0688
40	M0689
41	M0690
42	M0691
43	M0692
44	M0693
45	M0694
46	M0695
47	M0696
48	M0697
49	M0698
50	M0699
51	M0700

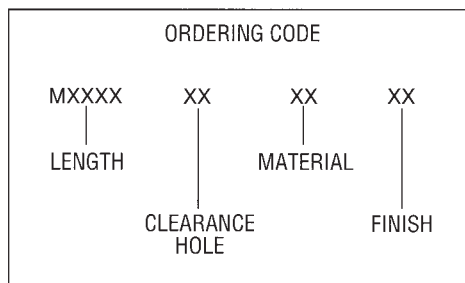
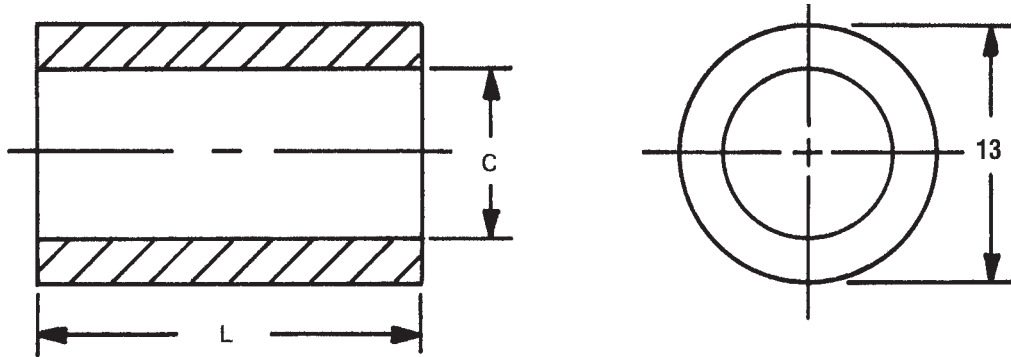
Stainless Steel lengths up to 25mm only
See page 6M for finish codes
For non-standard parts contact Sales Office

HOLE CLEARANCE CODE		
THREAD	HOLE + 0.3 - 0.0	CODE
M3.5	3.7	35
M4	4.3	4
M5	5.3	5

MATERIAL	CODE	RoHS
Aluminum	AL	YES
Brass	B	YES
Stainless Steel	SS*	YES
Steel	S	YES
Nylon	N	YES

*Length up to 25mm only

13mm ROUND SPACERS



LENGTH	PART NO.
1	M0710
2	M0711
3	M0712
4	M0713
5	M0714
6	M0715
7	M0716
8	M0717
9	M0718
10	M0719
11	M0720
12	M0721
13	M0722
14	M0723
15	M0724
16	M0725
17	M0726
18	M0727
19	M0728
20	M0729
21	M0730
22	M0731
23	M0732
24	M0733
25	M0734
26	M0735

LENGTH	PART NO.
27	M0736
28	M0737
29	M0738
30	M0739
31	M0740
32	M0741
33	M0742
34	M0743
35	M0744
36	M0745
37	M0746
38	M0747
39	M0748
40	M0749
41	M0750
42	M0751
43	M0752
44	M0753
45	M0754
46	M0755
47	M0756
48	M0757
49	M0758
50	M0759
51	M0760

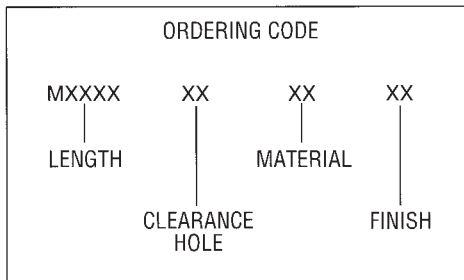
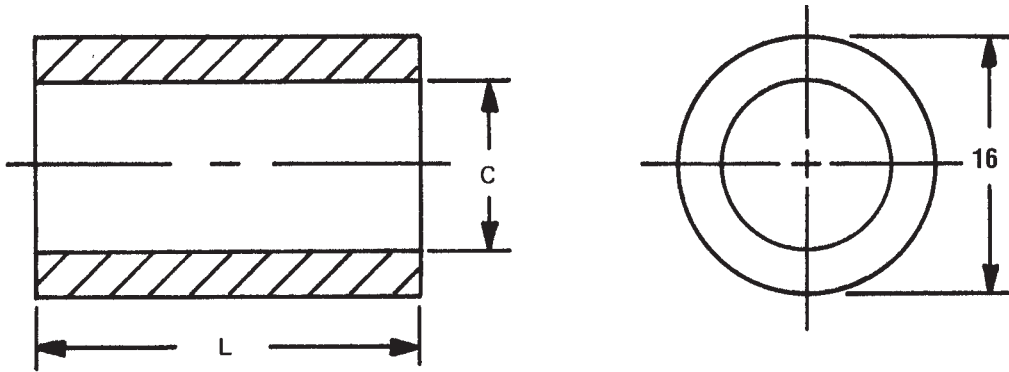
Stainless Steel lengths up to 25mm only
See page 6M for finish codes
For non-standard parts contact Sales Office

HOLE CLEARANCE CODE		
THREAD	HOLE + 0.3 - 0.0	CODE
M4	4.3	4
M5	5.3	5
M6	6.4	6
M8	8.4	8

MATERIAL	CODE	RoHS
Aluminum	AL	YES
Brass	B	YES
Stainless Steel	SS*	YES
Steel	S	YES
Nylon	N	YES

*Length up to 25mm only

16mm ROUND SPACERS



LENGTH	PART NO.
1	M0770
2	M0771
3	M0772
4	M0773
5	M0774
6	M0775
7	M0776
8	M0777
9	M0778
10	M0779
11	M0780
12	M0781
13	M0782
14	M0783
15	M0784
16	M0785
17	M0786
18	M0787
19	M0788
20	M0789
21	M0790
22	M0791
23	M0792
24	M0793
25	M0794
26	M0795

LENGTH	PART NO.
27	M0796
28	M0797
29	M0798
30	M0799
31	M0800
32	M0801
33	M0802
34	M0803
35	M0804
36	M0805
37	M0806
38	M0807
39	M0808
40	M0809
41	M0810
42	M0811
43	M0812
44	M0813
45	M0814
46	M0815
47	M0816
48	M0817
49	M0818
50	M0819
51	M0820

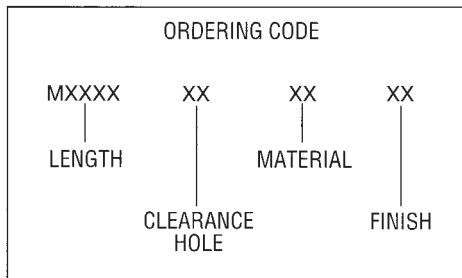
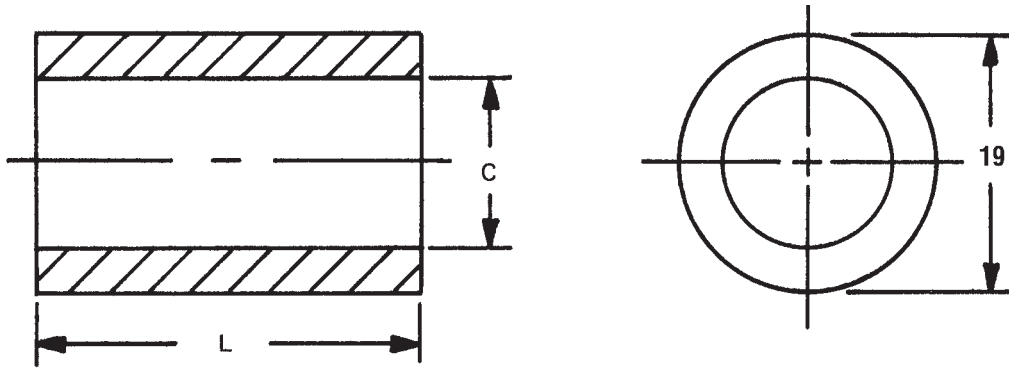
Stainless Steel lengths up to 25mm only
 See page 6M for finish codes
 For non-standard parts contact Sales Office

HOLE CLEARANCE CODE		
THREAD	HOLE + 0.3 - 0.0	CODE
M4	4.3	4
M5	5.3	5
M6	6.4	6
M8	8.4	8
M10	10.5	10
M12	13	12

MATERIAL	CODE	RoHS
Aluminum	AL	YES
Brass	B	YES
Stainless Steel	SS*	YES
Steel	S	YES
Nylon	N	YES

*Length up to 25mm only

19mm ROUND SPACERS



LENGTH	PART NO.
1	M0830
2	M0831
3	M0832
4	M0833
5	M0834
6	M0835
7	M0836
8	M0837
9	M0838
10	M0839
11	M0840
12	M0841
13	M0842
14	M0843
15	M0844
16	M0845
17	M0846
18	M0847
19	M0848
20	M0849
21	M0850
22	M0851
23	M0852
24	M0853
25	M0854
26	M0855

LENGTH	PART NO.
27	M0856
28	M0857
29	M0858
30	M0859
31	M0860
32	M0861
33	M0862
34	M0863
35	M0864
36	M0865
37	M0866
38	M0867
39	M0868
40	M0869
41	M0870
42	M0871
43	M0872
44	M0873
45	M0874
46	M0875
47	M0876
48	M0877
49	M0878
50	M0879
51	M0880

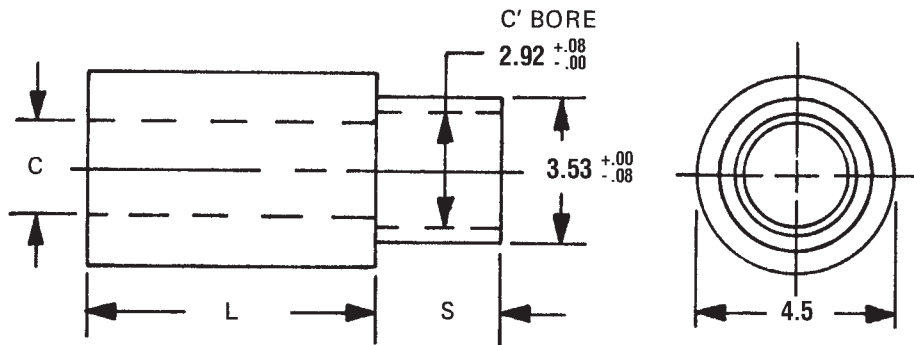
Stainless Steel lengths up to 25mm only
 See page 6M for finish codes
 For non-standard parts contact Sales Office

HOLE CLEARANCE CODE		
THREAD	HOLE + 0.3 - 0.0	CODE
M4	4.3	4
M5	5.3	5
M6	6.4	6
M8	8.4	8
M10	10.5	10
M12	13	12
M14	15	14

MATERIAL	CODE	RoHS
Aluminum	AL	YES
Brass	B	YES
Stainless Steel	SS*	YES
Steel	S	YES
Nylon	N	YES

*Length up to 25mm only

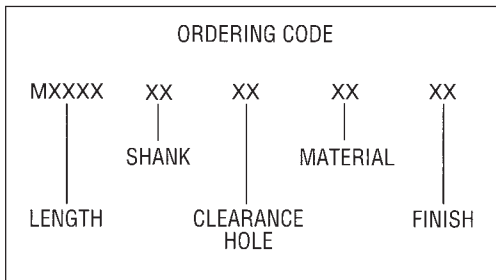
4.5mm ROUND SWAGE SPACERS



See page iv for installation information

- L = SPACER LENGTH
- S = SHANK LENGTH
- P = BOARD THICKNESS
- C = THREAD CLEARANCE HOLE

See page 6M for finish codes
For non-standard parts contact Sales Office



SWAGE TOOLING		
PUNCH	ANVIL	LENGTH
P3	AR-70	3-5
	AR-71	6-12
	AR-72	13-18
	AR-73	19-25

SWAGE/PANEL CODE		
± .08	S	P
1.9	A	.8
2.7	B	1.6
3.4	C	2.4
4.2	D	3.2

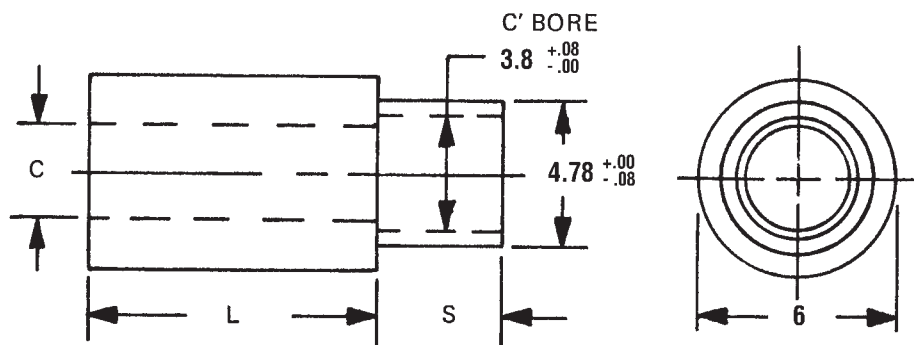
LENGTH	PART NO.
3	M0902
4	M0903
5	M0904
6	M0905
7	M0906
8	M0907
9	M0908
10	M0909
11	M0910
12	M0911
13	M0912
14	M0913

LENGTH	PART NO.
15	M0914
16	M0915
17	M0916
18	M0917
19	M0918
20	M0919
21	M0920
22	M0921
23	M0922
24	M0923
25	M0924

HOLE CLEARANCE CODE		
THREAD	HOLE +0.3 -0.0	CODE
M2	2.2	2
M2.5	2.7	25

MATERIAL	CODE	RoHS
Aluminum	AL	YES
Brass	B	YES
Stainless Steel	SS	YES
Steel	S	YES

6mm ROUND SWAGE SPACERS

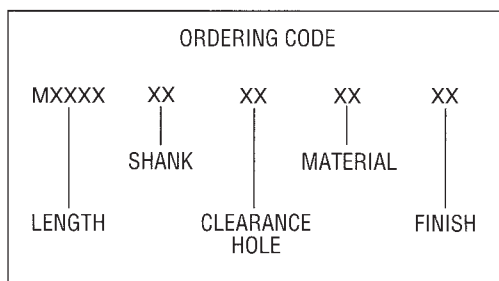


See page iv for installation information

- L = SPACER LENGTH
- S = SHANK LENGTH
- P = BOARD THICKNESS
- C = THREAD CLEARANCE HOLE

See page 6M for finish codes
For non-standard parts contact Sales Office

SWAGE TOOLING		
PUNCH	ANVIL	LENGTH
P4	AR-74	3-5
	AR-75	6-12
	AR-76	13-18
	AR-77	19-25



SWAGE/PANEL CODE		
± .08	S	P
1.9	A	.8
2.7	B	1.6
3.4	C	2.4
4.2	D	3.2

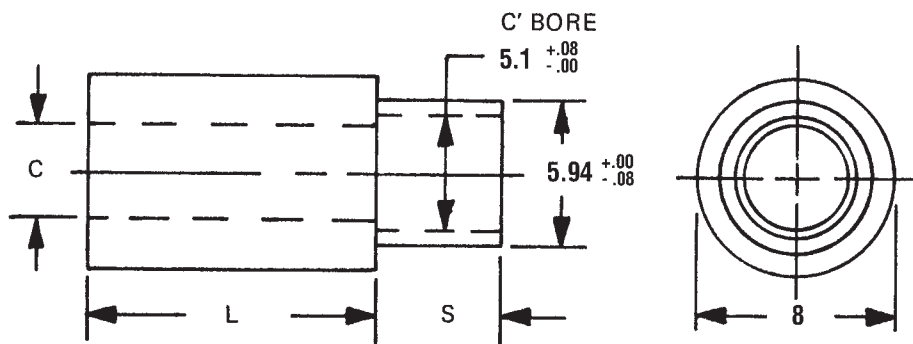
LENGTH	PART NO.
3	M0937
4	M0938
5	M0939
6	M0940
7	M0941
8	M0942
9	M0943
10	M0944
11	M0945
12	M0946
13	M0947
14	M0948

LENGTH	PART NO.
15	M0949
16	M0950
17	M0951
18	M0952
19	M0953
20	M0954
21	M0955
22	M0956
23	M0957
24	M0958
25	M0959

HOLE CLEARANCE CODE		
THREAD	HOLE + 0.3 - 0.0	CODE
M2	2.2	2
M2.5	2.7	25
M3	3.2	3
M3.5	3.7	35

MATERIAL	CODE	RoHS
Aluminum	AL	YES
Brass	B	YES
Stainless Steel	SS	YES
Steel	S	YES

8mm ROUND SWAGE SPACERS

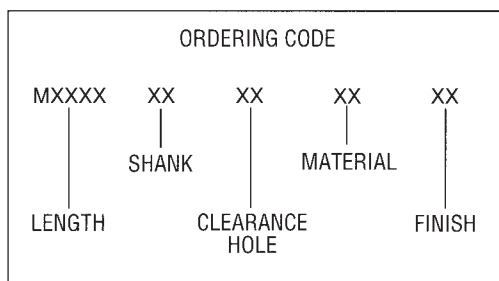


See page iv for installation information

- L = SPACER LENGTH
- S = SHANK LENGTH
- P = BOARD THICKNESS
- C = THREAD CLEARANCE HOLE

See page 6M for finish codes
For non-standard parts contact Sales Office

SWAGE TOOLING		
PUNCH	ANVIL	LENGTH
P5	AR-78	3-5
	AR-79	6-12
	AR-80	13-18
	AR-81	19-25



SWAGE/PANEL CODE		
± .08	S	P
1.9	A	.8
2.7	B	1.6
3.4	C	2.4
4.2	D	3.2

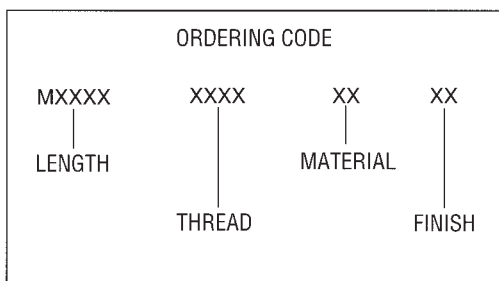
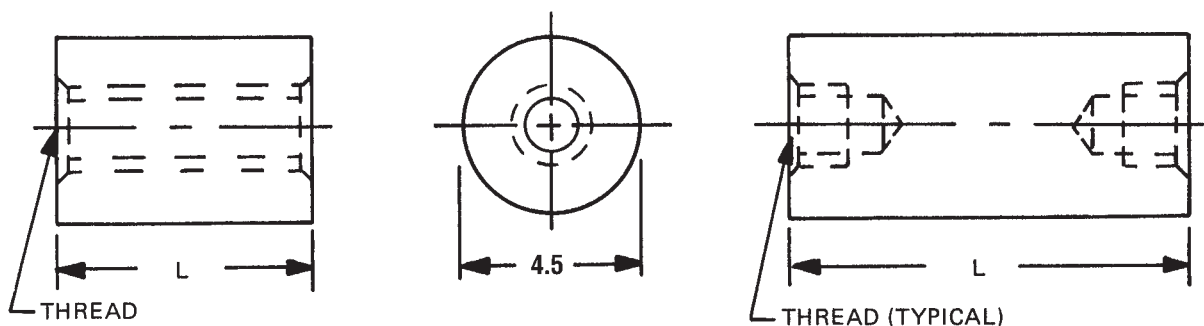
LENGTH	PART NO.
3	M0972
4	M0973
5	M0974
6	M0975
7	M0976
8	M0977
9	M0978
10	M0979
11	M0980
12	M0981
13	M0982
14	M0983

LENGTH	PART NO.
15	M0984
16	M0985
17	M0986
18	M0987
19	M0988
20	M0989
21	M0990
22	M0991
23	M0992
24	M0993
25	M0994

HOLE CLEARANCE CODE		
THREAD	HOLE + 0.3 - 0.0	CODE
M2	2.2	2
M2.5	2.7	25
M3	3.2	3
M3.5	3.7	35

MATERIAL	CODE	RoHS
Aluminum	AL	YES
Brass	B	YES
Stainless Steel	SS	YES
Steel	S	YES

4.5mm ROUND FEMALE STANDOFFS



See page 7M for thread depth chart
 See page 6M for finish codes
 For non-standard parts contact Sales Office

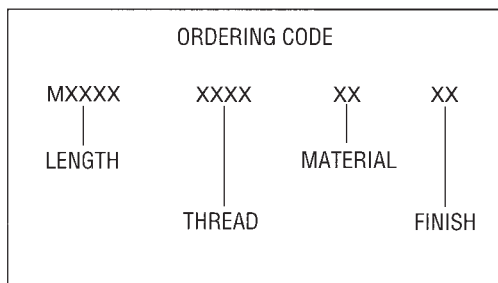
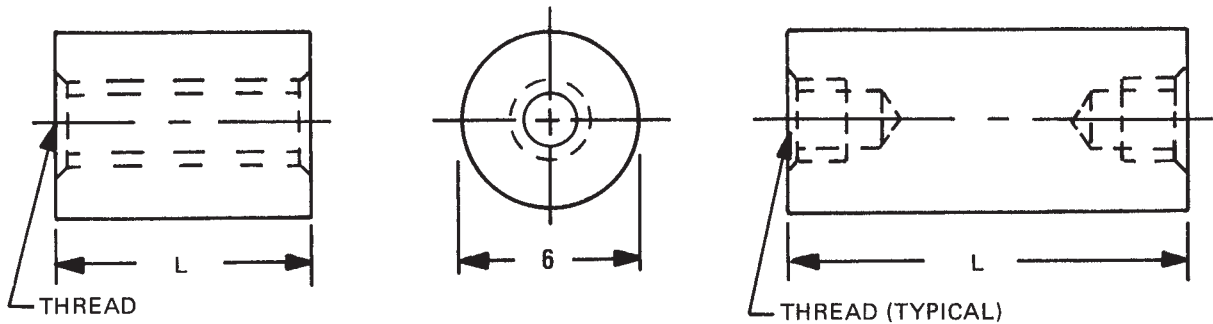
LENGTH	PART NO.
3	M1000
4	M1001
5	M1002
6	M1003
7	M1004
8	M1005
9	M1006
10	M1007
11	M1008
12	M1009
13	M1010
14	M1011
15	M1012
16	M1013
17	M1014
18	M1015

LENGTH	PART NO.
19	M1016
20	M1017
21	M1018
22	M1019
23	M1020
24	M1021
25	M1022
28	M1023
31	M1024
34	M1025
37	M1026
40	M1027
43	M1028
46	M1029
49	M1030
52	M1031

THREAD	CODE
M2.5x0.45	2545
M3x0.5	3005

MATERIAL	CODE	RoHS
Aluminum	AL	YES
Brass	B	YES
Stainless Steel	SS	YES
Steel	S	YES
Nylon	N	YES

6mm ROUND FEMALE STANDOFFS



See page 7M for thread depth chart
 See page 6M for finish codes
 For non-standard parts contact Sales Office

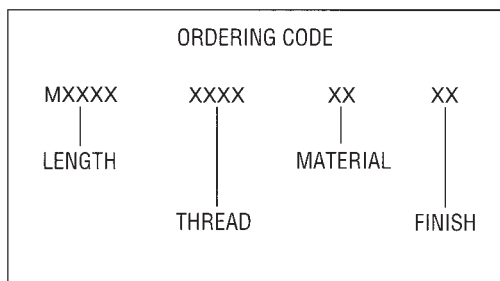
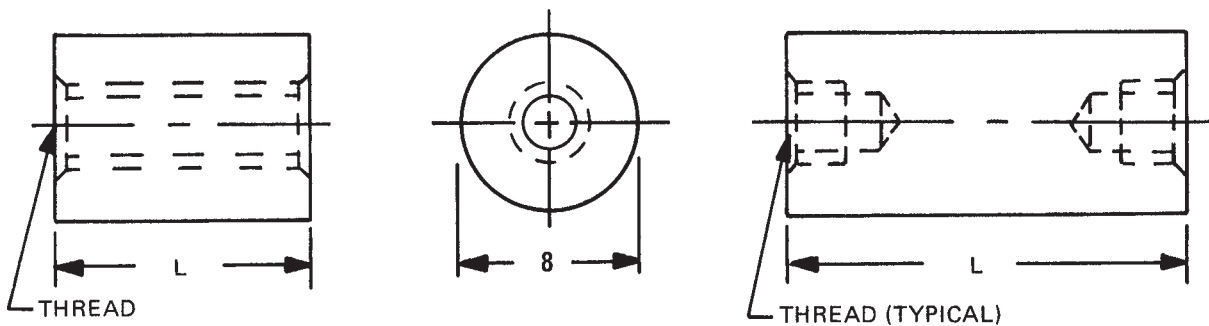
LENGTH	PART NO.
3	M1050
4	M1051
5	M1052
6	M1053
7	M1054
8	M1055
9	M1056
10	M1057
11	M1058
12	M1059
13	M1060
14	M1061
15	M1062
16	M1063
17	M1064
18	M1065

LENGTH	PART NO.
19	M1066
20	M1067
21	M1068
22	M1069
23	M1070
24	M1071
25	M1072
28	M1073
31	M1074
34	M1075
37	M1076
40	M1077
43	M1078
46	M1079
49	M1080
52	M1081

THREAD	CODE
M3x0.5	3005
M3.5x0.6	3506
M4x0.7	4007

MATERIAL	CODE	RoHS
Aluminum	AL	YES
Brass	B	YES
Stainless Steel	SS	YES
Steel	S	YES
Nylon	N	YES

8mm ROUND FEMALE STANDOFFS



See page 7M for thread depth chart
 See page 6M for finish codes
 For non-standard parts contact Sales Office

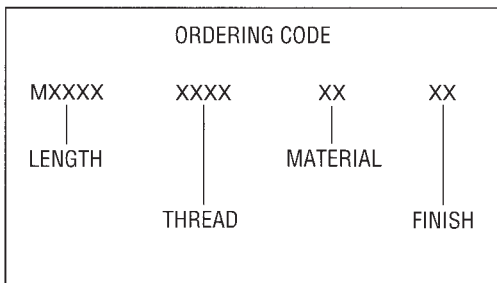
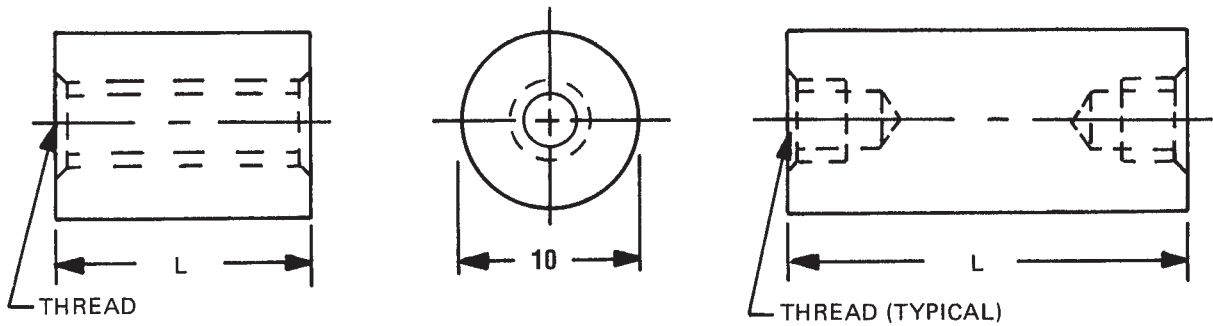
LENGTH	PART NO.
3	M1100
4	M1101
5	M1102
6	M1103
7	M1104
8	M1105
9	M1106
10	M1107
11	M1108
12	M1109
13	M1110
14	M1111
15	M1112
16	M1113
17	M1114
18	M1115

LENGTH	PART NO.
19	M1116
20	M1117
21	M1118
22	M1119
23	M1120
24	M1121
25	M1122
28	M1123
31	M1124
34	M1125
37	M1126
40	M1127
43	M1128
46	M1129
49	M1130
52	M1131

THREAD	CODE
M3x0.5	3005
M3.5x0.6	3506
M4x0.7	4007
M5X0.8	5008

MATERIAL	CODE	RoHS
Aluminum	AL	YES
Brass	B	YES
Stainless Steel	SS	YES
Steel	S	YES
Nylon	N	YES

10mm ROUND FEMALE STANDOFFS



See page 7M for thread depth chart
 See page 6M for finish codes
 For non-standard parts contact Sales Office

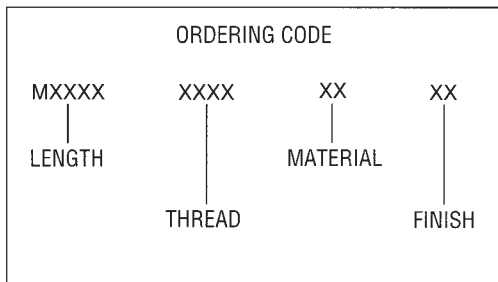
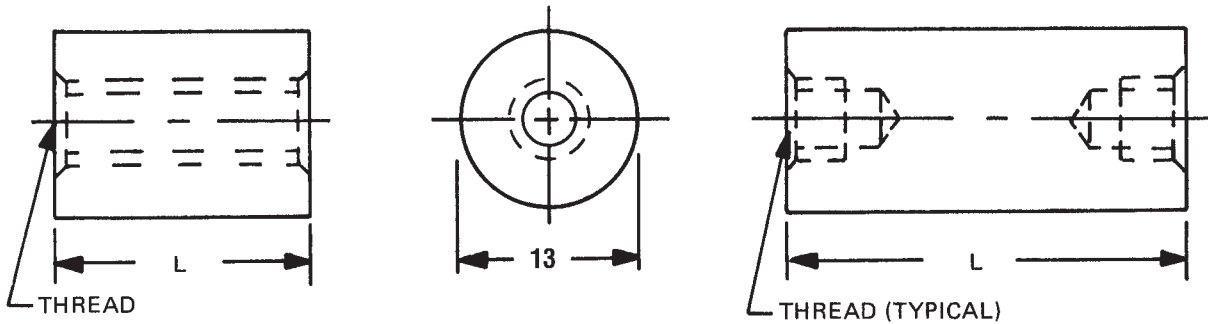
LENGTH	PART NO.
3	M1150
4	M1151
5	M1152
6	M1153
7	M1154
8	M1155
9	M1156
10	M1157
11	M1158
12	M1159
13	M1160
14	M1161
15	M1162
16	M1163
17	M1164
18	M1165

LENGTH	PART NO.
19	M1166
20	M1167
21	M1168
22	M1169
23	M1170
24	M1171
25	M1172
28	M1173
31	M1174
34	M1175
37	M1176
40	M1177
43	M1178
46	M1179
49	M1180
52	M1181

THREAD	CODE
M3.5x0.6	3506
M4x0.7	4007
M5x0.8	5008

MATERIAL	CODE	RoHS
Aluminum	AL	YES
Brass	B	YES
Stainless Steel	SS	YES
Steel	S	YES
Nylon	N	YES

13mm ROUND FEMALE STANDOFFS



See page 7M for thread depth chart
 See page 6M for finish codes
 For non-standard parts contact Sales Office

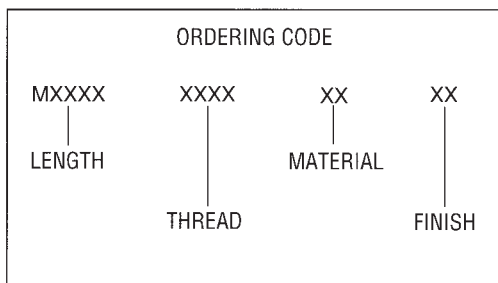
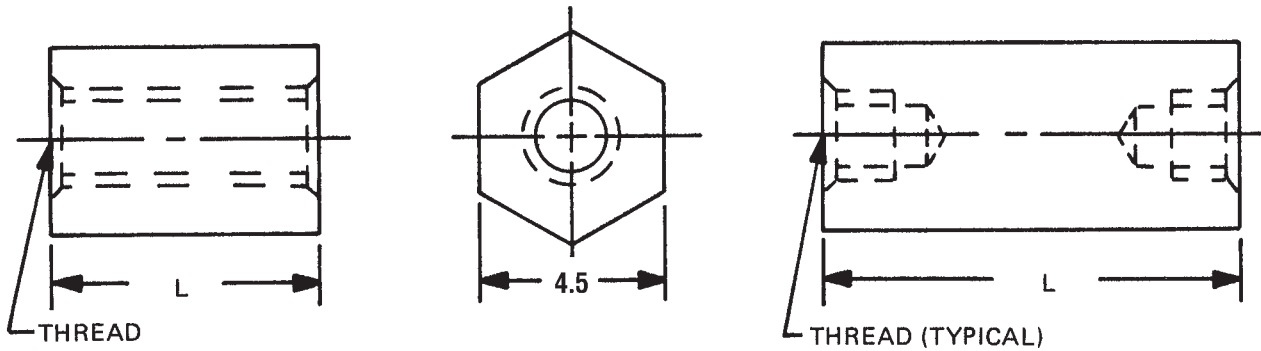
LENGTH	PART NO.
3	M1200
4	M1201
5	M1202
6	M1203
7	M1204
8	M1205
9	M1206
10	M1207
11	M1208
12	M1209
13	M1210
14	M1211
15	M1212
16	M1213
17	M1214
18	M1215

LENGTH	PART NO.
19	M1216
20	M1217
21	M1218
22	M1219
23	M1220
24	M1221
25	M1222
28	M1223
31	M1224
34	M1225
37	M1226
40	M1227
43	M1228
46	M1229
49	M1230
52	M1231

THREAD	CODE
M4x0.7	4007
M5X0.8	5008
M6x1	6010

MATERIAL	CODE	RoHS
Aluminum	AL	YES
Brass	B	YES
Stainless Steel	SS	YES
Steel	S	YES
Nylon	N	YES

4.5mm HEX FEMALE STANDOFFS



See page 7M for thread depth chart
 See page 6M for finish codes
 For non-standard parts contact Sales Office

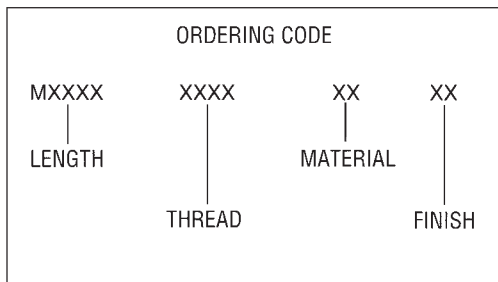
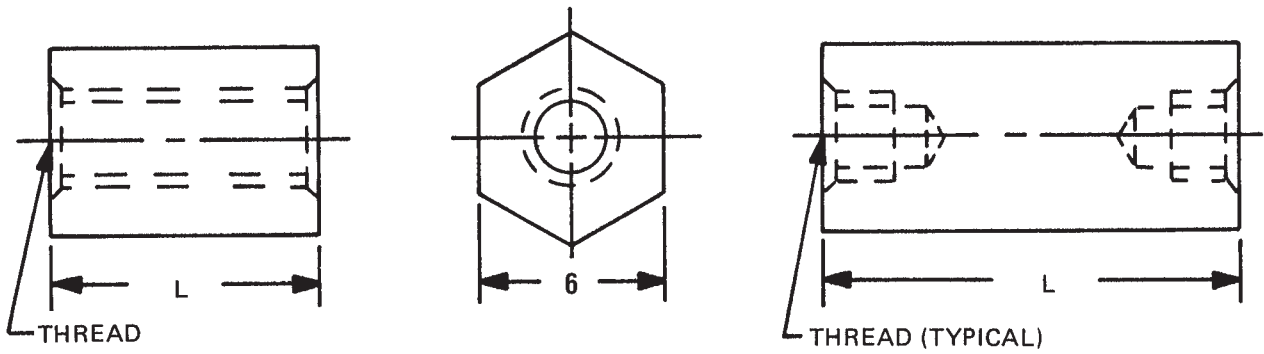
LENGTH	PART NO.
3	M1250
4	M1251
5	M1252
6	M1253
7	M1254
8	M1255
9	M1256
10	M1257
11	M1258
12	M1259
13	M1260
14	M1261
15	M1262
16	M1263
17	M1264
18	M1265

LENGTH	PART NO.
19	M1266
20	M1267
21	M1268
22	M1269
23	M1270
24	M1271
25	M1272
28	M1273
31	M1274
34	M1275
37	M1276
40	M1277
43	M1278
46	M1279
49	M1280
52	M1281

THREAD	CODE
M2.5x0.45	2545
M3x0.5	3005

MATERIAL	CODE	RoHS
Aluminum	AL	YES
Brass	B	YES
Stainless Steel	SS	YES
Steel	S	YES
Nylon	N	YES

6mm HEX FEMALE STANDOFFS



See page 7M for thread depth chart
 See page 6M for finish codes
 For non-standard parts contact Sales Office

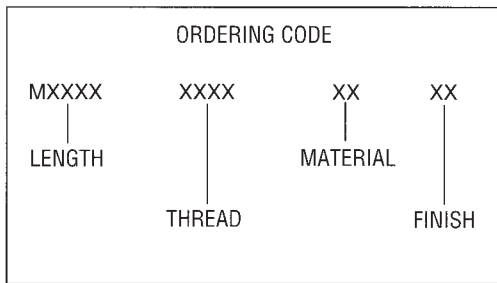
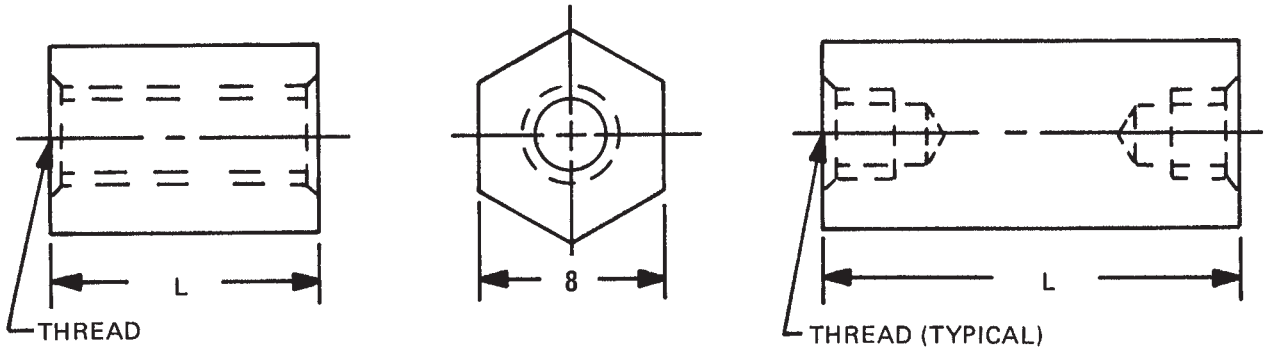
LENGTH	PART NO.
3	M1300
4	M1301
5	M1302
6	M1303
7	M1304
8	M1305
9	M1306
10	M1307
11	M1308
12	M1309
13	M1310
14	M1311
15	M1312
16	M1313
17	M1314
18	M1315

LENGTH	PART NO.
19	M1316
20	M1317
21	M1318
22	M1319
23	M1320
24	M1321
25	M1322
28	M1323
31	M1324
34	M1325
37	M1326
40	M1327
43	M1328
46	M1329
49	M1330
52	M1331

THREAD	CODE
M3x0.5	3005
M3.5x0.6	3506
M4x0.7	4007

MATERIAL	CODE	RoHS
Aluminum	AL	YES
Brass	B	YES
Stainless Steel	SS	YES
Steel	S	YES
Nylon	N	YES

8mm HEX FEMALE STANDOFFS



See page 7M for thread depth chart
 See page 6M for finish codes
 For non-standard parts contact Sales Office

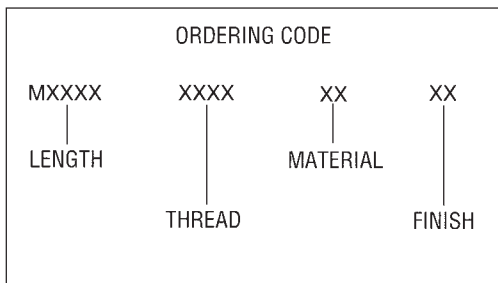
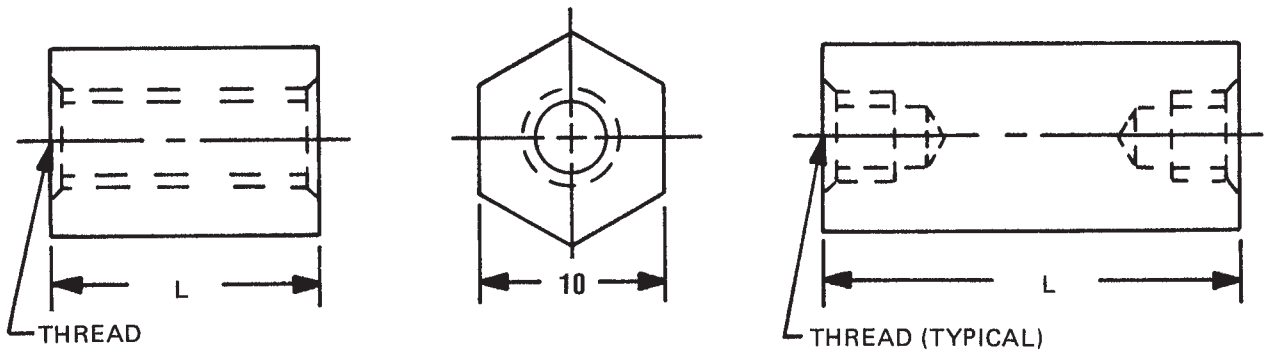
LENGTH	PART NO.
3	M1350
4	M1351
5	M1352
6	M1353
7	M1354
8	M1355
9	M1356
10	M1357
11	M1358
12	M1359
13	M1360
14	M1361
15	M1362
16	M1363
17	M1364
18	M1365

LENGTH	PART NO.
19	M1366
20	M1367
21	M1368
22	M1369
23	M1370
24	M1371
25	M1372
28	M1373
31	M1374
34	M1375
37	M1376
40	M1377
43	M1378
46	M1379
49	M1380
52	M1381

THREAD	CODE
M3x0.5	3005
M3.5x0.6	3506
M4x0.7	4007
M5x0.8	5008

MATERIAL	CODE	RoHS
Aluminum	AL	YES
Brass	B	YES
Stainless Steel	SS	YES
Steel	S	YES
Nylon	N	YES

10mm HEX FEMALE STANDOFFS



See page 7M for thread depth chart
 See page 6M for finish codes
 For non-standard parts contact Sales Office

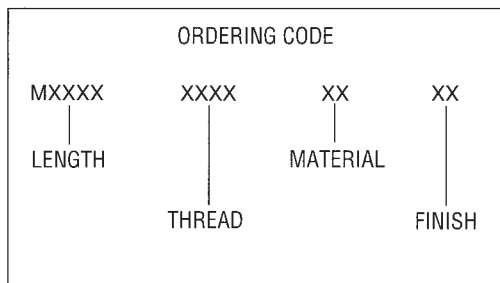
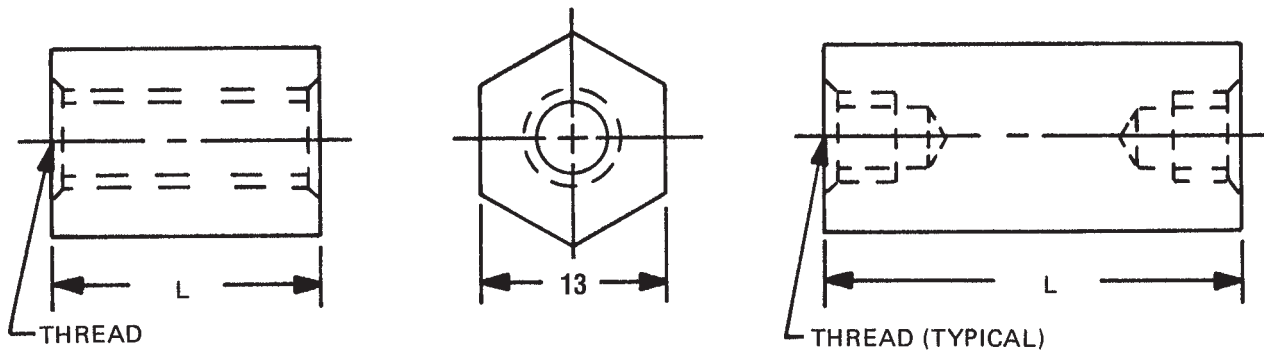
LENGTH	PART NO.
3	M1400
4	M1401
5	M1402
6	M1403
7	M1404
8	M1405
9	M1406
10	M1407
11	M1408
12	M1409
13	M1410
14	M1411
15	M1412
16	M1413
17	M1414
18	M1415

LENGTH	PART NO.
19	M1416
20	M1417
21	M1418
22	M1419
23	M1420
24	M1421
25	M1422
28	M1423
31	M1424
34	M1425
37	M1426
40	M1427
43	M1428
46	M1429
49	M1430
52	M1431

THREAD	CODE
M3.5x0.6	3506
M4x0.7	4007
M5x0.8	5008

MATERIAL	CODE	RoHS
Aluminum	AL	YES
Brass	B	YES
Stainless Steel	SS	YES
Steel	S	YES
Nylon	N	YES

13mm HEX FEMALE STANDOFFS



See page 7M for thread depth chart
 See page 6M for finish codes
 For non-standard parts contact Sales Office

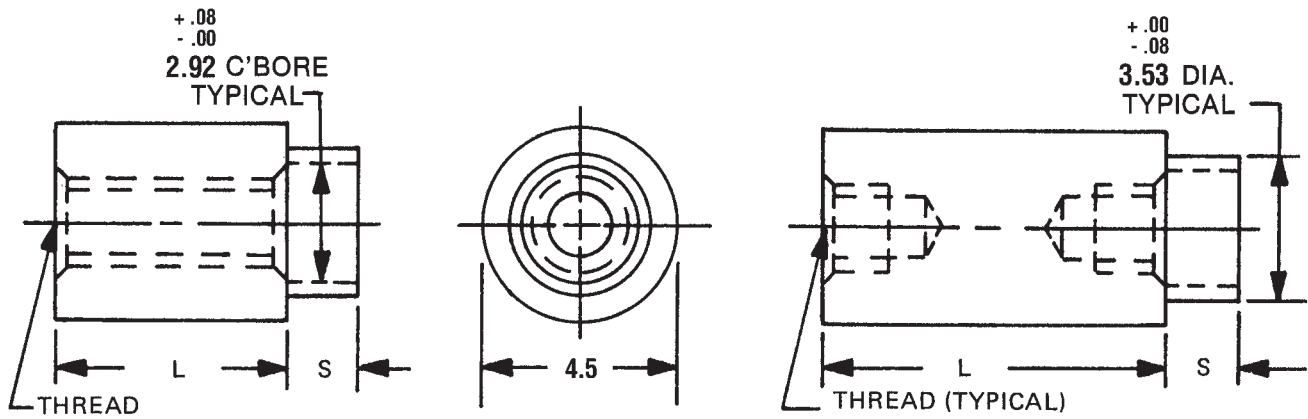
LENGTH	PART NO.
3	M1450
4	M1451
5	M1452
6	M1453
7	M1454
8	M1455
9	M1456
10	M1457
11	M1458
12	M1459
13	M1460
14	M1461
15	M1462
16	M1463
17	M1464
18	M1465

LENGTH	PART NO.
19	M1466
20	M1467
21	M1468
22	M1469
23	M1470
24	M1471
25	M1472
28	M1473
31	M1474
34	M1475
37	M1476
40	M1477
43	M1478
46	M1479
49	M1480
52	M1481

THREAD	CODE
M4x0.7	4007
M5x0.8	5008
M6x1	6010

MATERIAL	CODE	RoHS
Aluminum	AL	YES
Brass	B	YES
Stainless Steel	SS	YES
Steel	S	YES
Nylon	N	YES

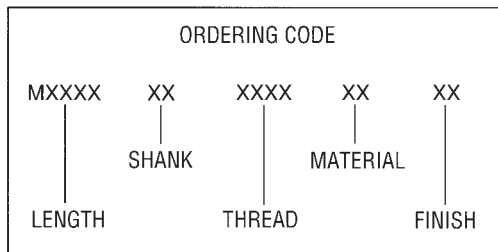
4.5mm ROUND SWAGE STANDOFFS



L = STANDOFF LENGTH
 S = SHANK LENGTH
 P = BOARD THICKNESS

See page iv for installation information

See page 7M for thread depth chart
 See page 6M for finish codes
 For non-standard parts contact Sales Office



SWAGE TOOLING		
PUNCH	ANVIL	LENGTH
P3	AR-70	3-5
	AR-71	6-12
	AR-72	13-18
	AR-73	19-25

SWAGE/PANEL CODE		
± .08	S	P
1.9	A	.8
2.7	B	1.6
3.4	C	2.4
4.2	D	3.2

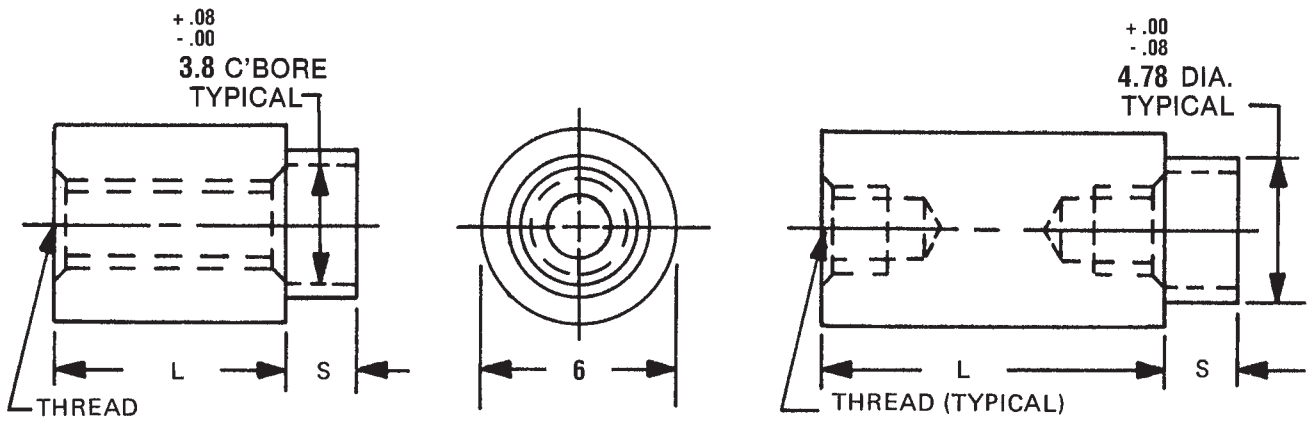
LENGTH	PART NO.
3	M1500
4	M1501
5	M1502
6	M1503
7	M1504
8	M1505
9	M1506
10	M1507
11	M1508
12	M1509
13	M1510
14	M1511

LENGTH	PART NO.
15	M1512
16	M1513
17	M1514
18	M1515
19	M1516
20	M1517
21	M1518
22	M1519
23	M1520
24	M1521
25	M1522

THREAD	CODE
M2.5x0.45	2545
M3x0.5	3005

MATERIAL	CODE	RoHS
Aluminum	AL	YES
Brass	B	YES
Stainless Steel	SS	YES
Steel	S	YES

6mm ROUND SWAGE STANDOFFS



L = STANDOFF LENGTH

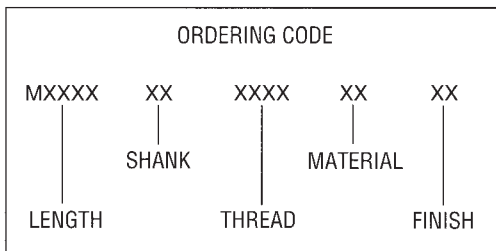
S = SHANK LENGTH

P = BOARD THICKNESS

See page iv for installation information

See page 7M for thread depth chart
See page 6M for finish codes
For non-standard parts contact Sales Office

SWAGE TOOLING		
PUNCH	ANVIL	LENGTH
P4	AR-74	3-5
	AR-75	6-12
	AR-76	13-18
	AR-77	19-25



SWAGE/PANEL CODE		
± .08	S	P
1.9	A	.8
2.7	B	1.6
3.4	C	2.4
4.2	D	3.2

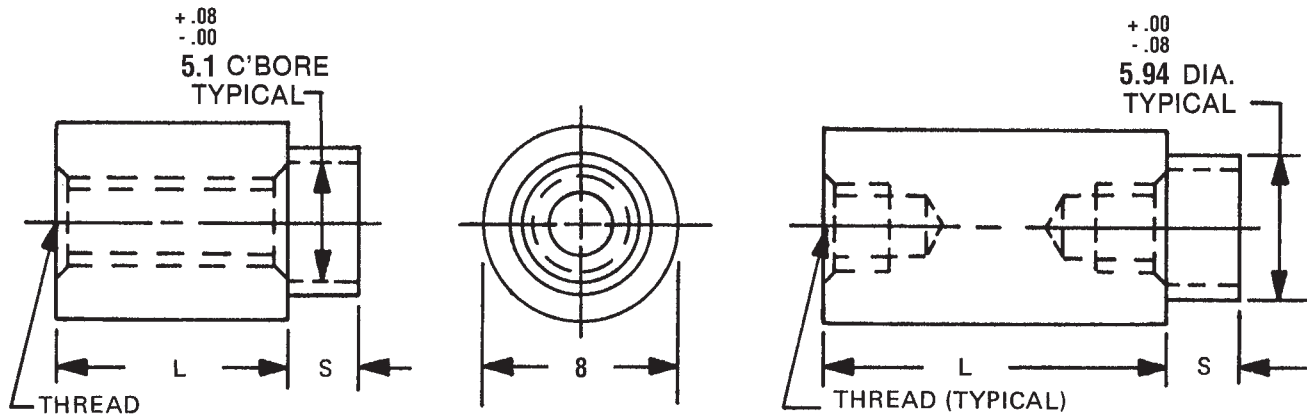
LENGTH	PART NO.
3	M1535
4	M1536
5	M1537
6	M1538
7	M1539
8	M1540
9	M1541
10	M1542
11	M1543
12	M1544
13	M1545
14	M1546

LENGTH	PART NO.
15	M1547
16	M1548
17	M1549
18	M1550
19	M1551
20	M1552
21	M1553
22	M1554
23	M1555
24	M1556
25	M1557

THREAD	CODE
M3x0.5	3005
M3.5x0.6	3506

MATERIAL	CODE	RoHS
Aluminum	AL	YES
Brass	B	YES
Stainless Steel	SS	YES
Steel	S	YES

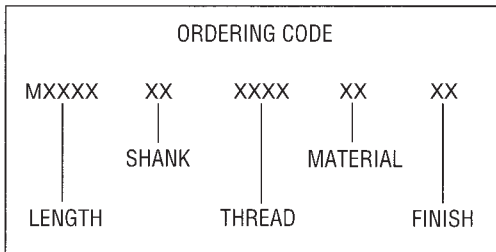
8mm ROUND SWAGE STANDOFFS



L = STANDOFF LENGTH
 S = SHANK LENGTH
 P = BOARD THICKNESS

See page iv for installation information

See page 7M for thread depth chart
 See page 6M for finish codes
 For non-standard parts contact Sales Office



SWAGE TOOLING		
PUNCH	ANVIL	LENGTH
P5	AR-78	3-5
	AR-79	6-12
	AR-80	13-18
	AR-81	19-25

SWAGE/PANEL CODE		
± .08	S	P
1.9	A	.8
2.7	B	1.6
3.4	C	2.4
4.2	D	3.2

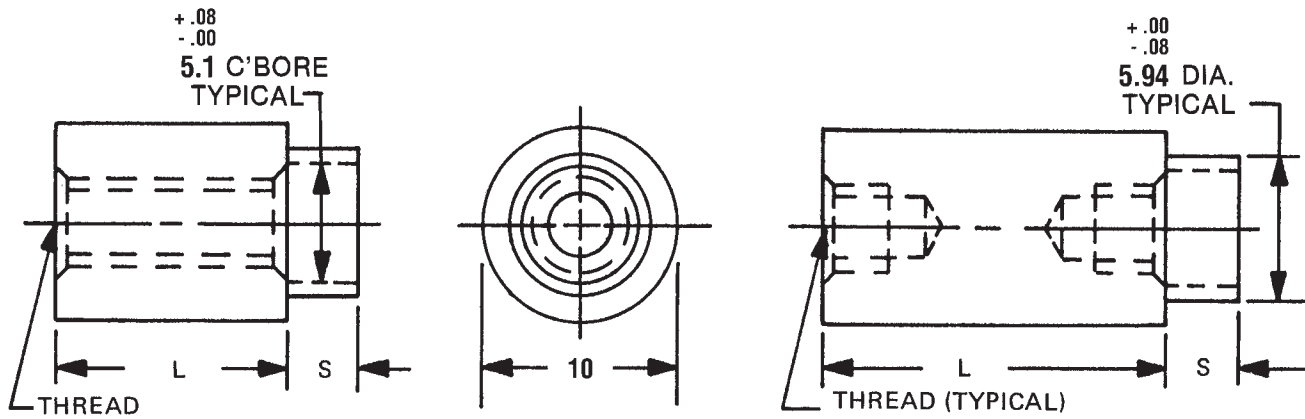
LENGTH	PART NO.
3	M1570
4	M1571
5	M1572
6	M1573
7	M1574
8	M1575
9	M1576
10	M1577
11	M1578
12	M1579
13	M1580
14	M1581

LENGTH	PART NO.
15	M1582
16	M1583
17	M1584
18	M1585
19	M1586
20	M1587
21	M1588
22	M1589
23	M1590
24	M1591
25	M1592

THREAD	CODE
M3.5x0.6	3506
M4x0.7	4007

MATERIAL	CODE	RoHS
Aluminum	AL	YES
Brass	B	YES
Stainless Steel	SS	YES
Steel	S	YES

10mm ROUND SWAGE STANDOFFS



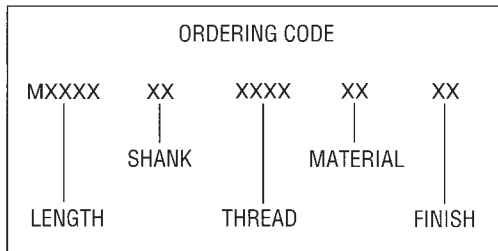
L = STANDOFF LENGTH

S = SHANK LENGTH

P = BOARD THICKNESS

See page iv for installation information

See page 7M for thread depth chart
See page 6M for finish codes
For non-standard parts contact Sales Office



SWAGE TOOLING		
PUNCH	ANVIL	LENGTH
P5	AR-82	3-5
	AR-83	6-12
	AR-84	13-18
	AR-85	19-25

SWAGE/PANEL CODE		
± .08	S	P
1.9	A	.8
2.7	B	1.6
3.4	C	2.4
4.2	D	3.2

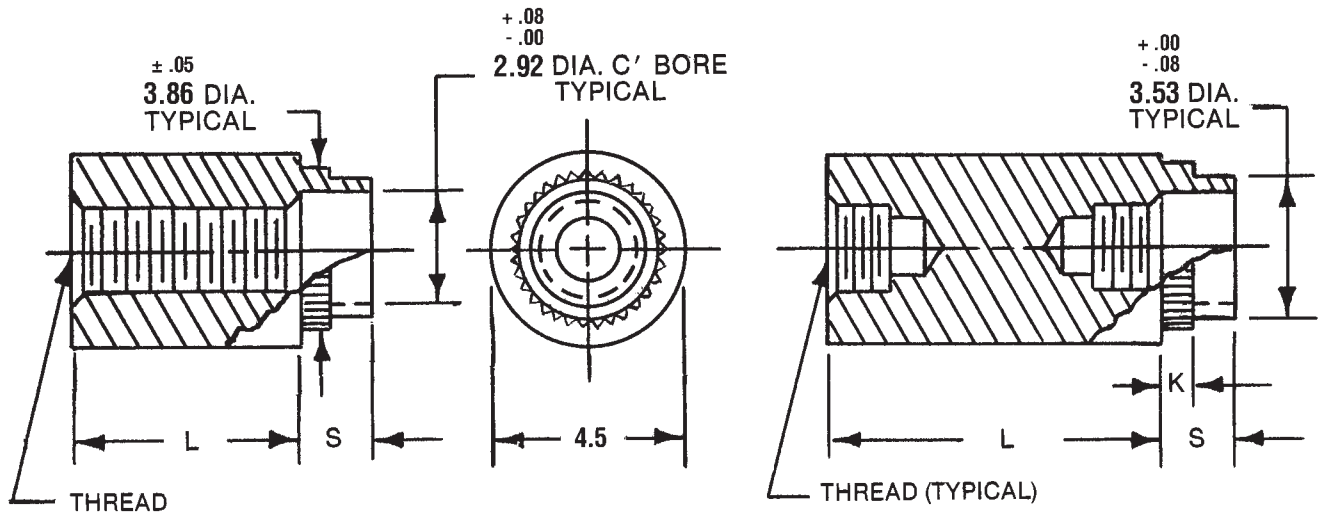
LENGTH	PART NO.
3	M1605
4	M1606
5	M1607
6	M1608
7	M1609
8	M1610
9	M1611
10	M1612
11	M1613
12	M1614
13	M1615
14	M1616

LENGTH	PART NO.
15	M1617
16	M1618
17	M1619
18	M1620
19	M1621
20	M1622
21	M1623
22	M1624
23	M1625
24	M1626
25	M1627

THREAD	CODE
M3.5x0.6	3506
M4x0.7	4007
M5x0.8	5008

MATERIAL	CODE	RoHS
Aluminum	AL	YES
Brass	B	YES
Stainless Steel	SS	YES
Steel	S	YES

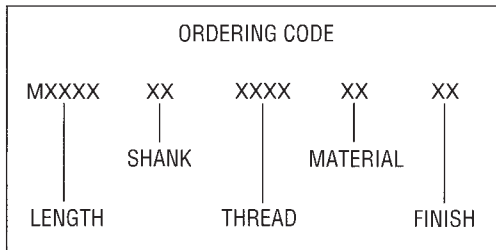
4.5mm ROUND PARTIAL KNURLED SWAGE STANDOFFS



See page iv for
installation information

L = STANDOFF LENGTH
S = SHANK LENGTH
P = BOARD THICKNESS

See page 7M for thread depth chart
See page 6M for finish codes
For non-standard parts contact Sales Office



SWAGE TOOLING		
PUNCH	ANVIL	LENGTH
P3	AR-70	3-5
	AR-71	6-12
	AR-72	13-18
	AR-73	19-25

SWAGE/PANEL CODE			
± .08	S	P	K
1.9	A	.8	.8
2.7	B	1.6	1.6
3.4	C	2.4	2.4
4.2	D	3.2	3.2

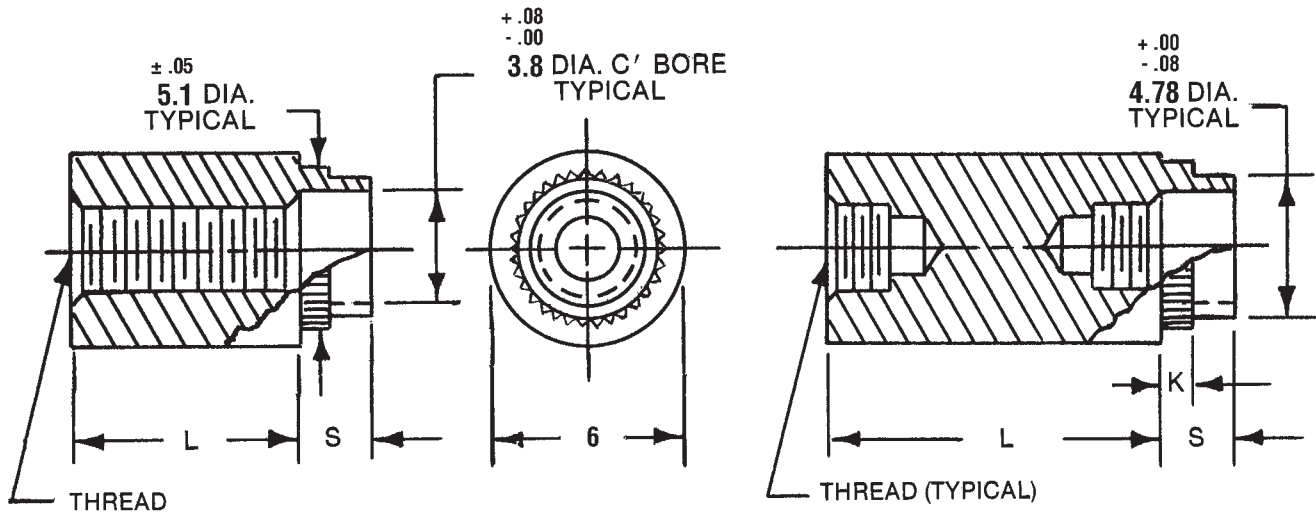
LENGTH	PART NO.
3	M1650
4	M1651
5	M1652
6	M1653
7	M1654
8	M1655
9	M1656
10	M1657
11	M1658
12	M1659
13	M1660
14	M1661

LENGTH	PART NO.
15	M1662
16	M1663
17	M1664
18	M1665
19	M1666
20	M1667
21	M1668
22	M1669
23	M1670
24	M1671
25	M1672

THREAD	CODE
M2.5x0.45	2545
M3x0.5	3005

MATERIAL	CODE	RoHS
Aluminum	AL	YES
Brass	B	YES
Stainless Steel	SS	YES
Steel	S	YES

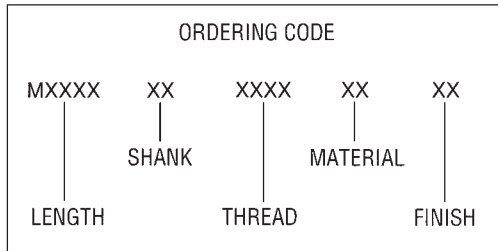
6mm ROUND PARTIAL KNURLED SWAGE STANDOFFS



See page iv for installation information

L = STANDOFF LENGTH
 S = SHANK LENGTH
 P = BOARD THICKNESS

See page 7M for thread depth chart
 See page 6M for finish codes
 For non-standard parts contact Sales Office



SWAGE TOOLING		
PUNCH	ANVIL	LENGTH
P4	AR-74	3-5
	AR-75	6-12
	AR-76	13-18
	AR-77	19-25

SWAGE/PANEL CODE			
± .08	S	P	K
1.9	A	.8	.8
2.7	B	1.6	1.6
3.4	C	2.4	2.4
4.2	D	3.2	3.2

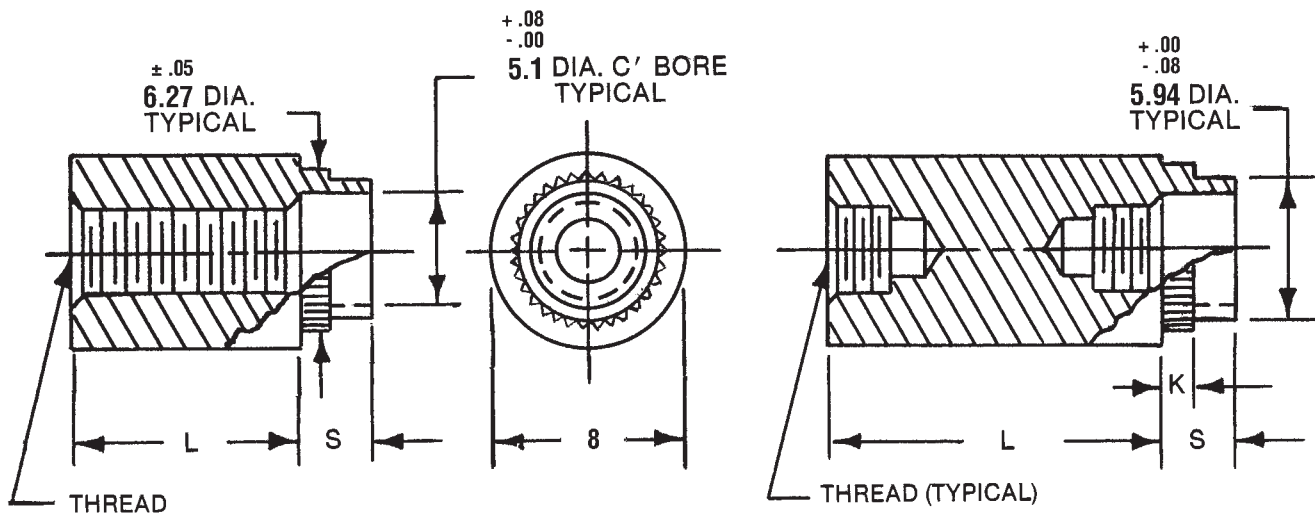
LENGTH	PART NO.
3	M1685
4	M1686
5	M1687
6	M1688
7	M1689
8	M1690
9	M1691
10	M1692
11	M1693
12	M1694
13	M1695
14	M1696

LENGTH	PART NO.
15	M1697
16	M1698
17	M1699
18	M1700
19	M1701
20	M1702
21	M1703
22	M1704
23	M1705
24	M1706
25	M1707

THREAD	CODE
M3x0.5	3005
M3.5x0.6	3506

MATERIAL	CODE	RoHS
Aluminum	AL	YES
Brass	B	YES
Stainless Steel	SS	YES
Steel	S	YES

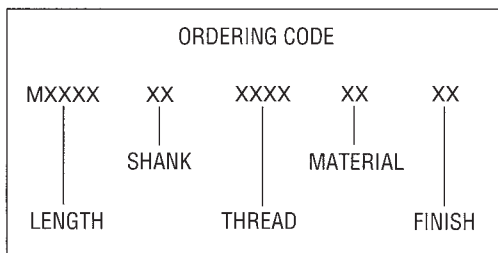
8mm ROUND PARTIAL KNURLED SWAGE STANDOFFS



L = STANDOFF LENGTH
 S = SHANK LENGTH
 P = BOARD THICKNESS

See page iv for installation information

See page 7M for thread depth chart
 See page 6M for finish codes
 For non-standard parts contact Sales Office



SWAGE TOOLING		
PUNCH	ANVIL	LENGTH
P5	AR-78	3-5
	AR-79	6-12
	AR-80	13-18
	AR-81	19-25

SWAGE/PANEL CODE			
± .08	S	P	K
1.9	A	.8	.8
2.7	B	1.6	1.6
3.4	C	2.4	2.4
4.2	D	3.2	3.2

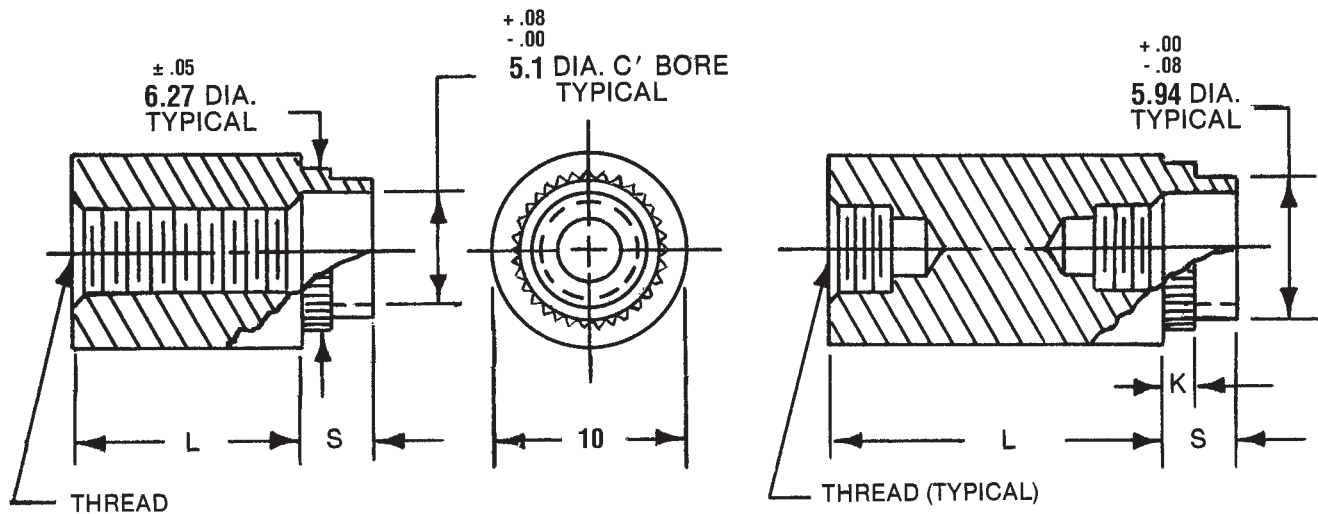
LENGTH	PART NO.
3	M1720
4	M1721
5	M1722
6	M1723
7	M1724
8	M1725
9	M1726
10	M1727
11	M1728
12	M1729
13	M1730
14	M1731

LENGTH	PART NO.
15	M1732
16	M1733
17	M1734
18	M1735
19	M1736
20	M1737
21	M1738
22	M1739
23	M1740
24	M1741
25	M1742

THREAD	CODE
M3.5x0.6	3506
M4x0.7	4007

MATERIAL	CODE	RoHS
Aluminum	AL	YES
Brass	B	YES
Stainless Steel	SS	YES
Steel	S	YES

10mm ROUND PARTIAL KNURLED SWAGE STANDOFFS

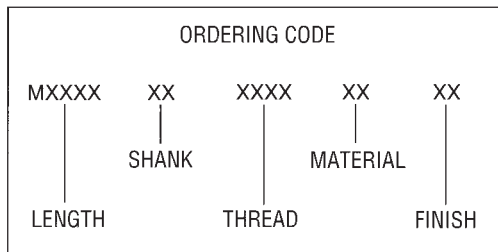


L = STANDOFF LENGTH
 S = SHANK LENGTH
 P = BOARD THICKNESS

See page iv for installation information

See page 7M for thread depth chart
 See page 6M for finish codes
 For non-standard parts contact Sales Office

SWAGE TOOLING		
PUNCH	ANVIL	LENGTH
P5	AR-82	3-5
	AR-83	6-12
	AR-84	13-18
	AR-85	19-25



SWAGE/PANEL CODE			
±.08	S	P	K
1.9	A	.8	.8
2.7	B	1.6	1.6
3.4	C	2.4	2.4
4.2	D	3.2	3.2

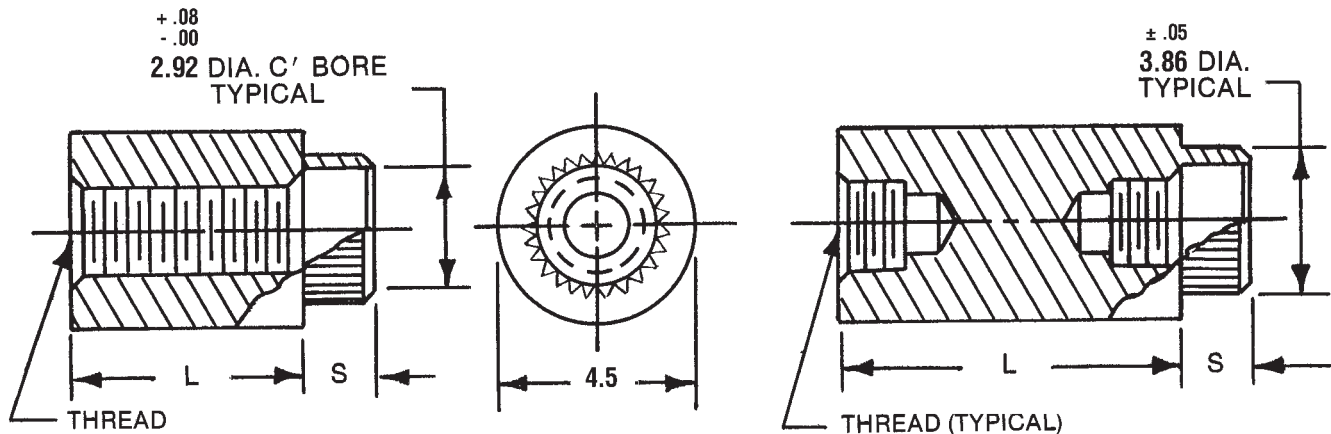
LENGTH	PART NO.
3	M1755
4	M1756
5	M1757
6	M1758
7	M1759
8	M1760
9	M1761
10	M1762
11	M1763
12	M1764
13	M1765
14	M1766

LENGTH	PART NO.
15	M1767
16	M1768
17	M1769
18	M1770
19	M1771
20	M1772
21	M1773
22	M1774
23	M1775
24	M1776
25	M1777

THREAD	CODE
M3.5x0.6	3506
M4x0.7	4007
M5x0.8	5008

MATERIAL	CODE	RoHS
Aluminum	AL	YES
Brass	B	YES
Stainless Steel	SS	YES
Steel	S	YES

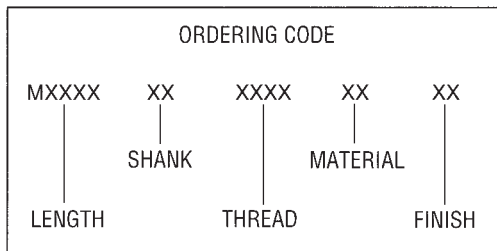
4.5mm ROUND FULL KNURLED SWAGE STANDOFFS



See page iv for installation information

L = STANDOFF LENGTH
 S = SHANK LENGTH
 P = BOARD THICKNESS

See page 7M for thread depth chart
 See page 6M for finish codes
 For non-standard parts contact Sales Office



SWAGE/PANEL CODE		
± .08	S	P
1.9	A	.8
2.7	B	1.6
3.4	C	2.4
4.2	D	3.2

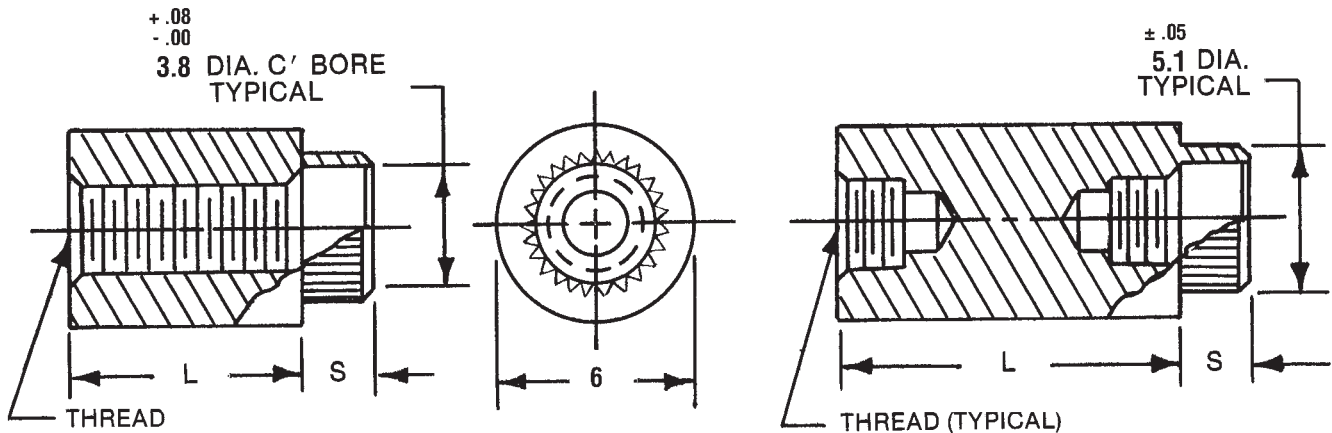
LENGTH	PART NO.
3	M1800
4	M1801
5	M1802
6	M1803
7	M1804
8	M1805
9	M1806
10	M1807
11	M1808
12	M1809
13	M1810
14	M1811

LENGTH	PART NO.
15	M1812
16	M1813
17	M1814
18	M1815
19	M1816
20	M1817
21	M1818
22	M1819
23	M1820
24	M1821
25	M1822

THREAD	CODE
M2.5x0.45	2545
M3x0.5	3005

MATERIAL	CODE	RoHS
Aluminum	AL	YES
Brass	B	YES
Stainless Steel	SS	YES
Steel	S	YES

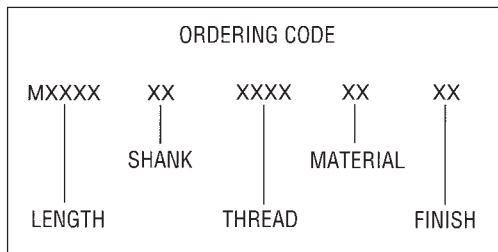
6mm ROUND FULL KNURLED SWAGE STANDOFFS



See page iv for installation information

L = STANDOFF LENGTH
S = SHANK LENGTH
P = BOARD THICKNESS

See page 7M for thread depth chart
See page 6M for finish codes
For non-standard parts contact Sales Office



SWAGE/PANEL CODE		
± .08	S	P
1.9	A	.8
2.7	B	1.6
3.4	C	2.4
4.2	D	3.2

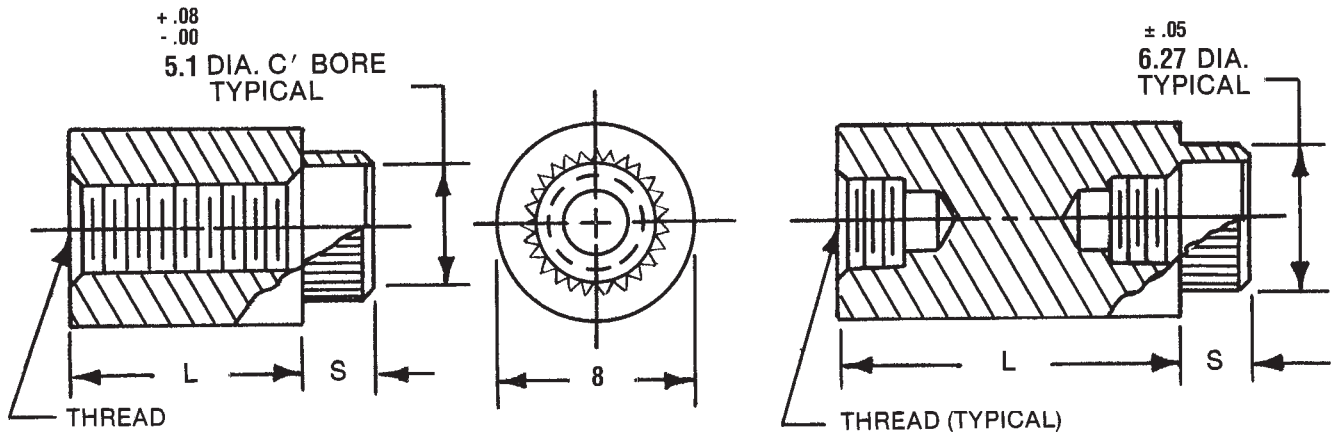
LENGTH	PART NO.
3	M1835
4	M1836
5	M1837
6	M1838
7	M1839
8	M1840
9	M1841
10	M1842
11	M1843
12	M1844
13	M1845
14	M1846

LENGTH	PART NO.
15	M1847
16	M1848
17	M1849
18	M1850
19	M1851
20	M1852
21	M1853
22	M1854
23	M1855
24	M1856
25	M1857

THREAD	CODE
M3x0.5	3005
M3.5x0.6	3506

MATERIAL	CODE	RoHS
Aluminum	AL	YES
Brass	B	YES
Stainless Steel	SS	YES
Steel	S	YES

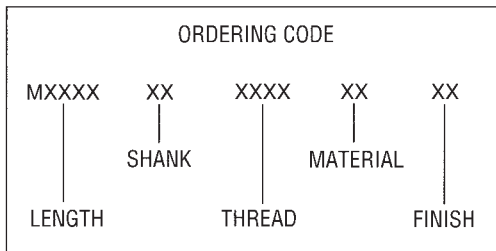
8mm ROUND FULL KNURLED SWAGE STANDOFFS



See page iv for installation information

L = STANDOFF LENGTH
S = SHANK LENGTH
P = BOARD THICKNESS

See page 7M for thread depth chart
See page 6M for finish codes
For non-standard parts contact Sales Office



SWAGE/PANEL CODE		
± .08	S	P
1.9	A	.8
2.7	B	1.6
3.4	C	2.4
4.2	D	3.2

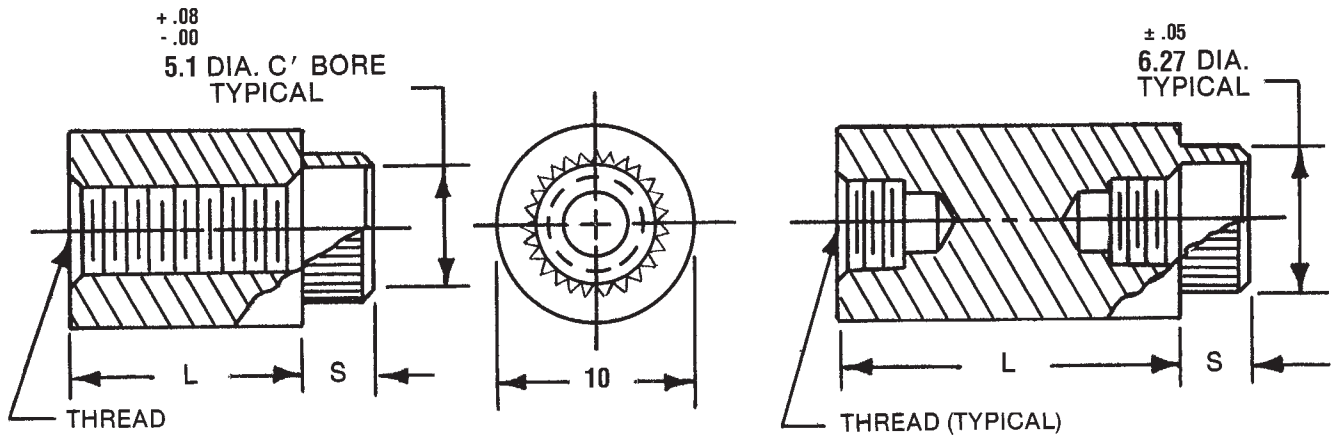
LENGTH	PART NO.
3	M1870
4	M1871
5	M1872
6	M1873
7	M1874
8	M1875
9	M1876
10	M1877
11	M1878
12	M1879
13	M1880
14	M1881

LENGTH	PART NO.
15	M1882
16	M1883
17	M1884
18	M1885
19	M1886
20	M1887
21	M1888
22	M1889
23	M1890
24	M1891
25	M1892

THREAD	CODE
M3.5x0.6	3506
M4x0.7	4007

MATERIAL	CODE	RoHS
Aluminum	AL	YES
Brass	B	YES
Stainless Steel	SS	YES
Steel	S	YES

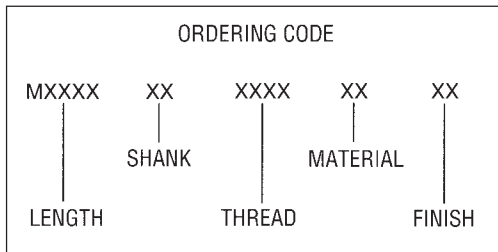
10mm ROUND FULL KNURLED SWAGE STANDOFFS



See page iv for
installation information

L = STANDOFF LENGTH
S = SHANK LENGTH
P = BOARD THICKNESS

See page 7M for thread depth chart
See page 6M for finish codes
For non-standard parts contact Sales Office



SWAGE/PANEL CODE		
± .08	S	P
1.9	A	.8
2.7	B	1.6
3.4	C	2.4
4.2	D	3.2

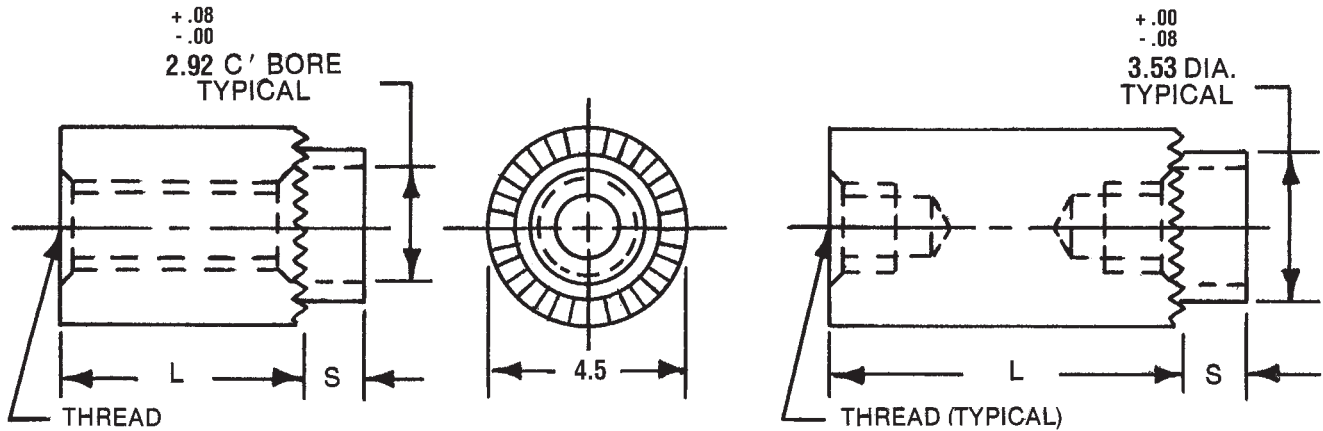
LENGTH	PART NO.
3	M1905
4	M1906
5	M1907
6	M1908
7	M1909
8	M1910
9	M1911
10	M1912
11	M1913
12	M1914
13	M1915
14	M1916

LENGTH	PART NO.
15	M1917
16	M1918
17	M1919
18	M1920
19	M1921
20	M1922
21	M1923
22	M1924
23	M1925
24	M1926
25	M1927

THREAD	CODE
M3.5x0.6	3506
M4x0.7	4007
M5x0.8	5008

MATERIAL	CODE	RoHS
Aluminum	AL	YES
Brass	B	YES
Stainless Steel	SS	YES
Steel	S	YES

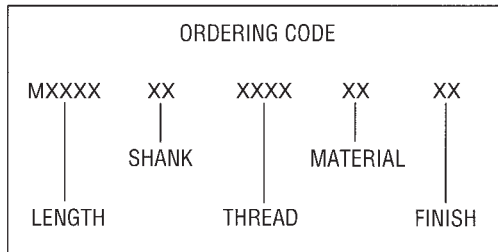
4.5mm ROUND KNURLED FRONT FACE SWAGE STANDOFFS



See page iv for installation information

L = STANDOFF LENGTH
S = SHANK LENGTH
P = BOARD THICKNESS

See page 7M for thread depth chart
See page 6M for finish codes
For non-standard parts contact Sales Office



SWAGE TOOLING		
PUNCH	ANVIL	LENGTH
P3	AR-70	3-5
	AR-71	6-12
	AR-72	13-18
	AR-73	19-25

SWAGE/PANEL CODE		
± .08	S	P
1.9	A	.8
2.7	B	1.6
3.4	C	2.4
4.2	D	3.2

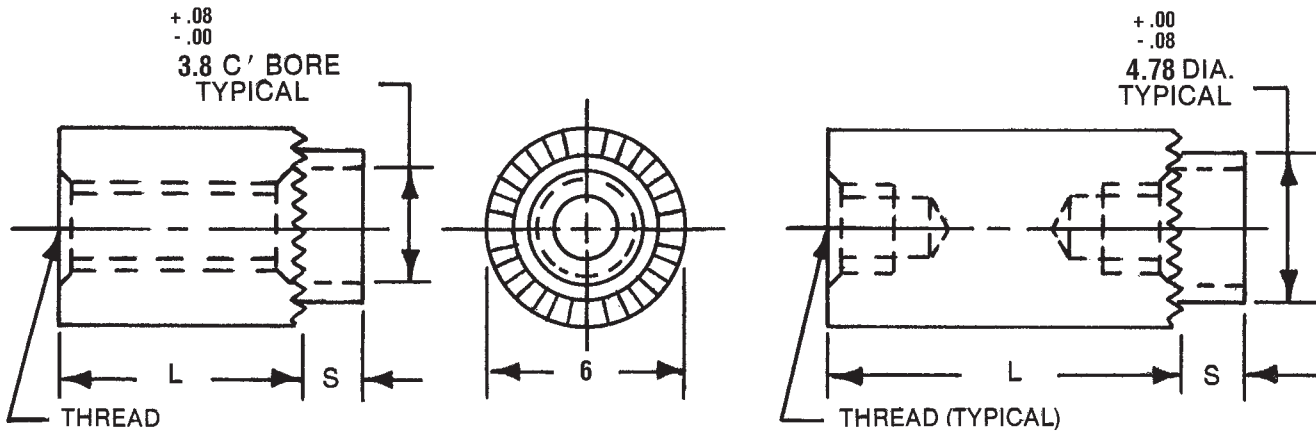
LENGTH	PART NO.
3	M1940
4	M1941
5	M1942
6	M1943
7	M1944
8	M1945
9	M1946
10	M1947
11	M1948
12	M1949
13	M1950
14	M1951

LENGTH	PART NO.
15	M1952
16	M1953
17	M1954
18	M1955
19	M1956
20	M1957
21	M1958
22	M1959
23	M1960
24	M1961
25	M1962

THREAD	CODE
M2.5x0.45	2545
M3x0.5	3005

MATERIAL	CODE	RoHS
Aluminum	AL	YES
Brass	B	YES
Stainless Steel	SS	YES
Steel	S	YES

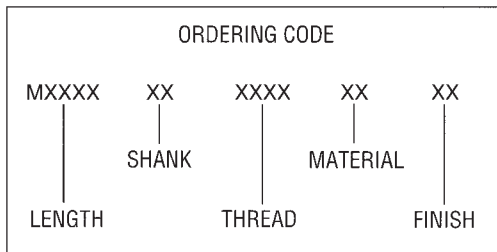
6mm ROUND KNURLED FRONT FACE SWAGE STANDOFFS



See page iv for installation information

L = STANDOFF LENGTH
S = SHANK LENGTH
P = BOARD THICKNESS

See page 7M for thread depth chart
See page 6M for finish codes
For non-standard parts contact Sales Office



SWAGE TOOLING		
PUNCH	ANVIL	LENGTH
P4	AR-74	3-5
	AR-75	6-12
	AR-76	13-18
	AR-77	19-25

SWAGE/PANEL CODE		
± .08	S	P
1.9	A	.8
2.7	B	1.6
3.4	C	2.4
4.2	D	3.2

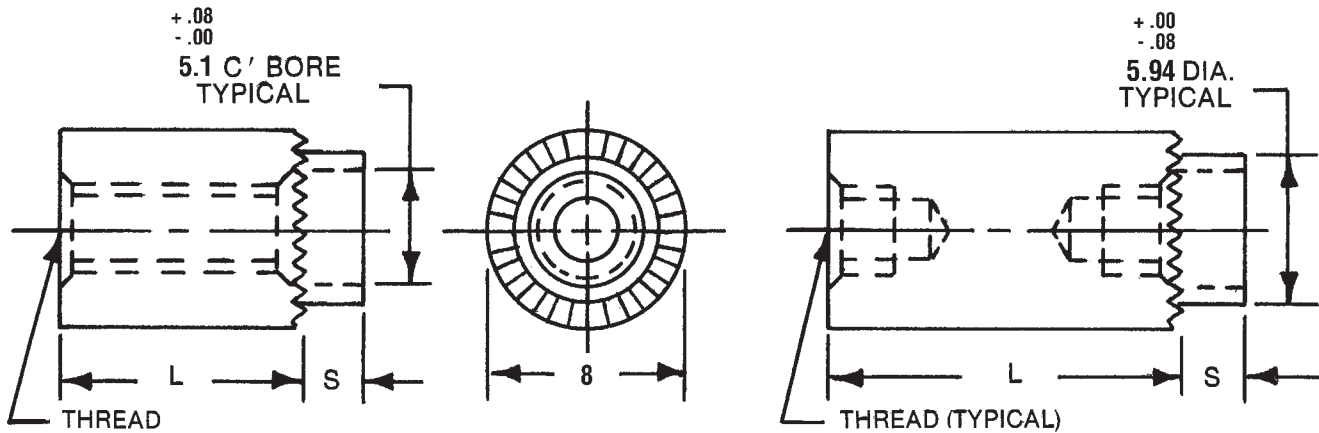
LENGTH	PART NO.
3	M1975
4	M1976
5	M1977
6	M1978
7	M1979
8	M1980
9	M1981
10	M1982
11	M1983
12	M1984
13	M1985
14	M1986

LENGTH	PART NO.
15	M1987
16	M1988
17	M1989
18	M1990
19	M1991
20	M1992
21	M1993
22	M1994
23	M1995
24	M1996
25	M1997

THREAD	CODE
M3x0.5	3005
M3.5x0.6	3506

MATERIAL	CODE	RoHS
Aluminum	AL	YES
Brass	B	YES
Stainless Steel	SS	YES
Steel	S	YES

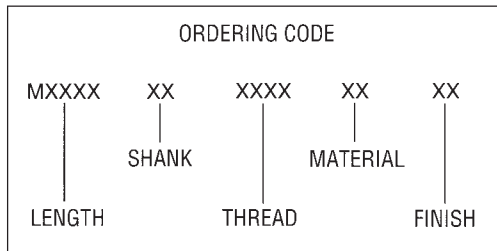
8mm ROUND KNURLED FRONT FACE SWAGE STANDOFFS



See page iv for installation information

L = STANDOFF LENGTH
S = SHANK LENGTH
P = BOARD THICKNESS

See page 7M for thread depth chart
See page 6M for finish codes
For non-standard parts contact Sales Office



SWAGE TOOLING		
PUNCH	ANVIL	LENGTH
P5	AR-78	3-5
	AR-79	6-12
	AR-80	13-18
	AR-81	19-25

SWAGE/PANEL CODE		
± .08	S	P
1.9	A	.8
2.7	B	1.6
3.4	C	2.4
4.2	D	3.2

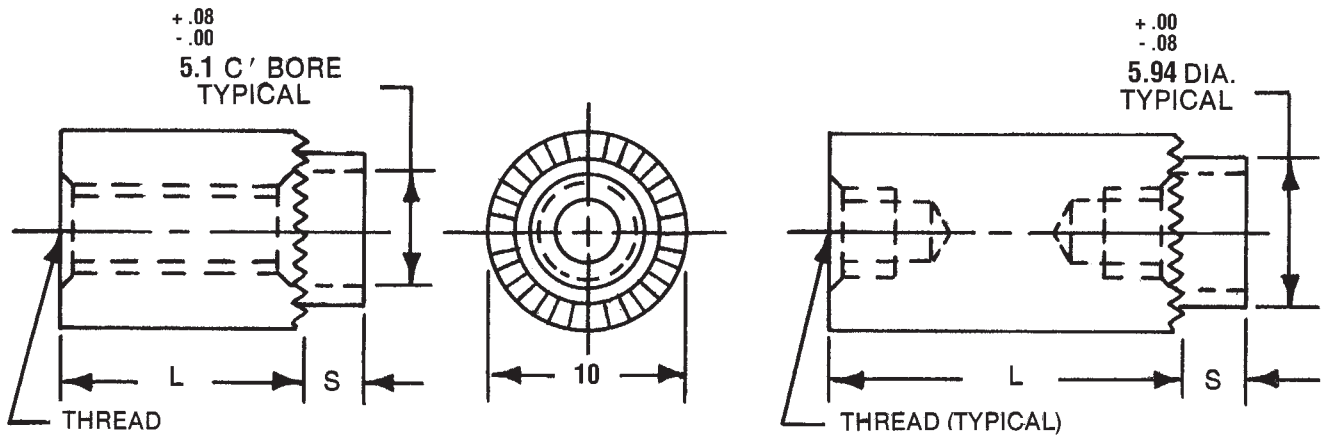
LENGTH	PART NO.
3	M2010
4	M2011
5	M2012
6	M2013
7	M2014
8	M2015
9	M2016
10	M2017
11	M2018
12	M2019
13	M2020
14	M2021

LENGTH	PART NO.
15	M2022
16	M2023
17	M2024
18	M2025
19	M2026
20	M2027
21	M2028
22	M2029
23	M2030
24	M2031
25	M2032

THREAD	CODE
M3.5x0.6	3506
M4x0.7	4007

MATERIAL	CODE	RoHS
Aluminum	AL	YES
Brass	B	YES
Stainless Steel	SS	YES
Steel	S	YES

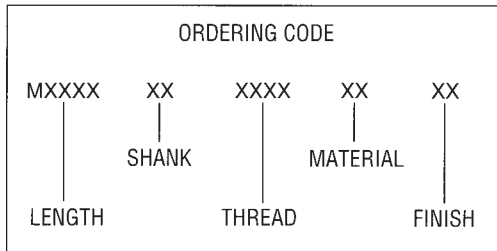
10mm ROUND KNURLED FRONT FACE SWAGE STANDOFFS



See page iv for installation information

L = STANDOFF LENGTH
S = SHANK LENGTH
P = BOARD THICKNESS

See page 7M for thread depth chart
See page 6M for finish codes
For non-standard parts contact Sales Office



SWAGE TOOLING		
PUNCH	ANVIL	LENGTH
P5	AR-82	3-5
	AR-83	6-12
	AR-84	13-18
	AR-85	19-25

SWAGE/PANEL CODE		
± .08	S	P
1.9	A	.8
2.7	B	1.6
3.4	C	2.4
4.2	D	3.2

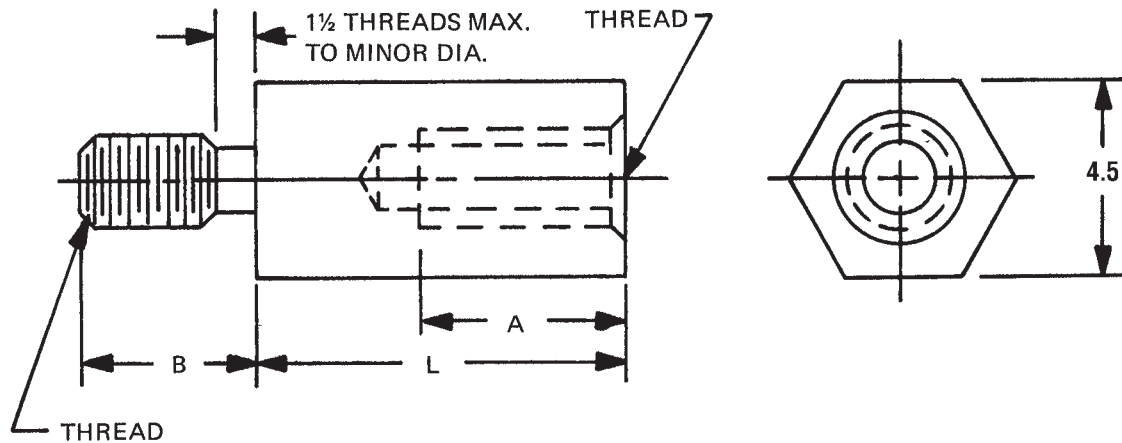
LENGTH	PART NO.
3	M2050
4	M2051
5	M2052
6	M2053
7	M2054
8	M2055
9	M2056
10	M2057
11	M2058
12	M2059
13	M2060
14	M2061

LENGTH	PART NO.
15	M2062
16	M2063
17	M2064
18	M2065
19	M2066
20	M2067
21	M2068
22	M2069
23	M2070
24	M2071
25	M2072

THREAD	CODE
M3.5x0.6	3506
M4x0.7	4007
M5x0.8	5008

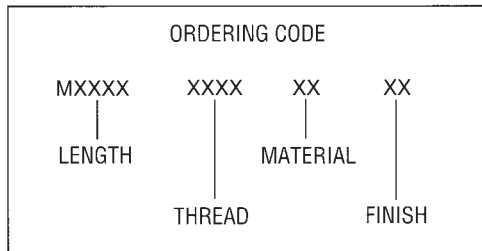
MATERIAL	CODE	RoHS
Aluminum	AL	YES
Brass	B	YES
Stainless Steel	SS	YES
Steel	S	YES

4.5mm HEX MALE-FEMALE STANDOFFS



Available with thread locking products, see page vii

See page 6M for finish codes
For non-standard parts contact Sales Office



THREAD	MINIMUM THREAD DEPTH "A"				
	BODY LENGTH "L"				
	5	6	7	8	9
M2.5x0.45	1.9	2.9	3.9		
M3x0.5	1.8	2.8	3.8	4.8	5.8

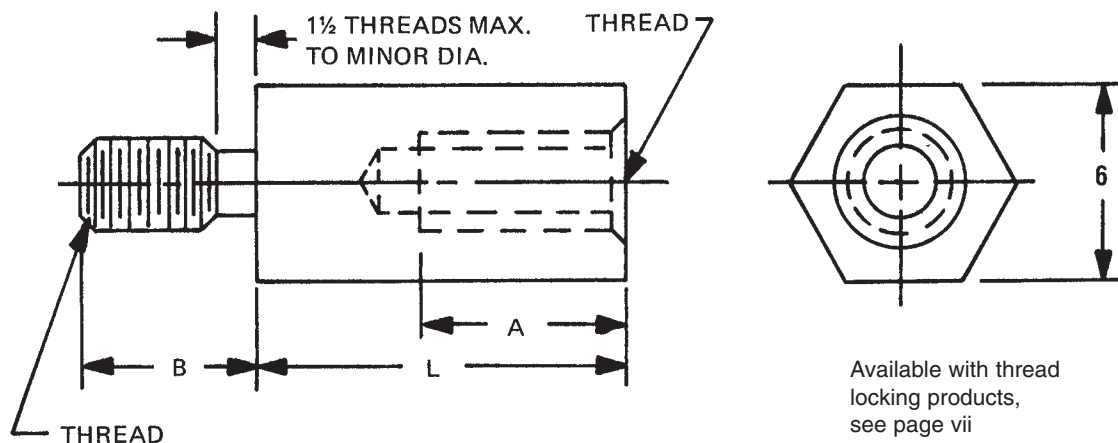
LENGTH	PART NO.
5	M2100
6	M2101
7	M2102
8	M2103
9	M2104
10	M2105
11	M2106
12	M2107
13	M2108
14	M2109
15	M2110
16	M2111
17	M2112
18	M2113
19	M2114

LENGTH	PART NO.
20	M2115
21	M2116
22	M2117
23	M2118
24	M2119
25	M2120
28	M2121
31	M2122
34	M2123
37	M2124
40	M2125
43	M2126
46	M2127
49	M2128
52	M2129

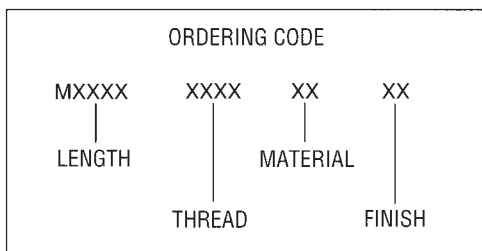
THREAD	CODE	LENGTH	
		"A"	"B"
M2.5x0.45	2545	4.8	3.97
M3x0.5	3005	6.4	4.76

MATERIAL	CODE	RoHS
Aluminum	AL	YES
Brass	B	YES
Stainless Steel	SS	YES
Steel	S	YES
Nylon	N	YES

6mm HEX MALE-FEMALE STANDOFFS



MINIMUM THREAD DEPTH "A"											
THREAD	BODY LENGTH "L"										
	5	6	7	8	9	10	11	12	13	14	15
M2.5x0.45	1.9	2.9	3.9								
M3x0.5	1.8	2.8	3.8	4.8	5.8						
M3.5x0.6		2.5	3.5	4.5	5.5	6.5	7.5	8.5	9.5		
M4x0.7		2.1	3.1	4.1	5.1	6.1	7.1	8.1	9.1	10.1	11.1



See page 6M for finish codes
For non-standard parts contact Sales Office

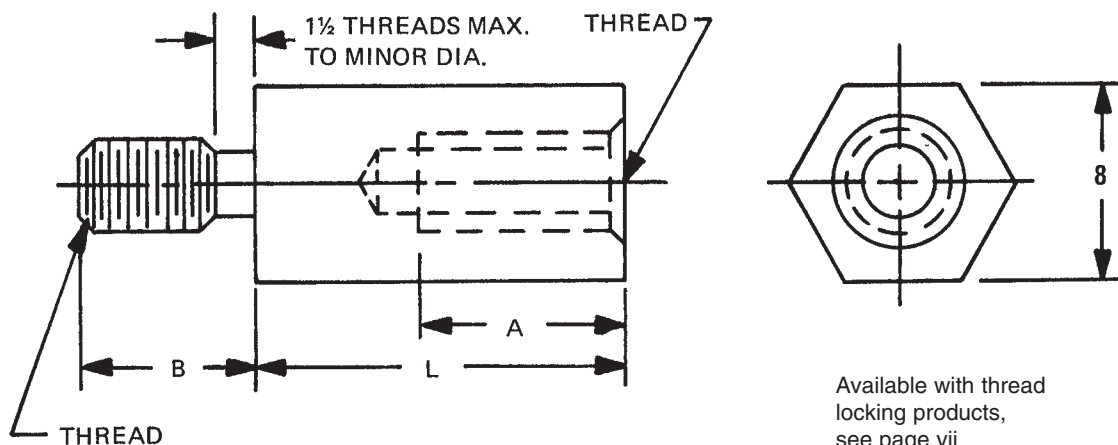
LENGTH	PART NO.
5	M2140
6	M2141
7	M2142
8	M2143
9	M2144
10	M2145
11	M2146
12	M2147
13	M2148
14	M2149
15	M2150
16	M2151
17	M2152
18	M2153
19	M2154

LENGTH	PART NO.
20	M2155
21	M2156
22	M2157
23	M2158
24	M2159
25	M2160
28	M2161
31	M2162
34	M2163
37	M2164
40	M2165
43	M2166
46	M2167
49	M2168
52	M2169

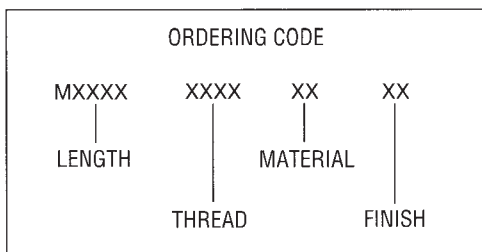
THREAD	CODE	LENGTH	
		"A"	"B"
M2.5x0.45	2545	4.8	3.97
M3x0.5	3005	6.4	4.76
M3.5x0.6	3506	9.5	6.35
M4x0.7	4007	11.1	9.53

MATERIAL	CODE	RoHS
Aluminum	AL	YES
Brass	B	YES
Stainless Steel	SS	YES
Steel	S	YES
Nylon	N	YES

8mm HEX MALE-FEMALE STANDOFFS



MINIMUM THREAD DEPTH "A"													
THREAD	BODY LENGTH "L"												
	5	6	7	8	9	10	11	12	13	14	15	16	17
M3x0.5	1.8	2.8	3.8	4.8	5.8								
M3.5x0.6	1.5	2.5	3.5	4.5	5.5	6.5	7.5	8.5	9.5				
M4x0.7	1.1	2.1	3.1	4.1	5.1	6.1	7.1	8.1	9.1	10.1	11.0		
M5x0.8	.6	1.6	2.6	3.6	4.6	5.6	6.6	7.6	8.6	9.6	10.6	11.6	12.6



See page 6M for finish codes
For non-standard parts contact Sales Office

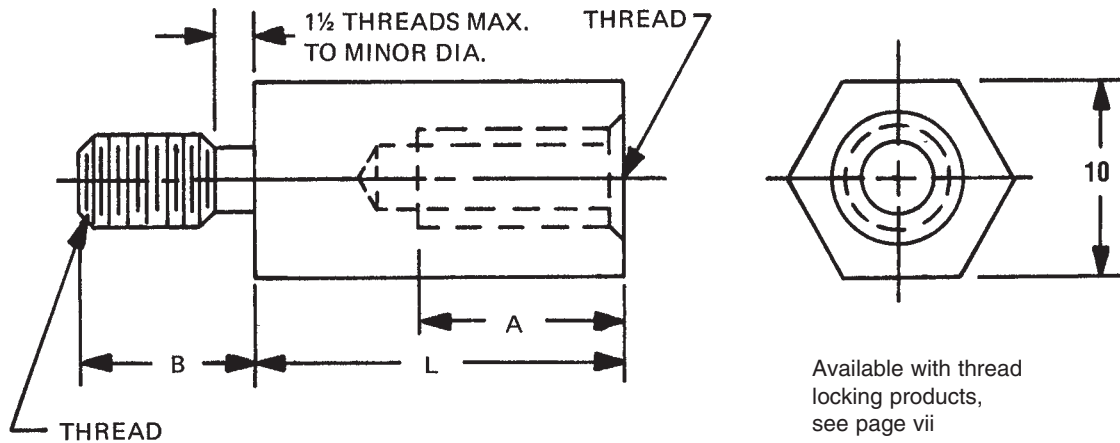
LENGTH	PART NO.
5	M2180
6	M2181
7	M2182
8	M2183
9	M2184
10	M2185
11	M2186
12	M2187
13	M2188
14	M2189
15	M2190
16	M2191
17	M2192
18	M2193
19	M2194

LENGTH	PART NO.
20	M2195
21	M2196
22	M2197
23	M2198
24	M2199
25	M2200
28	M2201
31	M2202
34	M2203
37	M2204
40	M2205
43	M2206
46	M2207
49	M2208
52	M2209

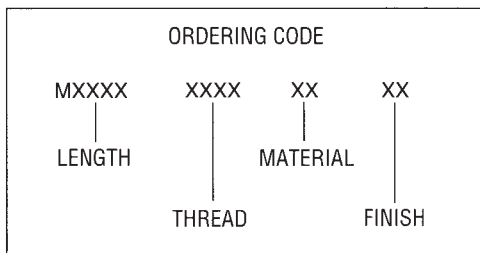
THREAD	CODE	LENGTH	
		"A"	"B"
M3x0.5	3005	6.4	4.76
M3.5x0.6	3506	9.5	6.35
M4x0.7	4007	11.1	9.53
M5x0.8	5008	12.7	9.53

MATERIAL	CODE	RoHS
Aluminum	AL	YES
Brass	B	YES
Stainless Steel	SS	YES
Steel	S	YES
Nylon	N	YES

10mm HEX MALE-FEMALE STANDOFFS



MINIMUM THREAD DEPTH "A"													
THREAD	BODY LENGTH "L"												
	5	6	7	8	9	10	11	12	13	14	15	16	17
M3x0.5	1.8	2.8	3.8	4.8	5.8								
M3.5x0.6	1.5	2.5	3.5	4.5	5.5	6.5	7.5	8.5	9.5				
M4x0.7	1.1	2.1	3.1	4.1	5.1	6.1	7.1	8.1	9.1	10.1	11.0		
M5x0.8	.6	1.6	2.6	3.6	4.6	5.6	6.6	7.6	8.6	9.6	10.6	11.6	12.6



See page 6M for finish codes
For non-standard parts contact Sales Office

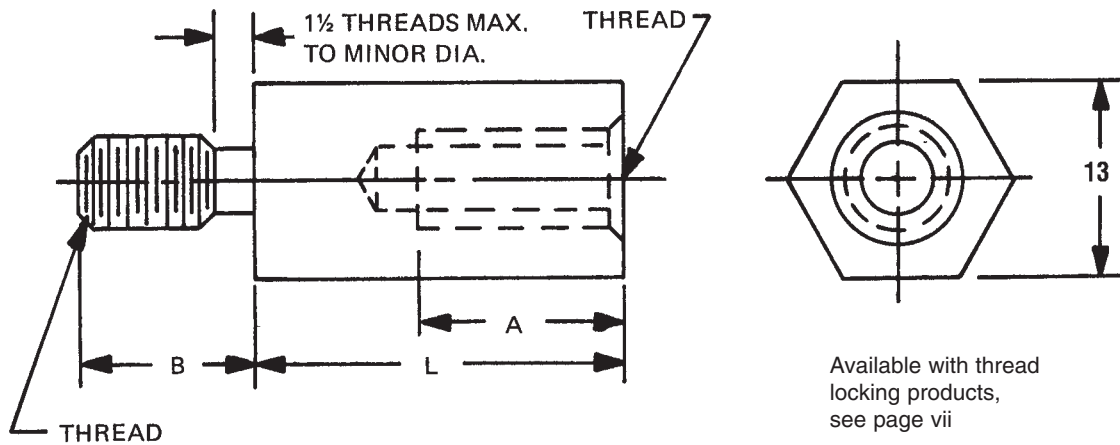
LENGTH	PART NO.
5	M2220
6	M2221
7	M2222
8	M2223
9	M2224
10	M2225
11	M2226
12	M2227
13	M2228
14	M2229
15	M2230
16	M2231
17	M2232
18	M2233
19	M2234

LENGTH	PART NO.
20	M2235
21	M2236
22	M2237
23	M2238
24	M2239
25	M2240
28	M2241
31	M2242
34	M2243
37	M2244
40	M2245
43	M2246
46	M2247
49	M2248
52	M2249

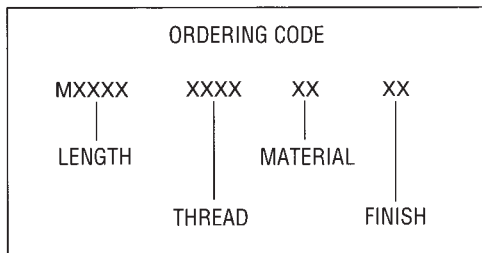
THREAD	CODE	LENGTH	
		"A"	"B"
M3x0.5	3005	6.4	4.76
M3.5x0.6	3506	9.5	6.35
M4x0.7	4007	11.1	9.53
M5x0.8	5008	12.7	9.53

MATERIAL	CODE	RoHS
Aluminum	AL	YES
Brass	B	YES
Stainless Steel	SS	YES
Steel	S	YES
Nylon	N	YES

13mm HEX MALE-FEMALE STANDOFFS



MINIMUM THREAD DEPTH "A"																
THREAD	BODY LENGTH "L"															
	5	6	7	8	9	10	11	12	13	14	15	16	17	18	19	20
M5x0.8	.6	1.6	2.6	3.6	4.6	5.6	6.6	7.6	8.6	9.6	10.6	11.6	12.6			
M6x1			1.2	2.2	3.2	4.2	5.2	6.2	7.2	8.2	9.2	10.2	11.2	12.2	13.2	
M8x1.25				1.5	2.5	3.5	4.5	5.5	6.5	7.5	8.5	9.5	10.5	11.5	12.5	13.5



See page 6M for finish codes
For non-standard parts contact Sales Office

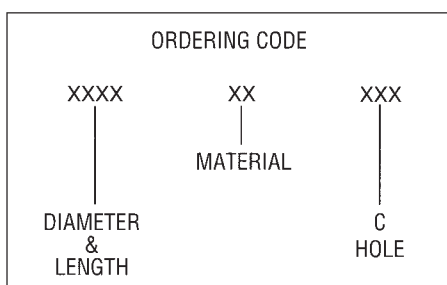
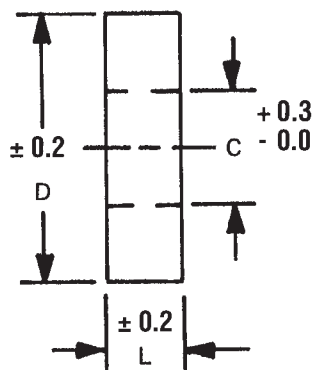
LENGTH	PART NO.
5	M2260
6	M2261
7	M2262
8	M2263
9	M2264
10	M2265
11	M2266
12	M2267
13	M2268
14	M2269
15	M2270
16	M2271
17	M2272
18	M2273
19	M2274

LENGTH	PART NO.
20	M2275
21	M2276
22	M2277
23	M2278
24	M2279
25	M2280
28	M2281
31	M2282
34	M2283
37	M2284
40	M2285
43	M2286
46	M2287
49	M2288
52	M2289

THREAD	CODE	LENGTH	
		"A"	"B"
M5x0.8	5008	12.7	9.53
M6x1	6010	15.0	12.7
M8x1.25	8012	15.0	12.7

MATERIAL	CODE	RoHS
Aluminum	AL	YES
Brass	B	YES
Stainless Steel	SS	YES
Steel	S	YES
Nylon	N	YES

FLAT WASHERS



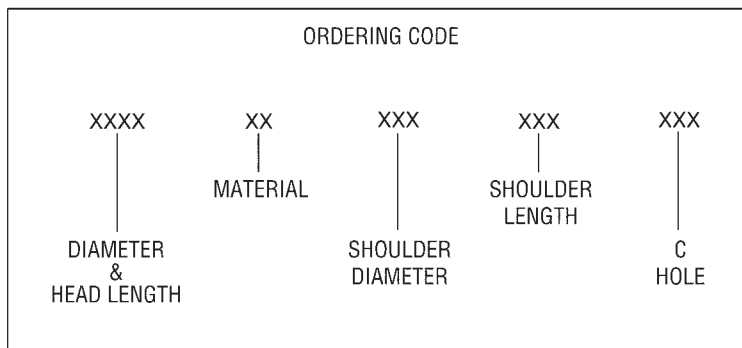
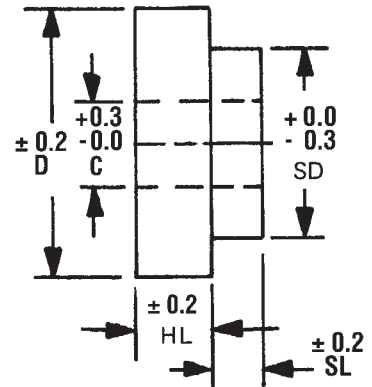
For non-standard parts contact Sales Office

MATERIAL	CODE	RoHS
Nylon	N	YES
Phenolic	PH	YES
Teflon	TE	YES

DIAMETER	LENGTH										
	0.4	0.5	0.6	0.8	1	1.2	1.3	1.6	2	2.3	3.2
4	M2600	M2616	M2632	M2648	M2670	M2692	M2714	M2736	M2758	M2780	M2802
5	M2601	M2617	M2633	M2649	M2671	M2693	M2715	M2737	M2759	M2781	M2803
6	M2602	M2618	M2634	M2650	M2672	M2694	M2716	M2738	M2760	M2782	M2804
7	M2603	M2619	M2635	M2651	M2673	M2695	M2717	M2739	M2761	M2783	M2805
8	M2604	M2620	M2636	M2652	M2674	M2696	M2718	M2740	M2762	M2784	M2806
9	M2605	M2621	M2637	M2653	M2675	M2697	M2719	M2741	M2763	M2785	M2807
10	M2606	M2622	M2638	M2654	M2676	M2698	M2720	M2742	M2764	M2786	M2808
11	M2607	M2623	M2639	M2655	M2677	M2699	M2721	M2743	M2765	M2787	M2809
12	M2608	M2624	M2640	M2656	M2678	M2700	M2722	M2744	M2766	M2788	M2810
13	M2609	M2625	M2641	M2657	M2679	M2701	M2723	M2745	M2767	M2789	M2811
14	M2610	M2626	M2642	M2658	M2680	M2702	M2724	M2746	M2768	M2790	M2812
15	M2611	M2627	M2643	M2659	M2681	M2703	M2725	M2747	M2769	M2791	M2813
16	M2612	M2628	M2644	M2660	M2682	M2704	M2726	M2748	M2770	M2792	M2814
17	M2613	M2629	M2645	M2661	M2683	M2705	M2727	M2749	M2771	M2793	M2815
18	M2614	M2630	M2646	M2662	M2684	M2706	M2728	M2750	M2772	M2794	M2816
19	M2615	M2631	M2647	M2663	M2685	M2707	M2729	M2751	M2773	M2795	M2817
22				M2664	M2686	M2708	M2730	M2752	M2774	M2796	M2818
25				M2665	M2687	M2709	M2731	M2753	M2775	M2797	M2819
28				M2666	M2688	M2710	M2732	M2754	M2776	M2798	M2820
32				M2667	M2689	M2711	M2733	M2755	M2777	M2799	M2821
35				M2668	M2690	M2712	M2734	M2756	M2778	M2800	M2822
38				M2669	M2691	M2713	M2735	M2757	M2779	M2801	M2823

SHOULDER WASHERS

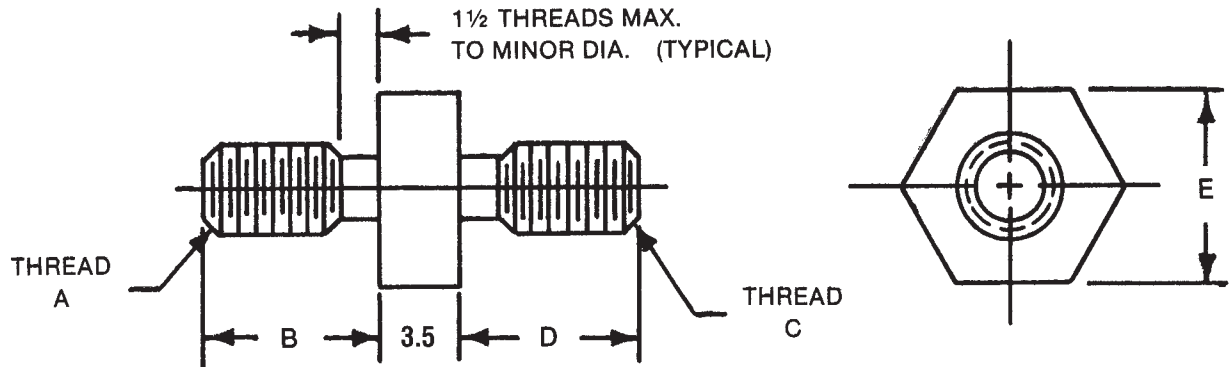
MATERIAL	CODE	RoHS
Nylon	N	YES
Phenolic	PH	YES
Teflon	TE	YES



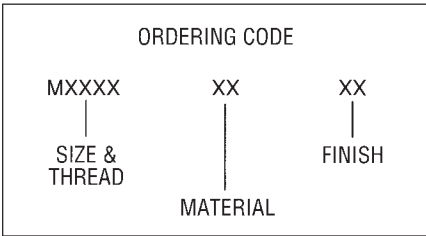
For non-standard parts contact Sales Office

DIA.	HEAD LENGTH											
	0.4	0.5	0.6	0.8	1	1.2	1.3	1.6	2	2.3	2.6	3.2
4	M2900	M2916	M2932	M2948	M2970	M2992	M3014	M3036	M3058	M3080	M3102	M3124
5	M2901	M2917	M2933	M2949	M2971	M2993	M3015	M3037	M3059	M3081	M3103	M3125
6	M2902	M2918	M2934	M2950	M2972	M2994	M3016	M3038	M3060	M3082	M3104	M3126
7	M2903	M2919	M2935	M2951	M2973	M2995	M3017	M3039	M3061	M3083	M3105	M3127
8	M2904	M2920	M2936	M2952	M2974	M2996	M3018	M3040	M3062	M3084	M3106	M3128
9	M2905	M2921	M2937	M2953	M2975	M2997	M3019	M3041	M3063	M3085	M3107	M3129
10	M2906	M2922	M2938	M2954	M2976	M2998	M3020	M3042	M3064	M3086	M3108	M3130
11	M2907	M2923	M2939	M2955	M2977	M2999	M3021	M3043	M3065	M3087	M3109	M3131
12	M2908	M2924	M2940	M2956	M2978	M3000	M3022	M3044	M3066	M3088	M3110	M3132
13	M2909	M2925	M2941	M2957	M2979	M3001	M3023	M3045	M3067	M3089	M3111	M3133
14	M2910	M2926	M2942	M2958	M2980	M3002	M3024	M3046	M3068	M3090	M3112	M3134
15	M2911	M2927	M2943	M2959	M2981	M3003	M3025	M3047	M3069	M3091	M3113	M3135
16	M2912	M2928	M2944	M2960	M2982	M3004	M3026	M3048	M3070	M3092	M3114	M3136
17	M2913	M2929	M2945	M2961	M2983	M3005	M3027	M3049	M3071	M3093	M3115	M3137
18	M2914	M2930	M2946	M2962	M2984	M3006	M3028	M3050	M3072	M3094	M3116	M3138
19	M2915	M2931	M2947	M2963	M2985	M3007	M3029	M3051	M3073	M3095	M3117	M3139
22				M2964	M2986	M3008	M3030	M3052	M3074	M3096	M3118	M3140
25				M2965	M2987	M3009	M3031	M3053	M3075	M3097	M3119	M3141
28				M2966	M2988	M3010	M3032	M3054	M3076	M3098	M3120	M3142
32				M2967	M2989	M3011	M3033	M3055	M3077	M3099	M3121	M3143
35				M2968	M2990	M3012	M3034	M3056	M3078	M3100	M3122	M3144
38				M2969	M2991	M3013	M3035	M3057	M3079	M3101	M3123	M3145

HEX MALE-MALE STANDOFFS



Available with thread locking products, see page vii

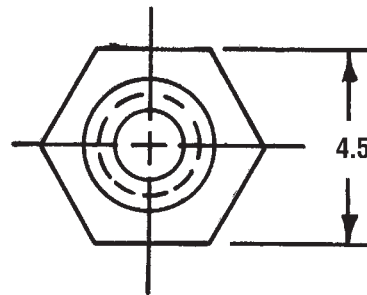
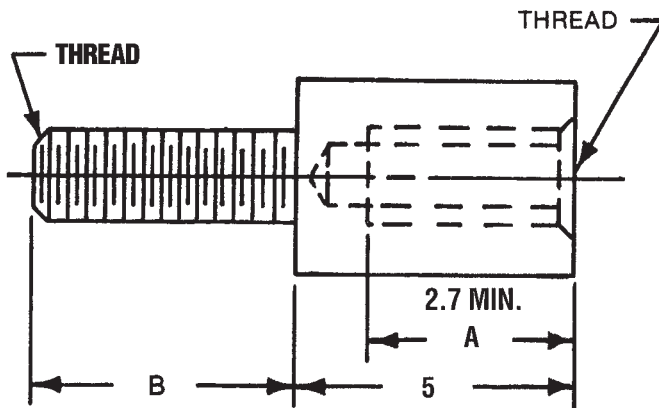


MATERIAL	CODE	RoHS
Steel	S	YES

See page 6M for finish codes
For non-standard parts contact Sales Office

PART NO.	THREAD A	LENGTH B	THREAD C	LENGTH D	HEX E
M3200	M3x0.5	5	M3x0.5	5	5
M3201	M3x0.5	5	M3.5x0.6	6.5	5
M3202	M3.5x0.6	6.5	M3.5x0.6	6.5	5
M3203	M3.5x0.6	6.5	M4x0.7	8.5	5
M3204	M4x0.7	9.5	M4x0.7	8.5	5
M3205	M4x0.7	9.5	M5x0.8	9.5	5
M3206	M5x0.8	9.5	M5x0.8	9.5	5
M3207	M4x0.7	9.5	M4x0.7	9.5	8
M3208	M4x0.7	9.5	M5x0.8	9.5	8
M3209	M5x0.8	9.5	M5x0.8	9.5	8

4.5mm HEX JACK SCREWS



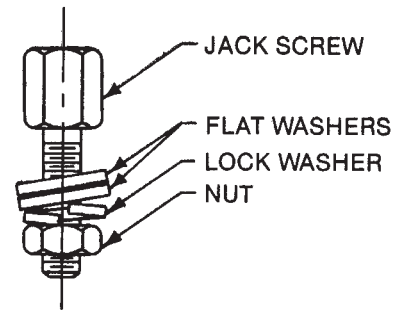
Available with thread locking products, see page vii

SUPPLIED WITH
TWO (2) FLAT WASHERS
ONE (1) LOCK WASHER
ONE (1) NUT

SUPPLIED UNASSEMBLED

(RoHS Compliant)
MATERIAL
STEEL ASTM-108

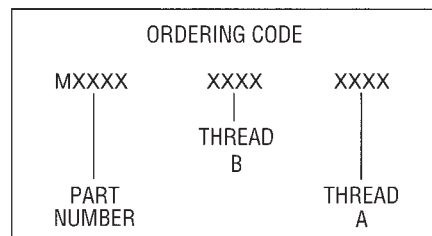
FINISH
ZINC PLATE PER ASTM-B-633
(YELLOW CHROMATE)



ASSEMBLY

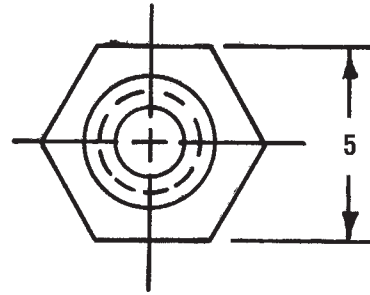
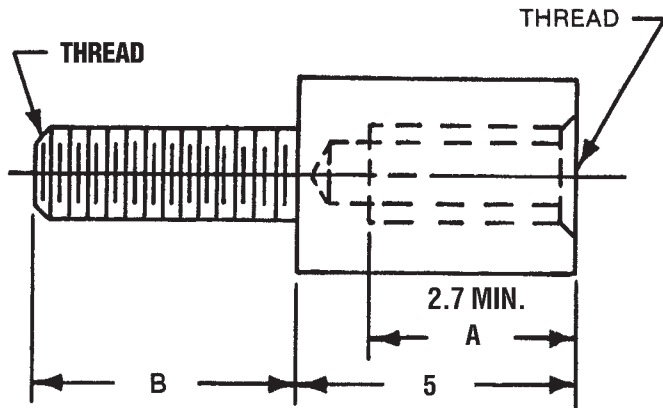
See page 6M for finish codes
For non-standard parts contact Sales Office

B	PART NUMBER	RoHS
5	M3215	YES
6.5	M3216	YES
8	M3217	YES
9.5	M3218	YES
11	M3219	YES
12.5	M3220	YES
14	M3221	YES
15.5	M3222	YES
17.5	M3223	YES
19	M3224	YES



THREAD	CODE
4-40	440
M3x0.5	3005

5mm HEX JACK SCREWS



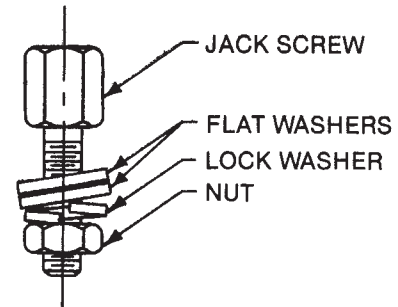
Available with thread locking products, see page vii

SUPPLIED WITH
TWO (2) FLAT WASHERS
ONE (1) LOCK WASHER
ONE (1) NUT

SUPPLIED UNASSEMBLED

(RoHS Compliant)
MATERIAL
STEEL ASTM-108

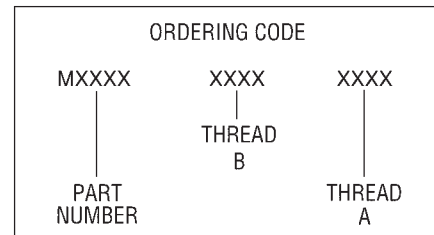
FINISH
ZINC PLATE PER ASTM-B-633
(YELLOW CHROMATE)



ASSEMBLY

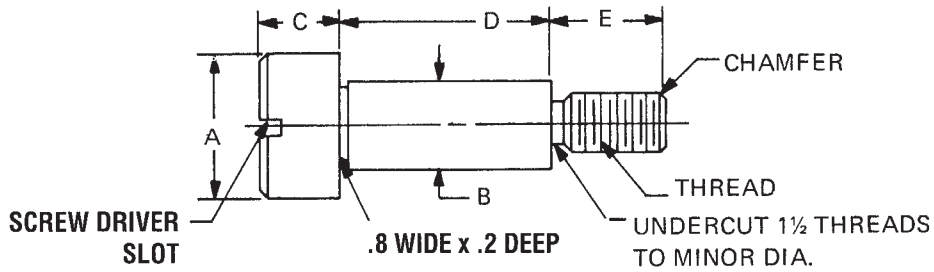
See page 6M for finish codes
For non-standard parts contact Sales Office

B	PART NUMBER	RoHS
5	M3235	YES
6.5	M3236	YES
8	M3237	YES
9.5	M3238	YES
11	M3239	YES
12.5	M3240	YES
14	M3241	YES
15.5	M3242	YES
17.5	M3243	YES
19	M3244	YES

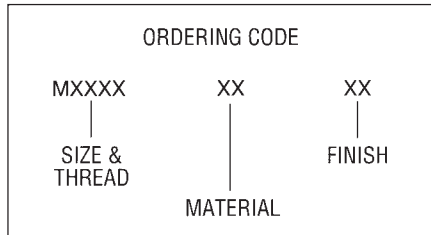


THREAD	CODE
4-40	440
M3x0.5	3005

PRECISION SHOULDER SCREWS—SLOTTED HEAD



Available with thread locking products, see page vii

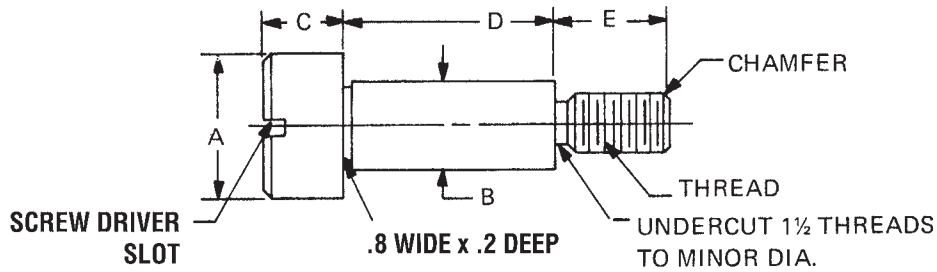


See page 6M for finish codes
For non-standard parts contact Sales Office

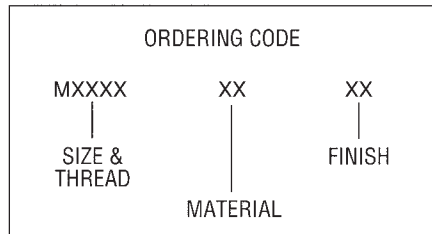
MATERIAL	CODE	RoHS
Brass	B	YES
Stainless Steel	SS	YES
Steel	S	YES

PART NO.	THREAD	A ± .1	B + .000 - .026	C ± .25	D + .053 - .000	E ± .13
M3300	M3x0.5	6	3.16	3.18	3.18	4
M3301					4.76	
M3302					6.35	
M3303					7.94	
M3304					9.52	
M3305					11.11	
M3306	12.70					
M3307	M3.5x0.6	7	3.96	3.18	3.18	4.75
M3308					4.76	
M3309					6.35	
M3310					7.94	
M3311					9.52	
M3312					11.11	
M3313					12.70	
M3314					14.29	
M3315					15.87	
M3316					17.46	
M3317	19.05					
M3318	M4x0.7	8	4.75	4	3.18	4.75
M3319					4.76	
M3320					6.35	
M3321					7.94	
M3322					9.52	
M3323					11.11	
M3324					12.70	
M3325					14.29	
M3326					15.87	
M3327					17.46	
M3328					19.05	
M3329					22.22	
M3330					25.40	

PRECISION SHOULDER SCREWS—SLOTTED HEAD



Available with thread locking products, see page vii

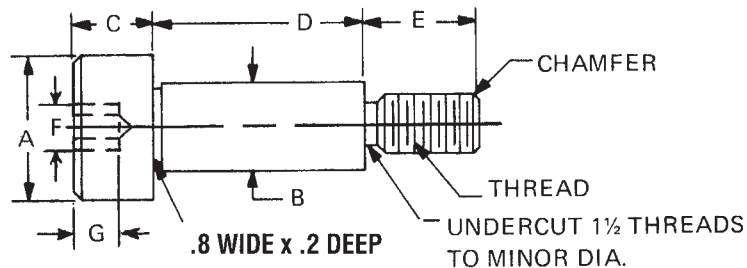


See page 6M for finish codes
For non-standard parts contact Sales Office

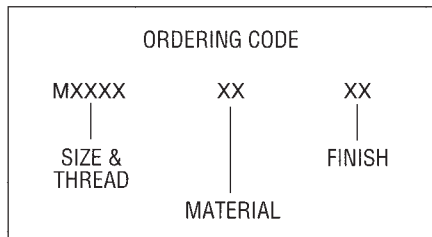
MATERIAL	CODE	RoHS
Brass	B	YES
Stainless Steel	SS	YES
Steel	S	YES

PART NO.	THREAD	A ± .1	B +.000 -.026	C ± .25	D +.053 -.000	E ± .13
M3331	M5x0.8	10	6.34	4.8	3.18	6.3
M3332					4.76	
M3333					6.35	
M3334					7.94	
M3335					9.52	
M3336					11.11	
M3337					12.70	
M3338					14.29	
M3339					15.87	
M3340					17.46	
M3341					19.05	
M3342					22.22	
M3343					25.40	
M3344	M6x1	11	7.93	5.5	6.35	9.4
M3345					9.52	
M3346					12.70	
M3347					14.29	
M3348					19.05	
M3349					22.22	
M3350					25.40	
M3351	M6x1	13	9.51	5.5	6.35	9.4
M3352					9.52	
M3353					12.70	
M3354					14.29	
M3355					19.05	
M3356					22.22	
M3357					25.40	

PRECISION SHOULDER SCREWS—SOCKET HEAD



Available with thread locking products, see page vii

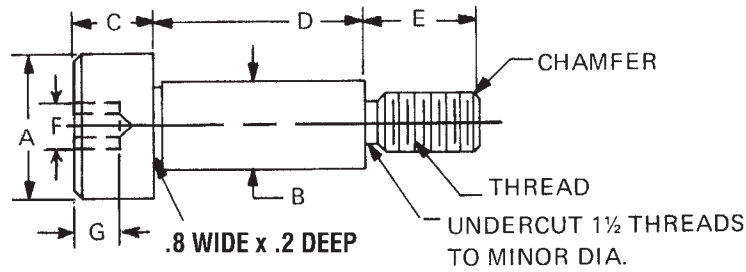


See page 6M for finish codes
For non-standard parts contact Sales Office

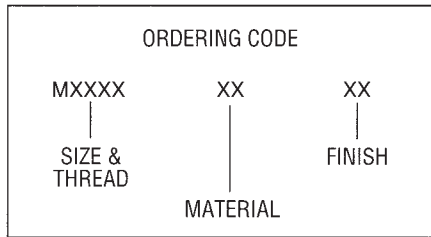
MATERIAL	CODE	RoHS
Brass	B	YES
Stainless Steel	SS	YES
Steel	S	YES

PART NO.	THREAD	A ± .1	B +.000 -.026	C ± .25	D +.053 -.000	E ± .13	F +.05 -.00	G MIN.
M3370 M3371 M3372 M3373 M3374 M3375 M3376	M3x0.5	6	3.16	3.18	3.18 4.76 6.35 7.94 9.52 11.11 12.70	4	2	1.6
M3377 M3378 M3379 M3380 M3381 M3382 M3383 M3384 M3385 M3386 M3387	M3.5x0.6	7	3.96	3.18	3.18 4.76 6.35 7.94 9.52 11.11 12.70 14.29 15.87 17.46 19.05	4.75	2.5	2
M3388 M3389 M3390 M3391 M3392 M3393 M3394 M3395 M3396 M3397 M3398 M3399 M3400	M4x0.7	8	4.75	3.96	3.18 4.76 6.35 7.94 9.52 11.11 12.70 14.29 15.87 17.46 19.05 22.22 25.40	4.75	2.5	2

PRECISION SHOULDER SCREWS—SOCKET HEAD



Available with thread locking products, see page vii

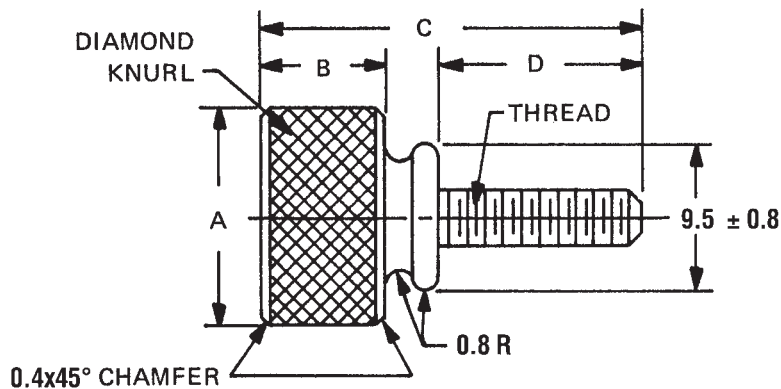


See page 6M for finish codes
For non-standard parts contact Sales Office

MATERIAL	CODE	RoHS
Brass	B	YES
Stainless Steel	SS	YES
Steel	S	YES

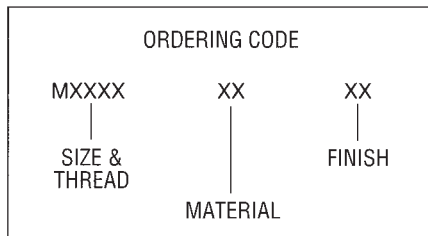
PART NO.	THREAD	A ± .1	B +.000 -.026	C ± .25	D +.053 -.000	E ± .13	F +.05 -.00	G MIN.
M3401	M5x0.8	10	6.34	4.8	3.18	6.3	3	2.4
M3402					4.76			
M3403					6.35			
M3404					7.94			
M3405					9.52			
M3406					11.11			
M3407					12.70			
M3408					14.29			
M3409					15.87			
M3410					17.46			
M3411					19.05			
M3412					22.22			
M3413					25.40			
M3414	M6x1	11	7.93	5.5	6.35	9.4	4	3.2
M3415					9.52			
M3416					12.70			
M3417					14.29			
M3418					19.05			
M3419					22.22			
M3420					25.40			
M3421	M6x1	13	9.51	5.5	6.35	9.4	4	3.2
M3422					9.52			
M3423					12.70			
M3424					14.29			
M3425					19.05			
M3426					22.22			
M3427					25.40			

WASHER FACE THUMB SCREWS



Available with thread locking products, see page vii

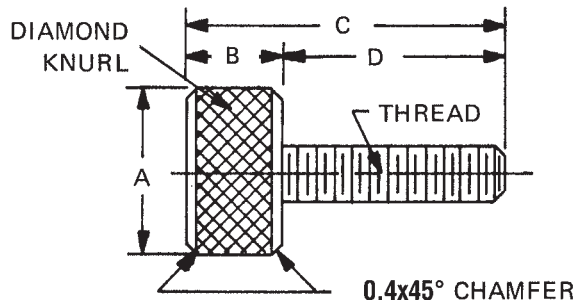
See page 6M for finish codes
For non-standard parts contact Sales Office



MATERIAL	CODE	RoHS
Aluminum	AL	YES
Brass	B	YES
Stainless Steel	SS	YES
Steel	S	YES

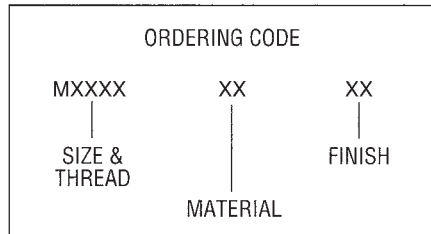
PART NO.	THREAD	A +0.5 -0.0	B ± 0.5	C ± 0.5	D ± 0.5
M3440	M3x0.5	10	5	16	8
M3441				17	9
M3442				19	11
M3443	M3.5x0.6	10	5	17	9
M3444				19	11
M3445				21	13
M3446	M4x0.7	11	5	17	9
M3447				21	13
M3448				24	16
M3449	M5x0.8	11	5	17	9
M3450				21	13
M3451				24	16
M3452	M6x1	13	6	18	9
M3453				22	13
M3454				25	16
M3455				28	19

PLAIN THUMB SCREWS



Available with thread locking products, see page vii

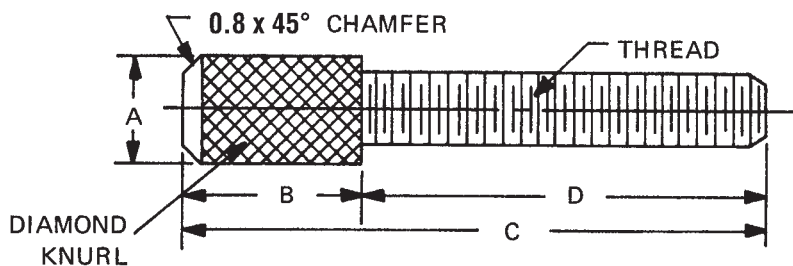
See page 6M for finish codes
For non-standard parts contact Sales Office



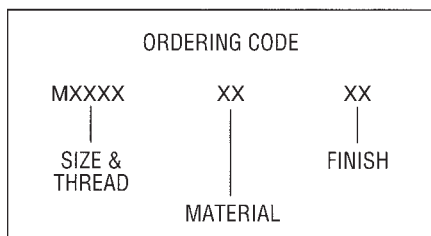
MATERIAL	CODE	RoHS
Aluminum	AL	YES
Brass	B	YES
Stainless Steel	SS	YES
Steel	S	YES

PART NO.	THREAD	A + 0.5 - 0.0	B ± 0.5	C ± 0.5	D ± 0.5
M3465 M3466 M3467 M3468	M3x0.5	8	5	13 14 16 18	8 9 11 13
M3469 M3470 M3471 M3472	M3.5x0.6	8	5	13 14 16 18	8 9 11 13
M3473 M3474 M3475 M3476 M3477	M4x0.7	10	5	14 16 18 19 21	9 11 13 14 16
M3478 M3479 M3480 M3481 M3482	M5x0.8	11	5	14 16 18 19 21	9 11 13 14 16
M3483 M3484 M3485 M3486 M3487	M6x1	13	6	19 21 22 24 25	13 15 16 18 19

PUSH TYPE THUMB SCREWS



Available with thread locking products, see page vii



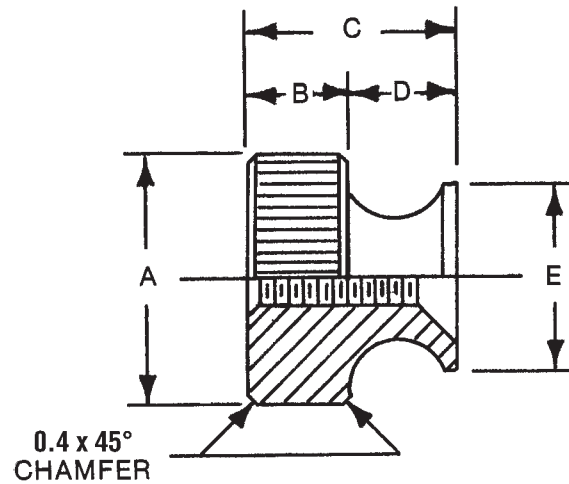
MATERIAL	CODE	RoHS
Aluminum	AL	YES
Brass	B	YES
Stainless Steel	SS	YES
Steel	S	YES

See page 6M for finish codes
For non-standard parts contact Sales Office

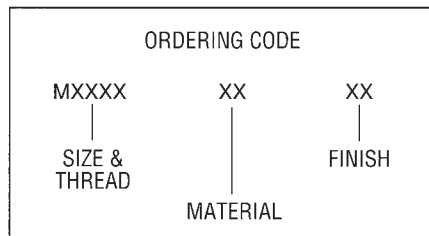
PART NO.	THREAD	D ± 0.5	B ± 0.5	C ± 0.5	A ± 0.5
M3500	M3.5x0.6	16	9	25	4.5
M3501		19		28	
M3502		22		31	
M3503		25		34	
M3504		28		37	
M3505		31		40	
M3506		34		43	
M3507		37		46	
M3508		40		49	
M3509		43		52	
M3510		46		55	
M3511	49	58			
M3512	M4x0.7	16	9	25	4.5
M3513		19		28	
M3514		22		31	
M3515		25		34	
M3516		28		37	
M3517		31		40	
M3518		34		43	
M3519		37		46	
M3520		40		49	
M3521		43		52	
M3522		46		55	
M3523	49	58			

PART NO.	THREAD	D ±0.5	B ±0.5	C ±0.5	A ±0.5
M3524	M5x0.8	16	13	29	6.5
M3525		19		32	
M3526		22		35	
M3527		25		38	
M3528		28		41	
M3529		31		44	
M3530		34		47	
M3531		37		50	
M3532		40		53	
M3533		43		56	
M3534		46		59	
M3535	49	62			
M3536	M6x1	16	13	29	8
M3537		19		32	
M3538		22		35	
M3539		25		38	
M3540		28		41	
M3541		31		44	
M3542		34		47	
M3543		37		50	
M3544		40		53	
M3545		43		56	
M3546		46		59	
M3547	49	62			

ROUND THUMB NUTS



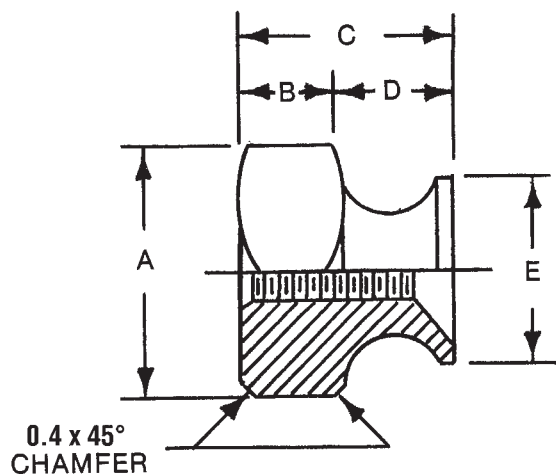
See page 6M for finish codes
For non-standard parts contact Sales Office



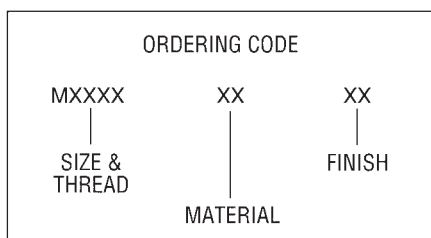
MATERIAL	CODE	RoHS
Aluminum	AL	YES
Brass	B	YES
Stainless Steel	SS	YES
Steel	S	YES

PART NO.	THREAD	A + 0.5 - 0.0	B ± 0.5	C REF.	D ± 0.5	E ± 0.5
M3560	M2.5x0.45	6	3	6	3	5
M3561	M3x0.5	8	3	6	3	6
M3562	M3.5x0.6	10	3	7	4	9
M3563	M4x0.7	10	3	7	4	9
M3564	M5x0.8	13	4	9	5	11
M3565	M6x1	13	4	9	5	12
M3566	M8x1.25	19	6	12	6	16

HEX THUMB NUTS



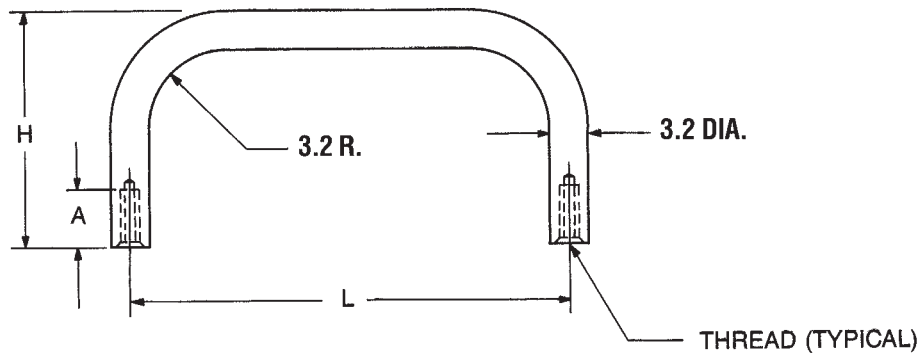
See page 6M for finish codes
For non-standard parts contact Sales Office



MATERIAL	CODE	RoHS
Aluminum	AL	YES
Brass	B	YES
Stainless Steel	SS	YES
Steel	S	YES

PART NO.	THREAD	A HEX.	B ± 0.5	C REF.	D ± 0.5	E ± 0.5
M3580	M2.5x0.45	6	3	6	3	5
M3581	M3x0.5	8	3	6	3	6
M3582	M3.5x0.6	10	3	7	4	9
M3583	M4x0.7	10	3	7	4	9
M3584	M5x0.8	13	4	9	5	11
M3585	M6x1	13	4	9	5	12
M3586	M8x1.25	19	6	12	6	16

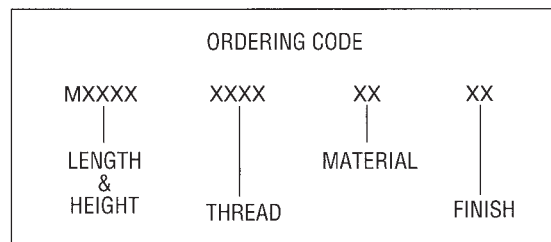
3.2mm ROUND INTERNAL THREAD HANDLES



See page 6M for finish codes
For non-standard parts contact Sales Office

PART NO.	L ±1.0	H ±1.0
M6000	19	13
M6001	21	
M6002	22	
M6003	25	
M6004	32	
M6005	38	
M6006	51	
M6007	19	19
M6008	21	
M6009	22	
M6010	25	
M6011	32	
M6012	38	
M6013	51	
M6014	25	25
M6015	32	
M6016	38	
M6017	44	
M6018	51	

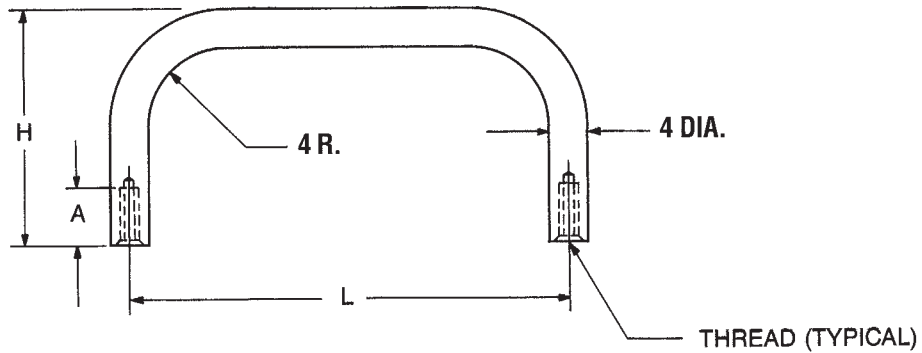
PART NO.	L ±1.0	H ±1.0
M6019	25	32
M6020	32	
M6021	38	
M6022	44	
M6023	51	
M6024	25	38
M6025	32	
M6026	38	
M6027	44	
M6028	51	
M6029	32	51
M6030	38	
M6031	44	
M6032	51	
M6033	63	
M6034	76	



THREAD CODE & DEPTH		
THREAD	CODE	A
M2.5x0.45	2545	5

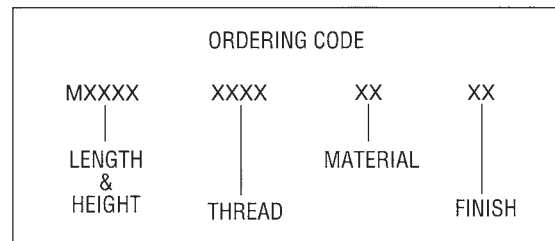
MATERIAL	CODE	RoHS
Aluminum	A	YES
Brass	B	YES
Stainless Steel	SS	YES

4mm ROUND INTERNAL THREAD HANDLES



See page 6M for finish codes
For non-standard parts contact Sales Office

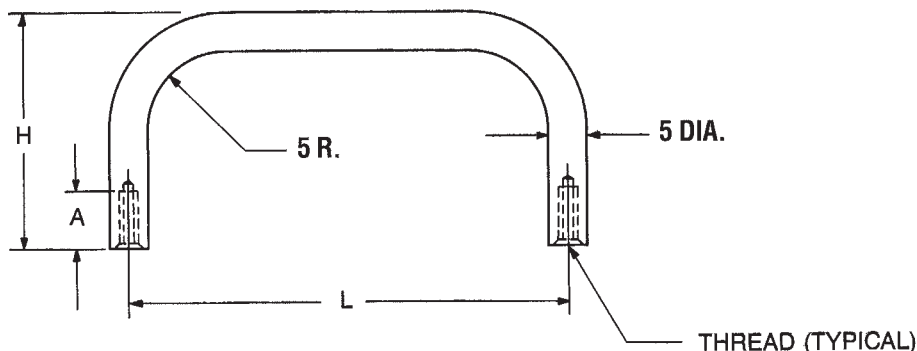
PART NO.	L ±1.0	H ±1.0
M6040	25	19
M6041	32	
M6042	38	
M6043	51	
M6044	63	
M6045	76	
M6046	25	25
M6047	32	
M6048	38	
M6049	44	
M6050	51	
M6051	63	
M6052	76	



THREAD CODE & DEPTH		
THREAD	CODE	A
M2.5x0.45	2545	5
M3x0.5	3005	6-10

MATERIAL	CODE	RoHS
Aluminum	A	YES
Brass	B	YES
Stainless Steel	SS	YES

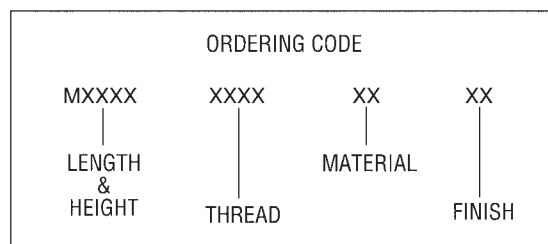
5mm ROUND INTERNAL THREAD HANDLES



See page 6M for finish codes
For non-standard parts contact Sales Office

PART NO.	L ±1.0	H ±1.0
M6060	38	16
M6061	44	
M6062	51	
M6063	76	
M6064	102	
M6065	127	
M6066	25	19
M6067	32	
M6068	38	
M6069	44	
M6070	51	
M6071	76	
M6072	102	
M6073	127	
M6074	25	22
M6075	32	
M6076	38	
M6077	44	
M6078	51	
M6079	76	
M6080	102	
M6081	127	
M6082	25	25
M6083	32	
M6084	38	
M6085	44	
M6086	51	
M6087	76	
M6088	102	
M6089	127	

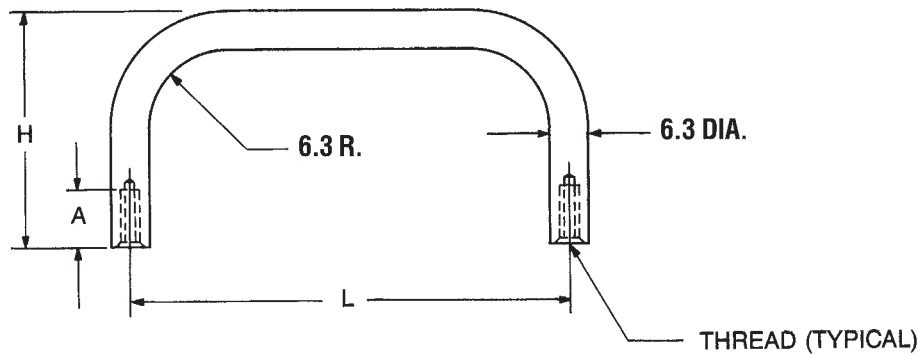
PART NO.	L ±1.0	H ±1.0
M6090	25	29
M6091	32	
M6092	38	
M6093	44	
M6094	51	
M6095	76	
M6096	102	
M6097	127	
M6098	25	32
M6099	32	
M6100	38	
M6101	44	
M6102	51	
M6103	76	
M6104	102	
M6105	127	
M6106	25	38
M6107	32	
M6108	38	
M6109	44	
M6110	51	
M6111	76	
M6112	102	
M6113	127	



THREAD CODE & DEPTH		
THREAD	CODE	A
M3x0.5	3005	6
M3.5x0.6	3506	8-10

MATERIAL	CODE	RoHS
Aluminum	A	YES
Brass	B	YES
Stainless Steel	SS	YES

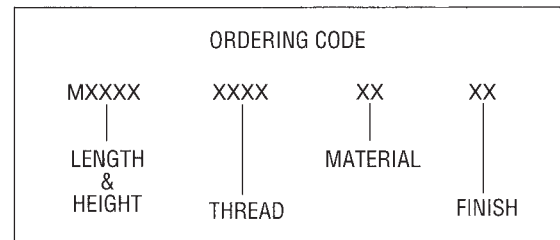
6.3mm ROUND INTERNAL THREAD HANDLES



See page 6M for finish codes
For non-standard parts contact Sales Office

PART NO.	L ±1.0	H ±1.0
M6120	32	25
M6121	38	
M6122	44	
M6123	51	
M6124	57	
M6125	63	
M6126	70	
M6127	76	
M6128	102	
M6129	127	
M6130	38	32
M6131	44	
M6132	51	
M6133	57	
M6134	63	
M6135	70	
M6136	76	
M6137	102	
M6138	127	

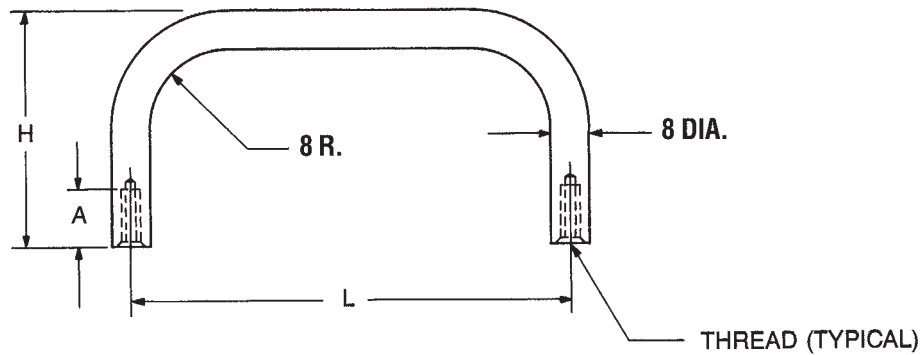
PART NO.	L ±1.0	H ±1.0	
M6139	38	38	
M6140	44		
M6141	51		
M6142	57		
M6143	63		
M6144	70		
M6145	76		
M6146	89		
M6147	102		
M6148	108		
M6149	114		
M6150	127		
M6151	152		
M6152	76		51
M6153	102		
M6154	127		
M6155	152		



THREAD CODE & DEPTH		
THREAD	CODE	A
M3.5x0.6	3506	10
M4x0.7	4007	11-14

MATERIAL	CODE	RoHS
Aluminum	A	YES
Brass	B	YES
Stainless Steel	SS	YES

8mm ROUND INTERNAL THREAD HANDLES



PART NO.	L ±1.0	H ±1.0
M6160	51	25
M6161	63	
M6162	76	
M6163	89	
M6164	102	
M6165	108	
M6166	114	
M6167	127	
M6168	152	
M6169	51	29
M6170	76	
M6171	102	
M6172	108	
M6173	116	
M6174	51	32
M6175	63	
M6176	76	
M6177	89	
M6178	102	
M6179	51	33
M6180	57	
M6181	63	
M6182	70	
M6183	71	
M6184	76	
M6185	102	
M6186	108	
M6187	51	35
M6188	63	
M6189	76	
M6190	102	
M6191	108	
M6192	127	

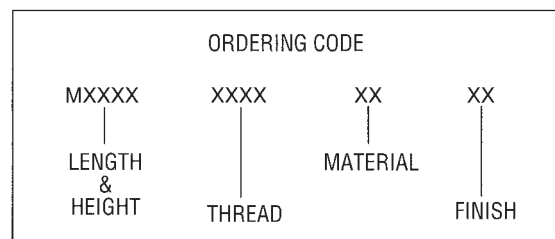
PART NO.	L ±1.0	H ±1.0
M6193	51	38
M6194	54	
M6195	57	
M6196	60	
M6197	63	
M6198	70	
M6199	76	
M6200	79	
M6201	83	
M6202	89	
M6203	102	
M6204	108	
M6205	114	
M6206	116	
M6207	118	
M6208	127	
M6209	133	
M6210	140	
M6211	146	
M6212	152	
M6213	163	
M6214	165	
M6215	178	

PART NO.	L ±1.0	H ±1.0
M6216	76	44
M6217	89	
M6218	102	
M6219	108	
M6220	114	
M6221	116	
M6222	118	
M6223	121	
M6224	127	
M6225	130	
M6226	133	
M6227	140	
M6228	146	
M6229	152	
M6230	159	
M6231	163	
M6232	165	
M6233	171	
M6234	178	

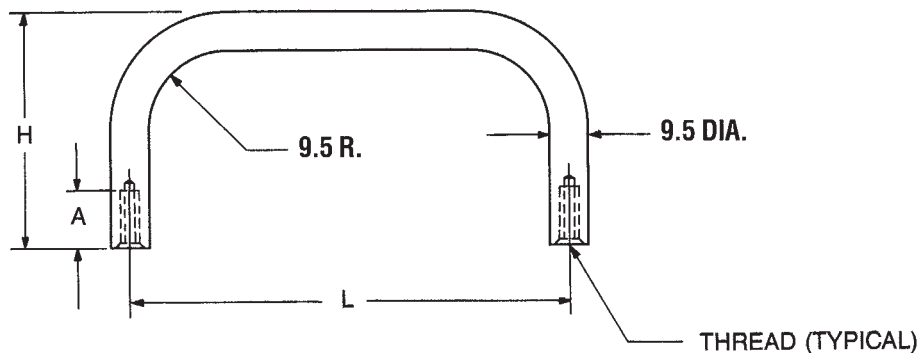
THREAD CODE & DEPTH		
THREAD	CODE	A
M4x.07	4007	11
M5x0.8	5008	8-16

MATERIAL	CODE	RoHS
Aluminum	A	YES
Brass	B	YES
Stainless Steel	SS	YES

See page 6M for finish codes
For non-standard parts contact Sales Office

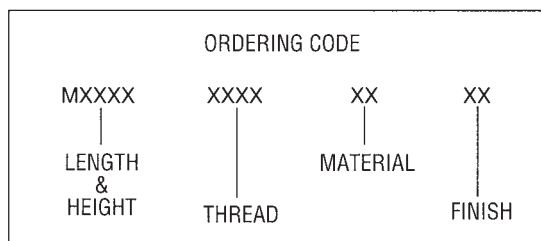


9.5mm ROUND INTERNAL THREAD HANDLES



PART NO.	L ±1.0	H ±1.0
M6240	51	33
M6241	76	
M6242	102	
M6243	127	
M6244	152	
M6245	178	
M6246	63	38
M6247	76	
M6248	102	
M6249	108	
M6250	114	
M6251	127	
M6252	152	
M6253	178	
M6254	51	44
M6255	63	
M6256	76	
M6257	89	
M6258	102	
M6259	108	
M6260	114	
M6261	127	
M6262	133	
M6263	140	
M6264	146	
M6265	152	
M6266	165	
M6267	178	
M6268	76	48
M6269	102	
M6270	108	
M6271	114	
M6272	127	
M6273	152	

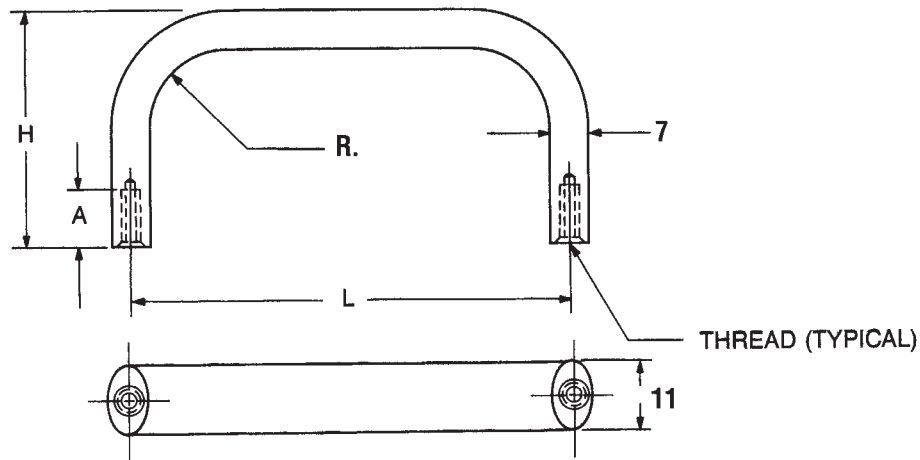
See page 6M for finish codes
For non-standard parts contact Sales Office



THREAD CODE & DEPTH		
THREAD	CODE	A
M4x0.7	4007	11
M5x0.8	5008	11-16
M6x1	6010	10-16

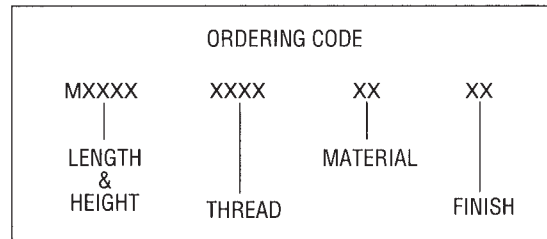
MATERIAL	CODE	RoHS
Aluminum	A	YES
Brass	B	YES
Stainless Steel	SS	YES

11mm x 7mm OVAL INTERNAL THREAD HANDLES



PART NO.	L ±1.0	H ±1.0
M6280	51	25
M6281	63	
M6282	76	
M6283	102	
M6284	108	
M6285	114	
M6286	116	
M6287	127	
M6288	152	
M6289	163	
M6290	51	33
M6291	57	
M6292	63	
M6293	76	
M6294	89	
M6295	102	
M6296	108	
M6297	114	
M6298	116	
M6299	152	
M6300	51	38
M6301	57	
M6302	63	
M6303	76	
M6304	89	
M6305	102	
M6306	108	
M6307	114	
M6308	116	
M6309	127	
M6310	152	

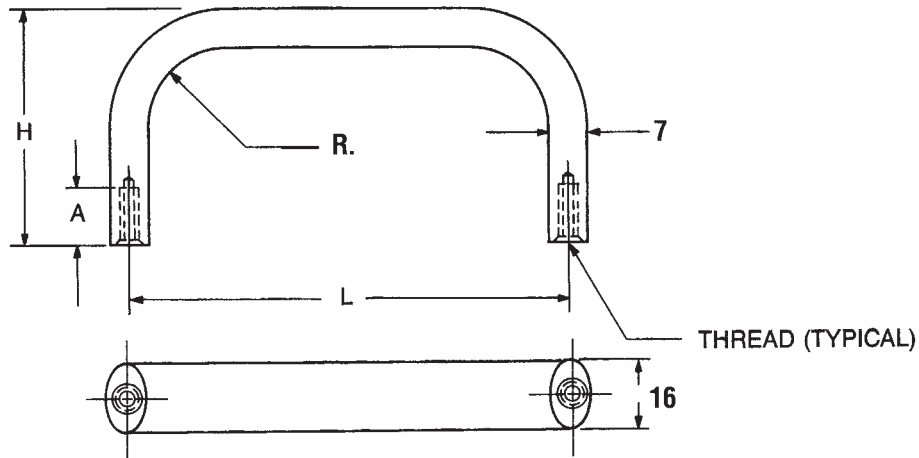
See page 6M for finish codes
For non-standard parts contact Sales Office



THREAD CODE & DEPTH		
THREAD	CODE	A
M4x0.7	4007	8-13
M5x0.8	5008	8-16

MATERIAL	CODE	RoHS
Aluminum	A	YES
Brass	B	YES
Stainless Steel	SS	YES

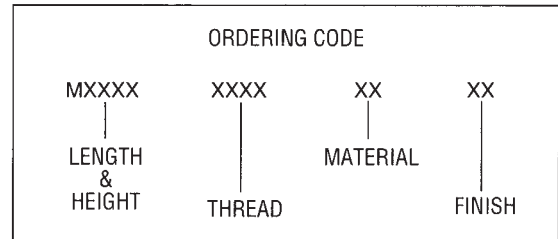
16mm x 7mm OVAL INTERNAL THREAD HANDLES



PART NO.	L ±1.0	H ±1.0
M6315	63	25
M6316	76	
M6317	102	
M6318	108	
M6319	114	
M6320	116	
M6321	127	
M6322	152	
M6323	163	
M6324	63	33
M6325	76	
M6326	102	
M6327	108	
M6328	114	
M6329	116	
M6330	127	
M6331	152	
M6332	163	
M6333	63	38
M6334	76	
M6335	102	
M6336	108	
M6337	114	
M6338	116	
M6339	127	
M6340	152	
M6341	163	
M6342	178	

PART NO.	L ±1.0	H ±1.0
M6343	76	44
M6344	102	
M6345	108	
M6346	114	
M6347	116	
M6348	127	
M6349	140	
M6350	152	
M6351	163	
M6352	178	

See page 6M for finish codes
For non-standard parts contact Sales Office



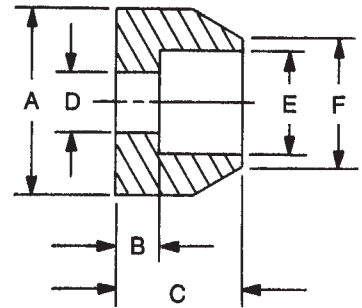
THREAD CODE & DEPTH		
THREAD	CODE	A
M4x0.7	4007	8-13
M5x0.8	5008	8-16

MATERIAL	CODE	RoHS
Aluminum	A	YES
Brass	B	YES
Stainless Steel	SS	YES

HANDLE FERRULES

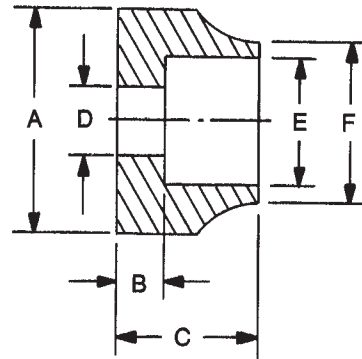
Style 1

PART NO.	A ± .2	B ± .2	C ± .2	D ± .2	E ± .2	F ± .4
M6955	6.3	1.2	3.2	3	3.5	5.2
M6956	6.3	1.2	3.2	3	4.1	5.2
M6957	8	1.6	3.2	3.6	5.2	6.7
M6958	9.5	1.6	3.2	3.6	6.6	8
M6959	9.5	1.6	4.8	5.2	6.6	8
M6960	11	1.6	4.8	5.2	6.6	8
M6961	11.9	1.6	6.3	5.2	6.6	8.7
M6962	12.7	1.6	6.3	5.6	8.1	10.3
M6963	14.3	1.6	6.3	5.6	8.1	10.3
M6964	16	2.3	9.5	6.3	9.8	11.9
M6965	19	2.3	9.5	8	13.1	15.5



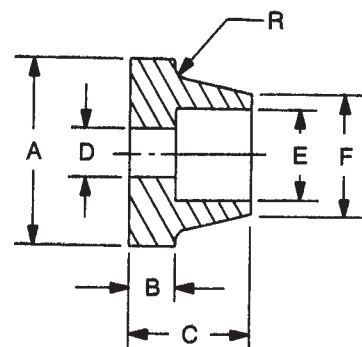
Style 2

PART NO.	A ± .2	B ± .2	C ± .2	D ± .2	E ± .2	F ± .4
M6966	6.3	1.2	3.2	2.8	4.1	5.2
M6967	8	1.6	3.2	3.6	5.2	6.7
M6968	9.5	1.6	4.8	5.2	6.6	8
M6969	14.3	1.6	6.3	5.6	8.1	10.3
M6970	19	1.6	8	5	8.1	10.3
M6971	22.2	2.4	8	5	9.8	14.3
M6972	22.2	2.4	8	5.6	9.8	14.3
M6973	22.2	4.8	14.3	7	13	16

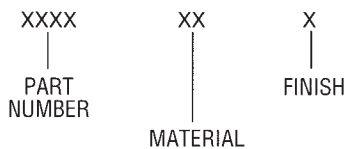


Style 3

PART NO.	A ± .2	B ± .2	C ± .2	D ± .2	E ± .2	F ± .4
M6974	16	1.6	9.5	5.1	6.5	8.3
M6975	19	1.6	9.5	5.1	8.2	9.9
M6976	19	1.6	9.5	5.1	9.8	11.5



ORDERING CODE



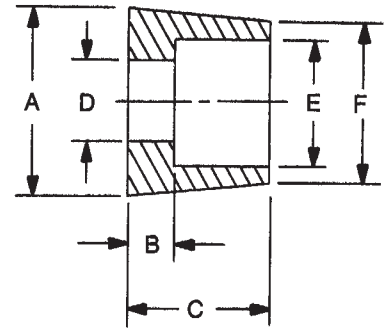
MATERIAL	CODE	RoHS
Aluminum	AL	YES
Brass	B	YES
Stainless Steel	SS	YES

See page 6M for finish codes
For non-standard parts contact Sales Office

HANDLE FERRULES

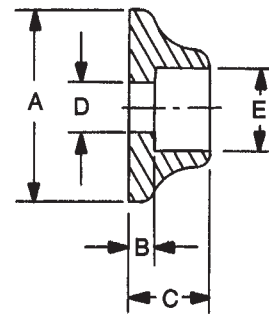
Style 4

PART NO.	A ± .2	B ± .2	C ± .2	D ± .2	E ± .2	F ± .4
M6977	14.3	2.3	8	5.3	8.2	11
M6978	16	3.2	11	7.2	10	11
M6979	19	4.8	14.3	8.3	13	15.1

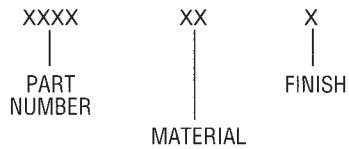


Style 5

PART NO.	A ± .2	B ± .2	C ± .2	D ± .2	E ± .2
M6980	19	2.3	8	5	8.1



ORDERING CODE



MATERIAL	CODE	RoHS
Aluminum	AL	YES
Brass	B	YES
Stainless Steel	SS	YES

See page 6M for finish codes
For non-standard parts contact Sales Office



RAF ELECTRONIC
HARDWARE

a Division of **MW Industries, Inc.**

95 Silvermine Rd., Seymour CT 06483

Tel: 203 888-2133 Fax: 203 888-9860

E-mail: info@rafhdwe.com

Web: www.rafhdwe.com

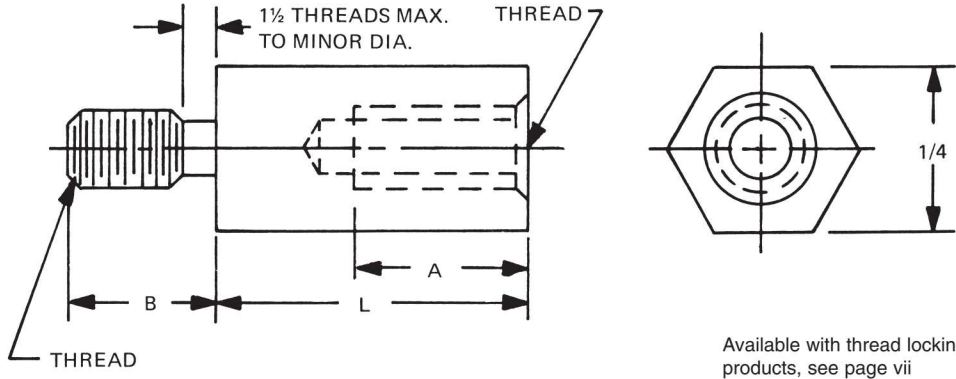
We accept



DISTRIBUTED BY

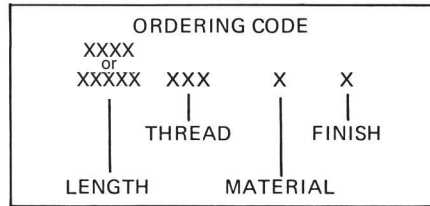


1/4 HEX MALE-FEMALE STANDOFFS



Available with thread locking products, see page vii

In short lengths 'A' will be tapped to maximum depth
 See page 9 for finish codes
 For non-standard parts contact Sales Office



LENGTH	PART NO.
7/32	4530A
1/4	4530
9/32	4530T
5/16	4531
11/32	4531T
3/8	4532
13/32	4532T
7/16	4533
15/32	4533T
1/2	4534
17/32	4534T
9/16	4535
19/32	4535T
5/8	4536
21/32	4536T
11/16	4537
23/32	4537T
3/4	4538
25/32	4538T
13/16	4539
27/32	4539T
7/8	4540
29/32	4540T

LENGTH	PART NO.
15/16	4541
31/32	4541T
1"	4542
1-1/16	4543
1-1/8	4544
1-3/16	4545
1-1/4	4546
1-5/16	4547
1-3/8	4548
1-7/16	4549
1-1/2	4550
1-9/16	4551
1-5/8	4552
1-11/16	4553
1-3/4	4554

LENGTH	PART NO.
1-13/16	4555
1-7/8	4556
1-15/16	4557
2"	4558
2-1/8	4559
2-1/4	4560
2-3/8	4561
2-1/2	4562
2-5/8	4563
2-3/4	4564
2-7/8	4565
3"	4566
3-1/4	4567
3-1/2	4568
3-3/4	4569
4"	4570

THREAD LENGTH CODE		
THREAD	A	B
2-56	3/16	5/32
4-40	1/4	3/16
6-32	3/8	1/4
8-32	7/16	3/8

THREAD	CODE
2-56	256
4-40	440
6-32	632
8-32	832

MATERIAL	CODE	RoHS
Aluminum	AL	YES
Brass	B	YES
Stainless Steel	SS	YES
Steel	S	YES
Nylon	N	YES