

STIMPSON

EYELETS

Catalog 110-S



World's Largest Producer of Eyelets

Welcome to the World of Stimpson Eyelets...



We are pleased to make available to you our latest Eyelet Catalog and hope you will find it to be a useful tool and welcome addition to your reference library.

As of the date of this printing, Stimpson has developed over 3,800 different sizes of Eyelets and Grommets & Washers to meet the requirements of our Customers, shipping over 4 billion annually to destinations around the world.

If you would like more information about other Stimpson products, such as our full line of Hole Plugs, CE[®] Rivets, Snap Fasteners and many others, please request the latest edition of The Stimpson Product Guide. As always, our Customer Service Staff will be pleased to assist you.

We THANK YOU for being a Stimpson Customer.



ISO 9001 Certified

1515 SW 13th Court • Pompano Beach, FL 33069-4710
(877) 765-0748 • Fax: (954) 545-7440
Web Site: www.stimpson.com
E-Mail: customer_service@stimpson.com

Stimpson Products...helping our Customers make their quality products that much better.

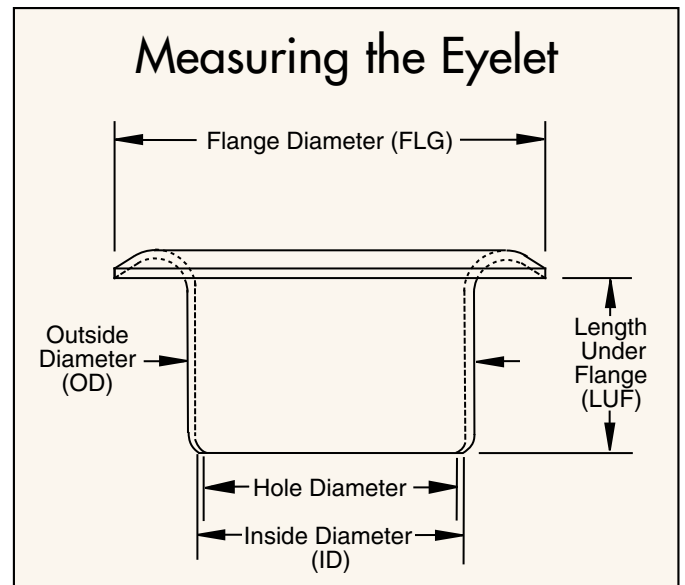
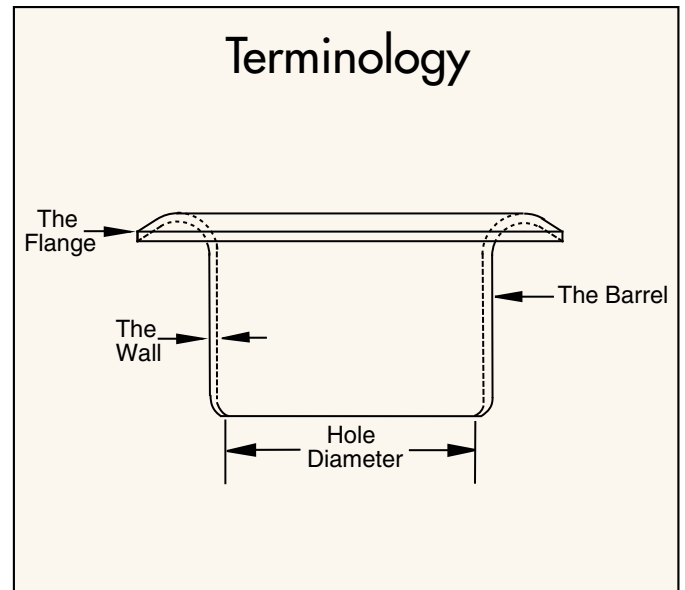
© 2007 Stimpson Company, Inc.

An Introduction to Stimpson[®] Co. Inc. Eyelets

No matter where you are, you're always surrounded by STIMPSON EYELETS. They're all over your home; in your appliances, electrical circuits, tools, children's toys, clothing, shoes, sneakers, furniture, lighting fixtures, outlets and switches, heating units, alarms, and more. They'll surround you in your car, on planes, trains, buses...even in space shuttles; and when you go to work, shopping or the gym, you'll find them there also.

Small, inexpensive, and often not seen, STIMPSON EYELETS are an indispensable ingredient in the successful production of most every manufacturing industry. On the pages that follow, we will introduce you to some of the over 3,800 sizes and styles we ship worldwide.

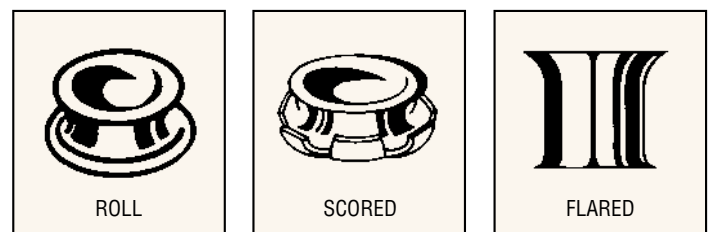
We now provide the following "Introduction to Stimpson Eyelets" to acquaint you with their many characteristics, and we invite you to speak with our Customer Service Representatives about your eyeleting needs. STIMPSON EYELETS are the low cost, reliable solution to thousands of fastening requirements.



Standard Tolerances

<u>Dimensions</u>	<u>Tolerance</u>
Flange Diameter	+/- .005"
Outside Diameter	+/- .002"
Length Under Flange	+/- .005"
Hole Diameter	usually .005" smaller than mean inside diameter

Settings



There are three basic types of settings...Roll (or coil), Scored, or Flared. The most common is the Roll which provides a smooth, rounded, uniform surface. A Scored setting divides the end of the barrel into equal segments to provide extra grip strength in soft materials. A Flared setting is commonly used in PC boards and provides a funnel appearance often used for soldering.

The Flange

Rolled Flange: A finished and decorative appearance make the Rolled Flange a popular choice. When set, the under edges of the flange lend well to obtaining a tight setting by gripping the work.

Flat Flange: Usually selected when minimum above surface projection is desired, or where a recessed hole is used for clearance requirements. In soft or thin materials they may be chosen to avoid the flange cutting through the material.

Embossed Flange: Combines the contour of the rolled and flat flange to provide the holding power of the roll with a flat outer edge to reduce the chance of cutting through the work.



Funnel Flange: Popular in the electronics industry for easy insertion of leads, and/or trapping of solder flow on PC boards. Used for costume jewelry where gem stones are glued into the funnel contour.

Bell Flange: Also ideal for easy acceptance of leads. The rounded inner contour reduces abrasion where wire, cord, or rope is passed through the length of the barrel.

Clipped Flange: Where space constraints require virtually no flange, the usual flange area is clipped (trimmed) as close as possible to the outside diameter of the barrel.

Custom Flanges: A wide variety of custom shape flanges are available for unique applications. Most of our standard eyelets can be altered to provide the configuration you may need.

The Barrel

Straight Barrel: Straight barrel eyelets are the most commonly used. The holes in the materials to be fastened together are usually the same size, and the straight barrel aids in alignment.

Tapered Barrel: The barrel has a definite tapering down of diameter from just under the flange to the bottom end. Desirable primarily in fastening soft materials since the taper provides an easy insertion into the work.

Shoulder Eyelets: So called because the barrel consists of two distinct diameters resulting in a stepped shoulder effect. Used to join parts with dissimilar hole sizes; or with the upper (larger) barrel portion acting as a spacer.



Closed End: A closed end can be used to fasten different pieces together while eliminating the pass through of air, dirt, grease, or other foreign matter. To set, the end of the barrel is bumped to collapse tightly against the work pieces. Also commonly used as a press fit into materials as a hole reinforcement to seat dowel, rods, etc.

Oblong and Square Barrels: In addition to the most common barrel styles described above, Oblong and Square Barrels are popular for specialized applications.

Pre-Coiled: Normally used as spacers, they are frequently molded in place in rubber or plastics.

Coil/Grip Ranges

No two applications being alike, it's impossible to offer specific standards as to how much barrel length there should be to obtain proper coil/grip. Too much length can result in barrel buckling (collapsing). Too little may mean loss of grip strength. Rigid materials usually need less; soft flexible

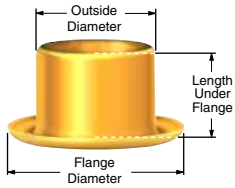
materials will need more, as a wide coil (to grip more material) is desirable. If parts fastened are exposed to unusual stresses, extra length is usually desirable, even though materials may be rigid in nature.

As a general guide in preliminary selection, the following should be helpful:

Eyelet Diameter:	3/64" to 1/16"	3/32" to 1/8"	5/32" to 3/16"	1/4" or more
Additional Length:	1/32"	1/16"	3/32"	1/8"

For final determination as to proper length, after selecting an eyelet let us make actual settings for your functional testing. Or, send samples of your components and we'll select an eyelet and forward the settings for your review.

GS[®] Eyelets



Stimpson "Graduated Size" (GS[®]) Eyelets are as their name indicates...a system of standard eyelets incorporating a series of graduated increases (1/32 of an inch) in both length and outside barrel diameters. The result is 72 eyelets which will meet the requirements of most general purpose eyeleting applications. GS[®] Eyelets are most commonly requested in brass, and are normally inventoried in large quantities. GS[®] Eyelets can also be made from steel, stainless steel, aluminum and copper.

72 Graduated Size eyelets, teamed with Stimpson's economical eyeleting machines, offer the highest quality system in the industry, at the lowest cost.

INCHES MILLIMETERS	LENGTH UNDER FLANGE													
	2/32 .062 1.58	3/32 .093 2.36	4/32 .125 3.18	5/32 .156 3.96	6/32 .187 4.75	7/32 .219 5.56	8/32 .250 6.35	9/32 .281 7.14	10/32 .312 7.92	11/32 .344 8.74	12/32 .375 9.53	13/32 .406 10.31	14/32 .437 11.10	
OUTSIDE .059 DIAMETER .150														
FLANGE .105 DIAMETER 2.67														
METAL .007 THICKNESS .178	GS 2-2	GS 2-3	GS 2-4	GS 2-5	GS 2-6	GS 2-7								
OUTSIDE .089 DIAMETER 2.26														
FLANGE .150 DIAMETER 3.81														
METAL .009 THICKNESS .229		GS 3-3	GS 3-4	GS 3-5	GS 3-6	GS 3-7	GS 3-8	GS 3-9	GS 3-10	GS 3-11	GS 3-12			
OUTSIDE .121 DIAMETER 3.07														
FLANGE .200 DIAMETER 5.08														
METAL .0095 THICKNESS .241		GS 4-3	GS 4-4	GS 4-5	GS 4-6	GS 4-7	GS 4-8	GS 4-9	GS 4-10	GS 4-11	GS 4-12			
OUTSIDE .152 DIAMETER 3.86														
FLANGE .245 DIAMETER 6.22														
METAL .010 THICKNESS .254		GS 5-3	GS 5-4	GS 5-5	GS 5-6	GS 5-7	GS 5-8	GS 5-9	GS 5-10	GS 5-11	GS 5-12			
OUTSIDE .183 DIAMETER 4.65														
FLANGE .290 DIAMETER 7.37														
METAL .0105 THICKNESS .267		GS 6-3	GS 6-4	GS 6-5	GS 6-6	GS 6-7	GS 6-8	GS 6-9	GS 6-10	GS 6-11	GS 6-12	GS 6-13	GS 6-14	
OUTSIDE .215 DIAMETER 5.46														
FLANGE .340 DIAMETER 8.64														
METAL .011 THICKNESS .279		GS 7-3	GS 7-4	GS 7-5	GS 7-6	GS 7-7	GS 7-8	GS 7-9	GS 7-10	GS 7-11	GS 7-12	GS 7-13	GS 7-14	
OUTSIDE .246 DIAMETER 6.25														
FLANGE .385 DIAMETER 9.78														
METAL .011 THICKNESS .279		GS 8-3	GS 8-4	GS 8-5	GS 8-6	GS 8-7	GS 8-8	GS 8-9	GS 8-10	GS 8-11	GS 8-12	GS 8-13	GS 8-14	

Available with rolled or flat flange... open or closed end

Specialty Eyelets

An eyelet is considered special when, because of its unusual shape or configuration, it does not fit into the standard categories of eyelets shown throughout this catalog. An eyelet may also be termed "special" when requirements call for special forming, piercing, punching or embossing operations. When ordering or inquiring about special eyelets, please furnish a sample or drawing and state estimated annual usage.

Examples of some of the special eyelets Stimpson produces are shown below.



Eyelets For Tags, Envelopes, Binders, Polybags

"Tag and Polybag" Flat Flange Eyelets




"Button & String Envelope" Eyelets



Rolled Flange Eyelets for Ribbons, Folders, Financial and Legal Documents



Shoulder Eyelets for Looseleaf Binders



Envelope Snaps and Clasps



A = Aluminum, B = Brass, S = Steel, Z = Zinc

Eyelet Number	Metal	Inches				Millimeters			
		Outside Diameter	Length Under Flange	Flange Diameter	Metal Thickness	Outside Diameter	Length Under Flange	Flange Diameter	Metal Thickness
A22	B,Z	.148/.140	.149	.218	.007	3.76/3.56	3.78	5.54	.178
A34	B,Z	.215/.205	.092	.330	.008	5.46/5.21	2.34	8.38	.203
A35	A,B,S,Z	.260/.250	.132	.375	.008	6.60/6.35	3.35	9.53	.203
A36	A,B,S,Z	.342	.092	.460	.008	8.69	2.34	11.68	.203
A38	B,Z	.343	.131	.468	.009	8.71	3.33	11.89	.229
A168	A,B,Z	.196	.095	.250	.008	4.98	2.41	6.35	.203
A211	A,B,S,Z	.185	.147	.285	.010	4.70	3.73	7.24	.254
A558	B,Z	.356	.110	.475	.010	9.04	2.79	12.07	.254
A737	B,S,Z	.185/.175	.182	.285	.010	4.70/4.45	4.62	7.24	.254
A740	A,B,S	.185	.102	.285	.009	4.70	2.59	7.24	.229
A942*	A,B,S,Z	.185	.145	.312	.008	4.70	3.68	7.92	.203
A1119*	B,Z	.151/.147	.117	.225	.008	3.84/3.73	2.97	5.72	.203
A1403*	B	.148/.140	.149	.218	.007	3.76/3.56	3.78	5.54	.178
A1951	Z	.195/.190	.093	.254	.0115	4.95/4.83	2.36	6.45	.292
A2491	B,S,Z	.245	.095	.324	.010	6.22	2.41	8.23	.254
A2658	B,S	.341	.115	.450	.008	8.66	2.92	11.43	.203
A3576	B	.148/.140	.148	.218	.008	3.76/3.56	3.76	5.54	.203
A3577*	B	.151/.147	.117	.225	.008	3.84/3.73	2.97	5.72	.203
A3730	Z	.194/.188	.088	.256	.0115	4.93/4.78	2.26	6.50	.292

Shoulder Eyelets for Looseleaf Binders											
Stimpson Number	Metal	Outside Diameter	Flange Diameter	Shoulder Length	Tenon Length	Metal Thickness	Outside Diameter	Flange Diameter	Shoulder Length	Tenon Length	Metal Thickness
A2056	B,S	.237/.178	.375	.344	.097	.014	6.02/4.52	9.53	8.85	2.49	.356
A2145	B,S	.237/.180	.375	.495	.094	.0145	6.02/4.57	9.53	12.57	2.39	.368
A3417	S	.204/.176	.375	.357	.062	.012	5.18/4.47	9.53	9.07	1.57	.305
A3634	S	.237/.178	.375	.329	.062	.014	6.02/4.52	9.53	8.36	1.57	.356

* INDICATES SCORED EYELETS

Eyelets with two outside diameter measurements indicate a tapered barrel.

Stimpson Shoe Eyelets

...Always A Step Ahead



Invisible



Rolled



Scored

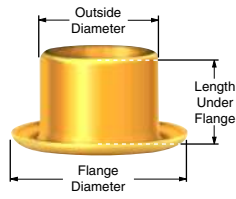
Shoe Eyelet Chart

A = Aluminum, B = Brass, S = Steel

Trade Size	Eyelet Number	Metal	Inches				Millimeters			
			O.D.	L.U.F.	Fig. Dia.	Mtl. Thk.	O.D.	L.U.F.	Fig. Dia.	Mtl. Thk.
#1 Invisible Scored	A2601*	A	.230/.209	.135	.333	.014	5.84/5.31	3.43	8.46	0.36
#2 Invisible Scored	A3639*	A	.184/.156	.136	.298	.014	4.67/3.96	3.45	7.57	0.36
#2 Invisible Scored	A2179*	B,S	.181/.150	.130	.298	.0085	4.60/3.81	3.30	7.57	0.22
#3 Invisible Scored	A2050*	A	.157/.132	.124	.238	.016	3.99/3.35	3.15	6.05	0.41
#3 Invisible Scored	A2068*	A	.175/.146	.124	.255	.016	4.45/3.71	3.15	6.48	0.41
#3 Invisible	A2557*	B,S	.166/.134	.131	.255	.009	4.22/3.40	3.30	6.48	0.23
#00 Roll	A1967	A	.277	.157	.490	.016	7.04	3.99	12.45	0.41
#00 Roll	A2400	B,S	.275	.150	.495	.011	6.99	3.81	12.57	0.28
#00 Long Roll	A3625	A	.282	.182	.493	.016	7.16	4.62	12.52	0.41
#00 Long Roll	A2620	B,S	.280/.272	.180	.488	.012	7.11/6.91	4.57	12.40	0.30
#00 Ex. Long Roll	A3654	A	.280	.210	.495	.016	7.11	5.33	12.57	0.41
J.L. Roll	A1942	A	.321/.288	.222	.515	.018	8.15/7.32	5.64	13.08	0.46
J.L. Roll	A3165	B	.290/.270	.225	.510	.013	7.37/6.86	5.72	12.95	0.33
AA Roll Short	A2690	A	.220	.125	.390	.015	5.59	3.18	9.91	0.38
AA Roll	A2269	A	.220	.168	.390	.015	5.59	4.27	9.91	0.38
AA Roll	A2605	B,S	.215	.150	.390	.008	5.46	3.81	9.91	0.20
AA Flat	A3575	B	.235/.220	.190	.400	.013	5.97/5.59	4.83	10.16	0.33
AA Scored	A2272*	A	.220	.168	.390	.015	5.59	4.27	9.91	0.38
AA Scored	A289*	A,B,S	.215	.165	.390	.008	5.46	4.19	9.91	0.20
AA Long Roll	A2030	A	.220	.188	.390	.015	5.59	4.78	9.91	0.38
AA Long Roll	A2617	B,S	.215	.188	.388	.010	5.46	4.78	9.86	0.25
AA Ex. Long Roll	A3138	A	.227/.220	.220	.385	.018	5.77/5.59	5.59	9.78	0.46
AA Ex. Long Roll	A3433	B,S	.228	.217	.390	.012	5.79	5.51	9.91	0.30
AA Long Scored	A2236*	A	.220	.188	.390	.015	5.59	4.78	9.91	0.38
AA Long Scored	A2711*	B,S	.215	.190	.388	.010	5.46	4.83	9.86	0.25
AA Ex. Long Scored	A3592*	B,S	.215	.215	.388	.010	5.46	5.46	9.86	0.25
#1 Roll	A1928	A	.208/.192	.142	.345	.016	5.28/4.88	3.61	8.76	0.41
#1 Roll	A2282	B,S	.204	.153	.343	.011	5.18	3.89	8.71	0.28
#1 Scored	A2000*	A	.201	.155	.345	.016	5.11	3.94	8.76	0.41
#1 Scored	A2041*	B,S	.204	.153	.343	.011	5.18	3.89	8.71	0.28
#1 Flat Scored	A3115*	B,S	.202	.180	.360	.009	5.13	4.57	9.14	0.23
#1 Long Roll	A1979	A	.200/.190	.182	.343	.016	5.08/4.83	4.62	8.71	0.41
#1 Long Roll	A2380	B,S	.204	.185	.345	.009	5.18	4.70	8.76	0.23
#1 Ex. Long Roll	A1685	A	.200	.212	.343	.016	5.08	5.38	8.71	0.41
#1 Long Scored	A2374*	A	.200/.190	.187	.343	.016	5.08/4.83	4.75	8.71	0.41
#1 Long Scored	A2379*	B,S	.204	.185	.345	.009	5.18	4.70	8.76	0.23
#2 Roll	A2187	A	.177	.138	.300	.016	4.50	3.51	7.62	0.41
#2 Roll	A1387	B,S	.173	.142	.300	.012	4.39	3.61	7.62	0.30
#2 Scored	A2101*	A	.177	.138	.300	.016	4.50	3.51	7.62	0.41
#2 Scored	A2058*	B,S	.183	.142	.300	.010	4.65	3.61	7.62	0.25
#2 Long Roll	A2343	A	.180	.165	.300	.013	4.57	4.19	7.62	0.33
#2 Long Roll	A2372	B,S	.180	.162	.303	.009	4.57	4.11	7.70	0.23
#2 Ex. Long Roll	A2627	A,B	.180	.190	.300	.013	4.57	4.83	7.62	0.33
#2 Long Scored	A2367*	B,S	.180	.162	.303	.009	4.57	4.11	7.70	0.23
#3 Roll	A2014	A	.157	.122	.253	.015	3.99	3.10	6.43	0.38
#3 Roll	A2235	B,S	.158	.135	.250	.008	4.01	3.43	6.35	0.20

* INDICATES SCORED EYELETS

Eyelets with two outside diameter measurements indicate a tapered barrel.



Stimpson Shoe Eyelets provide a variety of sizes, styles and fashion finishes needed to complement your fine footwear styling.



Designer



Hexagon



Telescoping Eyelets

Shoe Eyelet Chart Continued

A = Aluminum, B = Brass, S = Steel

Trade Size	Eyelet Number	Metal	Inches				Millimeters			
			O.D.	L.U.F.	Flg. Dia.	Mtl. Thk.	O.D.	L.U.F.	Flg. Dia.	Mtl. Thk.
#3 Scored	A2227*	A	.157	.122	.253	.015	3.99	3.10	6.43	0.38
#3 Scored	A1202*	B,S	.158	.135	.250	.008	4.01	3.43	6.35	0.20
#3 Long Roll	A2263	A	.158	.150	.255	.015	4.01	3.81	6.48	0.38
#3 Long Scored	A2265*	A	.158	.150	.255	.015	4.01	3.81	6.48	0.38
#3 Long Scored	A2647*	B,S	.156	.160	.255	.010	3.96	4.06	6.48	0.25
#4 Roll	A2013	B	.157	.102	.235	.010	3.99	2.59	5.97	0.25
#4 Long Roll	A2180	A	.158	.122	.235	.012	4.01	3.10	5.97	0.30
#5 Roll	A2232	A	.127	.105	.195	.012	3.23	2.67	4.95	0.30
Designer 500	A2917	A,B	.332	.205	.593	.012	8.43	5.21	15.06	0.30
Designer 618	A2920	B	.275	.130	.495	.011	6.99	3.30	12.57	0.28
Designer 618	A2983	A	.275	.150	.495	.0115	6.99	3.81	12.57	0.29
Designer 289 Scored	A3624*	A	.215	.160	.390	.013	5.46	4.06	9.91	0.33
Designer 942 Scored	A3607*	A,B	.185	.145	.312	.008	4.70	3.68	7.92	0.20
Small Hexagon	A3660	B	.185	.175	.330	.011	4.70	4.45	8.38	0.28
Medium Hexagon	A2096	B	.226/.216	.166	.375	.0126	5.74/5.49	4.22	9.53	0.32
AA Hexagon	A3680	B	.228	.230	.380	.011	5.79	5.84	9.65	0.28
Large Hexagon	A3293	B	.221/.216	.190	.468	.012	5.61/5.49	4.83	11.89	0.30
Large Hexagon Long	A3467	B	.224	.212	.463	.012	5.69	5.38	11.76	0.30
Large Hexagon Heavy	A2626	A,B	.225/.220	.190	.468	.014	5.72/5.59	4.83	11.89	0.36
Military Boot	A2639	A	.297/.285	.198	.490	.016	7.54/7.24	5.03	12.45	0.41
Military Boot Long	A3476	A	.297/.285	.218	.490	.016	7.54/7.24	5.54	12.45	0.41
Ex. Heavy Logging Boot	A3603	B	.230/.221	.220	.390	.018	5.84/5.61	5.59	9.91	0.46

Telescoping Eyelets and Neck Washers

A = Aluminum, B = Brass

Trade Size	Eyelet Number	Metal	Inches				Millimeters			
			Outside Diameter	Length Under Flange	Flange Diameter	Metal Thickness	Outside Diameter	Length Under Flange	Flange Diameter	Metal Thickness
#1 Eyelet	A1928	A	.208/.192	.142	.345	.016	5.28/4.88	3.61	8.76	0.41
#1 Washer	A2217*	A,B	.240	.090	.388	.012	6.10	2.29	9.86	0.30
#1 Long Eyelet	A1979	A	.200/.190	.182	.343	.016	5.08/4.83	4.62	8.71	0.41
#1 Washer	A2217*	A	.240	.090	.388	.012	6.10	2.29	9.86	0.30
AA Eyelet	A2269	A	.220	.168	.390	.015	5.59	4.27	9.91	0.38
AA Washer	A2578*	A	.255	.095	.435	.013	6.48	2.41	11.05	0.33
AA Long Eyelet	A2030	A	.220	.188	.390	.015	5.59	4.78	9.91	0.38
AA Washer	A2578*	A	.255	.095	.435	.013	6.48	2.41	11.05	0.33
#404 Eyelet	A1983	A,B	.268/.212	.165	.455	.016	6.81/5.38	4.19	11.56	0.41
#202 Washer	A2384*	A,B	.255	.119	.448	.013	6.48	3.02	11.38	0.33
#505 Eyelet	A2095	A	.307/.295	.150	.537	.016	7.80/7.49	3.81	13.64	0.41
#303 Washer	A1950*	A	.335	.100	.545	.009	8.51	2.54	13.84	0.23
J.L. Eyelet	A1942	A	.321/.288	.222	.515	.018	8.15/7.32	5.64	13.08	0.46
#303 Washer	A1950*	A	.335	.100	.545	.009	8.51	2.54	13.84	0.23

* INDICATES SCORED EYELETS




Eyelets with two outside diameter measurements indicate a tapered barrel.




Rolled Flange Eyelets



Rolled Flange Eyelets




All Dimensions in Inches
 "GS" Indicates Rolled Flange Graduated Size Eyelet




Eyelet Number	 Outside Diameter	 Length Under Flange	 Flange Diameter	Metal Thickness
GS 2-2	.059	.062	.105	.007
GS 2-3	.059	.093	.105	.007
A2125	.059	.103	.109	.006
GS 2-4	.059	.125	.105	.006
GS 2-5	.059	.156	.105	.007
A3812	.059	.160	.105	.007
GS 2-6	.059	.187	.105	.007
GS 2-7	.059	.219	.105	.007
A2088	.060	.100	.118	.006
A3731	.060	.078	.105	.007
A2157	.061	.095	.118	.006
A1746	.061	.128	.105	.008
A2121	.062	.115	.090	.008
A1280	.062	.115	.110	.008
A1819	.062	.160	.160	.008
A1823	.062	.200	.160	.008
A3834	.062	.200	.160	.008
A259	.063	.053	.105	.007
A1658	.063	.068	.105	.0071
A1908	.063	.070	.095	.007
A1029	.063	.095	.115	.006
A2654	.063	.145	.115	.008
A261	.064	.090	.105	.008
A2301	.064/.062	.140	.138	.0065
A3867	.065	.125	.120	.008
A2268	.065/.059	.145	.115	.008
A1690	.065	.158	.115	.008
A3790	.065	.234	.118	.010
A1012	.066	.085	.105	.005
A1664	.066	.112	.187	.007
A1306	.067	.195	.130	.008
A2089	.069	.143	.115	.008
A825	.069	.153	.115	.008
A2008	.073	.085	.117	.006
A2826	.073	.085	.118	.010
A3878	.073	.102	.103	.008
A1838	.073	.135	.123	.008

Eyelet Number	 Outside Diameter	 Length Under Flange	 Flange Diameter	Metal Thickness
A2962	.073	.190	.123	.008
A3747	.075	.085	.250	.008
A2564	.075	.117	.250	.008
A1710	.075	.125	.140	.008
A3090	.078	.058	.110	.008
A1677	.078	.088	.110	.008
A2086	.078	.146	.125	.005
A3787	.080	.375	.150	.009
A3160	.083	.124	.150	.008
A2543	.083	.159	.150	.008
A3529	.083	.202	.150	.009
A593	.085	.100	.150	.008
A151	.085	.120	.145	.008
A1150	.085	.170	.165	.008
A564	.086	.190	.165	.008
A3199	.086	.344	.150	.009
A3101	.087	.098	.170	.013
A3025	.087	.125	.170	.013
A1935	.087	.166	.165	.008
A2853	.087	.187	.170	.013
A1552	.088	.330	.180	.014
A1086	.088	.413	.180	.0105
A1027	.088	.453	.180	.0105
GS 3-3	.089	.093	.150	.009
A3759	.089	.093	.185	.009
A3302	.089	.105	.150	.009
A2831	.089	.105	.150	.012
A3099	.089	.110	.150	.012
GS 3-4	.089	.125	.150	.009
A3665	.089	.125	.150	.009
A1944	.089	.130	.147	.008
A3523	.089	.150	.150	.009
GS 3-5	.089	.156	.150	.009
GS 3-6	.089	.187	.150	.009
A2990	.089	.205	.200	.009
GS 3-7	.089	.219	.150	.009
GS 3-8	.089	.250	.150	.009

Rolled Flange Eyelets




All Dimensions in Inches
 "GS" Indicates Rolled Flange Graduated Size Eyelet




Eyelet Number	 Outside Diameter	 Length Under Flange	 Flange Diameter	Metal Thickness
A3235	.089	.250	.200	.009
GS 3-9	.089	.281	.150	.009
A3186	.089	.281	.150	.011
GS 3-10	.089	.312	.150	.009
A3425	.089	.312	.160	.009
A3658	.089	.317	.150	.009
A1001	.089	.335	.180	.0105
A2676	.089	.341	.235	.009
GS 3-11	.089	.344	.150	.009
A2707	.089	.350	.180	.0105
GS 3-12	.089	.375	.150	.009
A3242	.089	.421	.145	.010
A3617	.090	.120	.187	.0085
A877	.090	.125	.145	.008
A2833	.090	.133	.187	.0085
A2023	.090	.135	.187	.0085
A2302	.090	.190	.170	.009
A1305	.090	.215	.170	.009
A505	.090	.250	.170	.009
A524	.090	.280	.170	.009
A795	.093	.095	.175	.008
A787	.093	.132	.172	.008
A2445	.093	.217	.188	.016
A2461	.093	.342	.188	.016
A2418	.095	.110	.170	.008
A1425	.095	.180	.195	.009
A3420	.095	.372	.175	.012
A1788	.095	.495	.187	.010
A1485	.096	.140	.250	.010
A2472	.096	.147	.245	.009
A1236	.097	.188	.170	.013
A1383	.098	.135	.156	.009
A2010	.098	.145	.140	.0085
A334	.098	.165	.156	.009
A3135	.098	.355	.188	.012
A995	.100	.157	.169	.015
A876	.100/.090	.175	.170	.0085

Eyelet Number	 Outside Diameter	 Length Under Flange	 Flange Diameter	Metal Thickness
A679	.100	.290	.195	.010
A611	.101	.322	.200	.009
A2955	.103	.084	.193	.008
A1546	.103	.165	.187	.009
A1226	.104	.120	.235	.0126
A1136	.104	.145	.265	.010
A2936	.105/.092	.185	.266	.011
A3704	.106	.323	.169	.010
A3703	.106	.498	.169	.010
A254	.107	.160	.245	.010
A3543	.107	.425	.195	.011
A3645	.108	.130	.182	.009
A1905	.108	.150	.182	.009
A1789	.108	.475	.203	.0105
A1089	.109	.406	.201	.0105
A1377	.109	.407	.185	.0105
A1014	.109	.452	.201	.0105
A1841	.109	.462	.187	.0105
A2638	.110	.170	.460	.016
A3279	.110	.198	.550	.016
A1892	.110	.203	.190	.011
A3588	.110	.212	.460	.016
A1891	.110	.233	.190	.011
A3534	.110	.275	.187	.010
A1890	.110	.318	.190	.011
A1883	.110	.363	.190	.011
A2541	.110	.380	.200	.011
A2278	.110	.460	.250	.0105
A729	.110	.500	.250	.011
A1173	.111	.283	.205	.010
A2610	.111	.290	.200	.010
A1378	.112	.155	.200	.009
A1349	.112	.178	.200	.010
A661	.112	.203	.200	.010
A769	.113	.335	.225	.0105
A2102	.113	.359	.187	.012
A3131	.113	.390	.187	.013

Rolled Flange Eyelets

All Dimensions in Inches
 "GS" Indicates Rolled Flange Graduated Size Eyelet


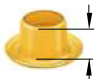

Eyelet Number	 Outside Diameter	 Length Under Flange	 Flange Diameter	Metal Thickness
A3479	.113	.437	.187	.013
A2628	.113	.450	.222	.013
A1887	.114	.312	.198	.013
A3184	.115	.145	.375	.010
A3701	.115	.170	.185	.010
A3700	.115	.200	.185	.010
A3699	.115	.220	.185	.010
A3698	.115	.250	.185	.010
A650	.115	.265	.210	.010
A840	.115	.295	.210	.010
A1533	.115	.320	.218	.010
A680	.115	.355	.218	.012
A2097	.116	.127	.329	.010
A2094	.116	.127	.375	.010
A793	.116	.130	.200	.009
A3811	.117	.187	.200	.0095
A898	.117	.240	.210	.008
A1034	.117	.255	.175	.008
A2189	.117	.347	.195	.012
A2238	.117	.350	.210	.012
A3452	.117	.425	.195	.010
A3152	.118	.118	.177	.007
A2961	.118	.125	.200	.015
A1507	.118	.182	.225	.013
A2903	.118	.185	.220	.013
A2308	.118	.190	.175	.008
A2878	.118	.217	.220	.013
A3093	.118	.275	.200	.013
A2876	.118	.275	.220	.013
A1906	.118	.320	.225	.013
A635	.118	.567	.250	.011
A3244	.119	.245	.500	.011
A481	.119	.430	.250	.010
A1360	.120	.045	.305	.032
A2913	.120	.218	.235	.008
A1177	.120	.230	.210	.011
A2087	.120	.234	.218	.0126




Eyelet Number	 Outside Diameter	 Length Under Flange	 Flange Diameter	Metal Thickness
A1733	.120	.260	.210	.0105
A2469	.120	.265	.200	.0126
A2083	.120	.265	.218	.0126
A2077	.120	.328	.218	.0126
A2441	.120	.331	.200	.0126
A473	.120	.520	.250	.011
A2092	.120	.650	.218	.013
A2665	.120	.656	.200	.0126
GS 4-3	.121	.093	.200	.0095
A1981	.121	.107	.178	.009
A3300	.121	.110	.200	.009
GS 4-4	.121	.125	.200	.009
A1452	.121	.128	.220	.010
A3303	.121	.140	.200	.0095
A2969	.121	.156	.200	.0095
GS 4-5	.121	.156	.200	.0095
GS 4-6	.121	.187	.200	.0095
GS 4-7	.121	.219	.200	.0095
GS 4-8	.121	.250	.200	.0095
GS 4-9	.121	.281	.200	.0095
GS 4-10	.121	.312	.200	.0095
GS 4-11	.121	.344	.200	.0095
GS 4-12	.121	.375	.200	.010
A546	.121	.405	.250	.011
A3611	.121	.408	.200	.010
A2231	.121	.437	.199	.013
A2672	.121	.469	.200	.010
A946	.121	.620	.250	.0126
A3648	.121	.620	.250	.0126
A2954	.122	.074	.193	.008
A1737	.122	.218	.230	.016
A743	.122	.225	.195	.013
A2630	.122	.427	.187	.013
A2629	.122	.480	.199	.013
A3663*	.122	.480	.199	.013
A987	.122	.908	.245	.013
A3424	.123/.114	.171	.420	.015

* INDICATES SCORED EYELETS

Rolled Flange Eyelets




All Dimensions in Inches
 "GS" Indicates Rolled Flange Graduated Size Eyelet




Eyelet Number	 Outside Diameter	 Length Under Flange	 Flange Diameter	Metal Thickness
A3435	.123/.114	.181	.420	.015
A2536	.123	.237	.235	.018
A1735	.123	.340	.250	.015
A2884	.123	.359	.253	.010
A2540	.123	.362	.235	.018
A1614	.123	.380	.250	.015
A2295	.123	.390	.200	.016
A1833	.123	.390	.250	.016
A2943	.123	.423	.218	.016
A830	.123	.760	.250	.0135
A492	.124	.150	.245	.010
A2365	.124	.445	.350	.018
A2437	.125	.175	.250	.022
A3734	.125	.175	.312	.012
A3733	.125	.175	.385	.012
A2364	.125	.232	.365	.022
A2296	.125	.237	.250	.022
A2405	.125	.299	.250	.024
A983	.125	.300	.200	.010
A1355	.125	.300	.240	.016
A2904	.125	.325	.207	.022
A1777	.125	.330	.250	.014
A2386	.125	.357	.365	.022
A2457	.125	.390	.218	.013
A2894	.126	.205	.200	.010
A1299	.126	.230	.200	.010
A1899	.126	.455	.375	.0105
A2262	.127	.092	.195	.012
A2232	.127	.105	.195	.012
A1184	.127/.119	.170	.187	.010
A2455	.127	.185	.250	.018
A1811	.128	.120	.200	.009
A1651	.130	.107	.220	.010
A419	.130	.158	.220	.010
A2120	.130/.120	.165	.213	.014
A1059	.130	.255	.250	.014
A1139	.132	.285	.406	.013

Eyelet Number	 Outside Diameter	 Length Under Flange	 Flange Diameter	Metal Thickness
A2618	.135	.156	.214	.010
A916	.135	.180	.235	.010
A3828	.137/.133	.120	.225	.009
A2890	.138	.125	.245	.010
A1790	.138	.201	.275	.0105
A1740	.138	.263	.275	.010
A1696	.138	.285	.245	.010
A957	.138	.325	.275	.010
A1559	.138	.328	.225	.010
A1612	.138	.328	.245	.010
A78	.139	.235	.250	.009
A345	.140	.117	.265	.025
A2350	.140/.122	.140	.320	.010
A1075	.140	.275	.375	.013
A3128	.141	.170	.215	.009
A1772	.141	.185	.280	.008
A2298	.141	.260	.215	.009
A1475	.142/.126	.247	.281	.010
A3328	.143	.161	.224	.006
A557	.143	.185	.235	.013
A1204	.143	.235	.280	.010
A3432	.143	.242	.295	.023
A1444	.144	.094	.230	.008
A554	.145	.127	.250	.020
A265	.146	.113	.225	.008
A448	.147	.163	.225	.008
A2906	.147	.195	.278	.014
A718	.148	.397	.305	.013
A2817	.148	.505	.225	.013
A1311	.149	.465	.315	.0115
GS 5-3	.152	.093	.245	.010
A3770	.152	.125	.229	.010
GS 5-4	.152	.125	.245	.010
GS 5-5	.152	.156	.245	.010
A1402	.152	.175	.260	.010
GS 5-6	.152	.187	.245	.010
A2958	.152	.187	.312	.010

Rolled Flange Eyelets

All Dimensions in Inches
 "GS" Indicates Rolled Flange Graduated Size Eyelet




Eyelet Number	 Outside Diameter	 Length Under Flange	 Flange Diameter	Metal Thickness
GS 5-7	.152	.219	.245	.010
GS 5-8	.152	.250	.245	.010
A3232	.152	.250	.312	.010
GS 5-9	.152	.281	.245	.010
A3030	.152	.312	.220	.010
GS 5-10	.152	.312	.245	.010
GS 5-11	.152	.344	.245	.010
A2902	.152	.360	.220	.010
GS 5-12	.152	.375	.245	.010
A3446	.152	.375	.245	.010
A2897	.152	.385	.220	.010
A2900	.152	.390	.250	.018
A3154	.152	.415	.220	.013
A2398	.152	.470	.220	.013
A1709	.154	.440	.625	.014
A878	.155	.120	.250	.020
A182	.155	.165	.365	.010
A222	.155	.187	.260	.010
A3873	.156	.156	.234	.010
A2647*	.156	.160	.255	.010
A2957	.156	.310	.280	.020
A2013	.157	.102	.235	.010
A2014	.157	.122	.253	.015
A2227*	.157	.122	.253	.015
A3150	.157	.256	.256	.016
A1617	.157	.462	.687	.014
A1630	.157	.532	.312	.0145
A426	.157	.615	.300	.013
A2180	.158	.122	.235	.012
A1202*	.158	.135	.250	.008
A2235	.158	.135	.250	.008
A2263	.158	.150	.255	.015
A2265*	.158	.150	.255	.015
A253	.158	.210	.250	.010
A2273	.158	.250	.500	.014
A1483	.158	.325	.555	.020
A1631	.158	.350	.500	.014


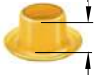

Eyelet Number	 Outside Diameter	 Length Under Flange	 Flange Diameter	Metal Thickness
A1616	.158	.397	.550	.014
A3216	.158	.431	.550	.015
A1704	.159	.291	.550	.016
A3503	.159	.347	.252	.010
A1045	.160	.130	.250	.010
A3259	.160	.136	.550	.020
A555	.160/.153	.180	.250	.010
A3649	.160	.198	.550	.016
A2300	.160	.198	.550	.020
A1422	.162	.182	.245	.013
A615*	.163	.145	.300	.008
A1437	.163	.222	.245	.013
A423	.163	.415	.300	.013
A2828	.163	.429	.260	.013
A2526	.164	.620	.260	.013
A2816	.165	.156	.258	.010
A1011	.170	.147	.260	.008
A41	.171	.270	.281	.010
A456	.172	.355	.375	.013
A1387	.173	.142	.300	.012
A2922	.173	.255	.250	.008
A424	.173/.164	.500	.300	.013
A3450	.174	.235	.285	.011
A1767	.174	.318	.687	.014
A1625	.174	.474	.687	.014
A171*	.175	.140	.281	.008
A1825	.175	.657	.285	.013
A2126	.176	.272	.270	.011
A2101*	.177	.138	.300	.016
A2187	.177	.138	.300	.016
A3234	.177	.234	.235	.010
A526	.177	.287	.281	.010
A46	.177	.335	.310	.010
A868	.180	.101	.312	.025
A2367*	.180	.162	.303	.009
A2372	.180	.162	.303	.009
A2343	.180	.165	.300	.013

* INDICATES SCORED EYELETS

Rolled Flange Eyelets

All Dimensions in Inches
 "GS" Indicates Rolled Flange Graduated Size Eyelet

Eyelet Number	 Outside Diameter	 Length Under Flange	 Flange Diameter	Metal Thickness
A175	.180	.180	.320	.008
A2627	.180	.190	.300	.013
A3194	.180	.190	.300	.013
A2674	.180	.342	.235	.010
GS 6-3	.183	.093	.290	.0105
GS 6-4	.183	.125	.290	.0105
A3688	.183	.125	.290	.0105
A3774	.183	.125	.290	.0105
A2058*	.183	.142	.300	.010
A3394	.183	.145	.312	.008
GS 6-5	.183	.156	.290	.0105
A3632	.183	.156	.290	.0105
A3290	.183	.182	.312	.010
GS 6-6	.183	.187	.290	.0105
A3225	.183	.187	.312	.0105
GS 6-7	.183	.219	.290	.0105
GS 6-8	.183	.250	.290	.0105
GS 6-9	.183	.281	.290	.0105
A2279	.183	.287	.281	.016
A1879	.183	.295	.281	.016
GS 6-10	.183	.312	.290	.0105
A2743	.183	.315	.310	.015
GS 6-11	.183	.344	.290	.0105
A3711	.183	.345	.310	.018
GS 6-12	.183	.375	.290	.0105
GS 6-13	.183	.406	.290	.0105
GS 6-14	.183	.437	.290	.0105
A2313*	.185	.095	.295	.009
A3598	.185	.095	.295	.009
A1900*	.185	.095	.312	.009
A740	.185	.102	.285	.009
A1862*	.185	.130	.312	.008
A942*	.185	.145	.312	.008
A211	.185	.147	.285	.010
A3595*	.185	.155	.312	.009
A737	.185/.175	.182	.285	.010
A1730	.185	.187	.285	.010

Eyelet Number	 Outside Diameter	 Length Under Flange	 Flange Diameter	Metal Thickness
A631	.185	.202	.312	.008
A1441	.185	.440	.312	.013
A1880	.185	.445	.290	.013
A1046	.186	.305	.281	.011
A326	.187	.159	.281	.030
A3044	.187	.320	.281	.028
A274	.187	.365	.312	.013
A2643	.187	.485	.312	.012
A2640	.187	.530	.312	.012
A3872	.189	.187	.290	.010
A3164	.189	.272	.340	.011
A2428	.189	.365	.340	.011
A2151	.190	.100	.280	.008
A3530	.190	.140	.290	.0105
A1366	.190/.178	.160	.345	.010
A1885	.190	.180	.320	.008
A1021	.193	.270	.300	.011
A799	.194	.080	.340	.013
A2694*	.195	.152	.295	.008
A881	.195	.176	.437	.0135
A2067	.195	.213	.275	.010
A653	.195	.375	.325	.010
A2534	.196	.300	.267	.009
A2028	.197	.213	.275	.010
A917*	.198/.190	.165	.350	.008
A1055	.198	.180	.312	.011
A2284	.200/.185	.152	.283	.010
A1806*	.200/.190	.182	.343	.016
A1979	.200	.182	.343	.016
A2374*	.200/.190	.187	.343	.016
A3724	.200	.212	.343	.010
A1685	.200	.212	.343	.016
A1931	.200	.810	.937	.018
A1668*	.201	.146	.345	.017
A2000*	.201	.155	.345	.016
A2358	.202	.143	.403	.0135
A1436	.202	.188	.300	.013

* INDICATES SCORED EYELETS

Rolled Flange Eyelets

All Dimensions in Inches
 "GS" Indicates Rolled Flange Graduated Size Eyelet




Eyelet Number	Outside Diameter	Length Under Flange	Flange Diameter	Metal Thickness
A1445	.202	.210	.403	.0135
A3533	.202	.279	.340	.011
A1897	.203	.470	.906	.018
A1861	.203	.520	.937	.018
A2041*	.204	.153	.343	.011
A2282	.204	.153	.343	.011
A2379*	.204	.185	.345	.009
A2380	.204	.185	.345	.009
A3221*	.204	.205	.393	.010
A1396	.205/.190	.153	.350	.010
A2240	.205	.199	.500	.012
A1423	.205	.250	.403	.013
A1669	.205	.365	.325	.015
A1928	.208/.192	.142	.345	.016
A1433	.208	.210	.408	.013
A835	.208	.465	.360	.014
A2599*	.209	.090	.268	.009
A1874	.210	.107	.285	.008
A3250	.210	.160	.285	.008
A1873	.210	.192	.285	.008
A208	.210	.210	.400	.016
A520	.211	.512	.375	.0145
A2596*	.212	.090	.268	.009
A435	.213	.365	.345	.013
GS 7-3	.215	.093	.340	.011
GS 7-4	.215	.125	.340	.011
A2556	.215	.135	.312	.011
A2605	.215	.150	.390	.008
GS 7-5	.215	.156	.340	.011
A289*	.215	.165	.390	.008
GS 7-6	.215	.187	.340	.011
A1392*	.215	.188	.375	.010
A2617	.215	.188	.388	.010
A2711*	.215	.190	.388	.010
A938	.215	.215	.345	.0126
A3592*	.215	.215	.388	.010
GS 7-7	.215	.219	.340	.011




Eyelet Number	Outside Diameter	Length Under Flange	Flange Diameter	Metal Thickness
A2306	.215	.237	.500	.011
GS 7-8	.215	.250	.340	.011
GS 7-9	.215	.281	.340	.011
GS 7-10	.215	.312	.340	.011
GS 7-11	.215	.344	.340	.011
GS 7-12	.215	.375	.340	.011
GS 7-13	.215	.406	.340	.011
GS 7-14	.215	.437	.340	.011
A3162	.215	.580	.365	.014
A1420	.216	.237	.550	.016
A1430	.216	.295	.550	.015
A1215	.218	.120	.468	.013
A2690	.220	.125	.390	.015
A2269	.220	.168	.390	.015
A2272*	.220	.168	.390	.015
A1439	.220	.175	.558	.016
A2030	.220	.188	.390	.015
A2236*	.220	.188	.390	.015
A3484	.220	.325	.437	.035
A364	.221	.225	.345	.010
A3311	.223/.216	.220	.385	.016
A3491*	.223/.216	.220	.385	.016
A3865	.223/.218	.275	.455	.010
A3769	.225	.221	.398	.012
A798	.226	.118	.415	.010
A3740	.226	.191	.400	.012
A2446	.226	.365	.380	.016
A1726	.226	.642	.375	.016
A2576	.227	.188	.390	.030
A3138	.227/.220	.220	.385	.018
A3233	.227/.220	.220	.450	.018
A1193	.227	.270	.500	.020
A3433	.228	.217	.390	.012
A3866	.229/.220	.250	.460	.018
A62	.230	.140	.330	.0085
A3581	.230	.175	.390	.010
A3603	.230/.221	.220	.390	.018

* INDICATES SCORED EYELETS

Rolled Flange Eyelets

All Dimensions in Inches
 "GS" Indicates Rolled Flange Graduated Size Eyelet

Eyelet Number	 Outside Diameter	 Length Under Flange	 Flange Diameter	Metal Thickness
A3085	.230/.222	.245	.457	.011
A1128	.233/.210	.155	.460	.012
A1365*	.235/.225	.118	.428	.011
A1712	.235	.300	.375	.025
A1571	.236	.211	.406	.010
A2264	.238/.228	.225	.325	.013
A2109	.240	.075	.297	.008
A2217*	.240	.090	.388	.012
A354	.240	.160	.395	.014
A1148	.240	.183	.500	.020
A994	.240	.205	.350	.016
A2994	.240	.465	.375	.016
A1487	.240	.590	.375	.016
A1783	.240	.595	.375	.016
A1155*	.243	.125	.425	.010
A3286	.245	.469	.343	.016
A2003	.245	.547	.343	.016
A2413	.245	.610	.343	.016
A1960	.245	.672	.343	.016
A2063	.245	.702	.343	.016
A3661	.246	.084	.385	.010
GS 8-3	.246	.093	.385	.011
A240	.246	.100	.360	.010
GS 8-4	.246	.125	.385	.011
GS 8-5	.246	.156	.385	.011
A2595	.246	.156	.385	.025
GS 8-6	.246	.187	.385	.011
GS 8-7	.246	.219	.385	.011
A3687	.246	.219	.385	.015
GS 8-8	.246	.250	.385	.011
GS 8-9	.246	.281	.385	.011
GS 8-10	.246	.312	.385	.011
GS 8-11	.246	.344	.385	.011
GS 8-12	.246	.375	.385	.011
GS 8-13	.246	.406	.385	.011
GS 8-14	.246	.437	.385	.011
A1816	.246	.440	.435	.014

Eyelet Number	 Outside Diameter	 Length Under Flange	 Flange Diameter	Metal Thickness
A3437	.246	.475	.385	.014
A2820	.246	.475	.435	.014
A1394	.250	.112	.406	.025
A2984	.250	.540	.425	.030
A2578*	.255	.095	.435	.013
A3574*	.255	.119	.448	.010
A2384*	.255	.119	.448	.013
A3553	.255/.230	.217	.390	.018
A614	.260	.155	.468	.010
A1074	.260	.400	.375	.016
A3345	.263/.212	.165	.455	.016
A1246	.263	.335	.375	.016
A1983	.268/.212	.165	.455	.016
A665*	.270/.250	.078	.468	.008
A52	.270	.153	.406	.010
A2357	.271	.328	.500	.010
A618	.273	.185	.450	.008
A1453	.273	.187	.406	.009
A63	.275/.263	.167	.406	.010
A2920	.275	.130	.495	.011
A2400	.275	.150	.495	.0115
A2983	.275	.150	.495	.0115
A1784	.275	.155	.531	.010
A58	.275/.265	.205	.406	.013
A1756	.275	.215	.545	.0115
A160	.275	.225	.469	.010
A3026*	.275	.225	.469	.010
A1967	.277	.157	.490	.016
A2312	.280/.272	.180	.480	.012
A3119	.280/.272	.180	.480	.013
A2620	.280/.272	.180	.488	.012
A2908	.280	.192	.493	.016
A3654	.280	.210	.495	.016
A3871*	.280	.235	.495	.016
A1494	.281	.290	.500	.036
A3625	.282	.182	.493	.016
A1272	.283	.235	.468	.016

* INDICATES SCORED EYELETS

Rolled Flange Eyelets

All Dimensions in Inches
 "GS" Indicates Rolled Flange Graduated Size Eyelet




Eyelet Number	Outside Diameter	Length Under Flange	Flange Diameter	Metal Thickness
A605	.285	.045	.525	.017
A3089	.285/.268	.208	.495	.018
A57	.285	.277	.406	.014
A764	.285	.345	.390	.016
A3165	.290/.270	.225	.510	.013
A1281	.290	.255	.531	.013
A2874*	.293	.150	.537	.016
A3206	.294	.190	.440	.020
A1963	.295	.130	.545	.010
A1250	.295/.285	.140	.535	.010
A1181	.295/.285	.155	.535	.010
A1192	.295	.345	.500	.020
A2639	.297/.285	.198	.490	.016
A3476	.297/.285	.218	.490	.016
A3344	.300/.293	.220	.510	.018
A2575	.302	.320	.385	.010
A3168	.304	.851	.424	.018
A53	.305/.295	.180	.468	.008
A68	.305	.387	.425	.013
A2095	.307/.295	.150	.537	.016
A763	.308	.800	.525	.025
A1998	.310/.290	.120	.540	.016
A1503	.312	.125	.440	.025
A1416	.312	.215	.690	.013
A2609	.312	.290	.500	.025
A3535	.312	.312	.460	.012
A762	.312	.635	.530	.028
A3263	.312	.840	.530	.028
A3696	.315	.193	.687	.011
A2972	.316	.110	.431	.010
A3348	.317/.313	.248	.460	.014
A1197*	.318/.310	.100	.531	.010
A1949	.321/.288	.222	.505	.018
A1942	.321/.288	.222	.515	.018
A1077	.325/.275	.143	.545	.013
A948	.325	.200	.470	.018
A1116	.325	.415	.437	.016




Eyelet Number	Outside Diameter	Length Under Flange	Flange Diameter	Metal Thickness
A297	.330/.320	.175	.468	.020
A1635	.330	.316	.475	.016
A500	.332	.185	.593	.010
A2917	.332	.205	.593	.012
A1950*	.335	.100	.545	.009
A3462*	.335	.100	.545	.009
A563	.335/.327	.233	.460	.014
A1984*	.338/.255	.107	.445	.013
A1190	.340	.243	.600	.013
A1479	.341	.100	.468	.020
A1480	.341	.120	.468	.020
A1481	.341	.135	.468	.020
A1482	.341	.170	.468	.020
A1490	.341	.220	.468	.020
A60	.341	.275	.468	.014
A69	.341	.403	.470	.018
A213	.343	.230	.594	.013
A2368	.345	.150	.468	.009
A1650	.346	.325	.450	.013
A1057	.350	.080	.468	.016
A2744	.350	.187	.592	.016
A1379	.350	.335	.595	.013
A1339*	.355	.075	.565	.010
A1146	.355	.250	.750	.050
A617	.356	.355	.562	.020
A1708	.356	.477	.675	.013
A2535	.357	.175	.780	.016
A2486	.357	.270	.780	.016
A2703	.357	.358	.780	.016
A2127	.364	.335	.593	.016
A3824	.364	.418	.593	.016
A1340*	.375	.105	.705	.010
A1465	.375	.130	.525	.029
A1627	.375/.335	.245	.705	.013
A2098	.375/.350	.245	.705	.013
A1611	.375	.255	.625	.0253
A1904	.382	.237	.687	.036

* INDICATES SCORED EYELETS

Rolled Flange Eyelets

All Dimensions in Inches
 "GS" Indicates Rolled Flange Graduated Size Eyelet

Eyelet Number	 Outside Diameter	 Length Under Flange	 Flange Diameter	Metal Thickness
A2952	.382	.335	.593	.016
A1457	.385/.335	.305	.705	.013
A1673	.385/.355	.305	.705	.013
A1755	.385/.355	.308	.656	.013
A1224	.390	.260	.580	.012
A3697	.391	.223	.815	.011
A2634	.394	.347	.880	.036
A2891	.394	.347	.880	.036
A3493	.395	.270	.780	.014
A2353	.396	.325	.745	.010
A3567	.396	.430	.745	.013
A556	.405	.145	.595	.013
A1551	.408	.160	.625	.013
A61	.410	.357	.515	.013
A3125	.410	.411	.515	.013
A3177	.410	.500	.515	.013
A3403	.413	.245	.750	.014
A928	.413	.250	.750	.014
A1348	.421	.348	.625	.032
A3637	.422	.155	.590	.010
A1863	.424	.210	.820	.011
A977	.425/.390	.174	.812	.012
A230	.430/.420	.160	.687	.013
A1937	.435/.425	.245	.750	.013
A964	.435/.425	.255	.750	.013
A3726	.437	.140	.605	.010
A2632	.437	.380	.660	.014
A1390	.440	.310	.870	.016
A3266	.455	.515	.625	.016
A3270	.455	.925	.625	.016
A1372	.460	.090	.570	.0105
A3630*	.460/.445	.095	.840	.013
A738	.460	.207	.640	.0135
A536	.465/.365	.310	.870	.016
A704	.468	.165	.687	.012
A360	.468	.430	.660	.016
A1370	.470	.198	.968	.016

Eyelet Number	 Outside Diameter	 Length Under Flange	 Flange Diameter	Metal Thickness
A3898	.495	.234	.850	.015
A3899	.495	.489	.850	.015
A1219*	.500/.485	.095	.840	.013
A1469	.500	.160	.687	.036
A1026	.500/.400	.180	.815	.025
A1463	.500	.190	.690	.035
A1659	.500	.221	.690	.035
A1807	.507	.240	.650	.013
A3655*	.520/.515	.125	.945	.014
A363	.520	.195	.625	.014
A509	.530	.260	.690	.011
A950	.536	.160	.687	.010
A1279	.538	.350	.815	.015
A3001	.538	.350	.815	.015
A2999	.544	.470	.750	.021
A3455	.562	.812	.875	.016
A3454	.562	.875	1.120	.016
A3893	.563/.561	.450	.875	.016
A400	.565	.155	.734	.013
A1007	.575	.249	.735	.012
A3710	.590/.520	.235	.884	.012
A3721*	.590/.575	.125	1.050	.015
A2572	.600	.237	1.093	.028
A3161	.625	.358	.900	.032
A1210	.635	.298	.750	.025
A2292	.635	.442	.750	.025
A1133	.648	.128	.812	.0126
A2528	.657	.260	.940	.017
A1158	.660	.110	.940	.0105
A1901	.687	.313	.937	.016
A3589	.687	.330	.812	.016
A1391	.688/.683	.313	.938	.020
A1301	.760/.645	.340	1.190	.016
A1541	.765	.224	.950	.010
A1736	.778	.325	.953	.010
A510	.780	.138	.940	.013
A1774	.780/.662	.355	1.125	.016

* INDICATES SCORED EYELETS

Rolled Flange Eyelets

All Dimensions in Inches
 "GS" Indicates Rolled Flange Graduated Size Eyelet

Eyelet Number	Outside Diameter	Length Under Flange	Flange Diameter	Metal Thickness
A2802	.790	.790	1.102	.020
A1268	.812	.219	1.500	.014
A676	.815	.170	1.000	.014
A396	.815/.795	.240	1.040	.014
A1341	.875/.725	.425	1.535	.025
A592	.900/.880	.335	1.175	.016
A707	.906	.245	1.400	.016
A1058	.915	.090	1.062	.016
A910	.937	.135	1.125	.013
A1124	.955	.155	1.312	.013
A2865	.970	.165	1.170	.011
A1413	.985	.130	1.170	.008

Eyelet Number	Outside Diameter	Length Under Flange	Flange Diameter	Metal Thickness
A1123	.990	.170	1.312	.013
A1643	1.102	.359	1.312	.0201
A1267	1.187	.218	1.875	.014
A3166	1.207	.245	1.740	.016
A727	1.245/1.235	.275	1.850	.020
A998	1.406	.260	1.665	.013
A935	1.495	.125	1.760	.016
A1129	1.497/1.492	.180	1.937	.013
A1576	1.562	.395	2.180	.025
A1419	2.000	.135	2.312	.020



ISO 9001 Certified

1515 SW 13th Court • Pompano Beach, FL 33069-4710
 (877) 765-0748 • Fax: (954) 545-7440
 Web Site: www.stimpson.com
 E-Mail: customer_service@stimpson.com




**...the
 world's
 largest
 producer
 of eyelets...**




Flat Flange Eyelets



Flat Flange Eyelets




All Dimensions in Inches
 "GSF" Indicates Flat Flange Graduated Size Eyelet




Eyelet Number	 Outside Diameter	 Length Under Flange	 Flange Diameter	Metal Thickness
A1850	.045	.100	.073	.0055
A3802	.047	.093	.125	.006
A3736	.047	.100	.078	.0055
A2214	.047	.125	.080	.006
A1751	.048	.055	.072	.0063
A3062	.048	.065	.072	.0063
A1996	.048	.095	.067	.0056
A1041	.048	.095	.075	.005
A1484	.048	.095	.080	.0055
A1633	.048	.096	.072	.006
A2206	.048	.109	.072	.0063
A3306	.048	.157	.072	.0063
A3569	.053	.062	.080	.008
A3060	.053	.062	.105	.008
A3868	.058	.060	.089	.005
A1486	.059	.095	.090	.005
A2965	.059	.100	.100	.009
A1985	.059	.110	.090	.0056
A3482	.059	.110	.110	.009
A2090	.059	.112	.109	.006
A3004	.059	.115	.090	.0056
A3564	.059	.120	.110	.010
A2883	.059	.125	.090	.009
A2500	.059	.134	.115	.006
A3183	.059	.134	.150	.008
A3860	.059	.198	.115	.007
A2347	.060	.133	.093	.0065
A2078	.061	.296	.110	.009
A1846	.061	.296	.156	.009
A3877	.061	.304	.110	.009
A3727	.062	.101	.105	.009
A3629	.062	.114	.110	.008
A1675	.062	.122	.110	.008
A1523	.062	.175	.115	.008
A1521	.062	.212	.115	.008
A1656	.063	.212	.085	.008
A3220	.065	.055	.110	.0055

Eyelet Number	 Outside Diameter	 Length Under Flange	 Flange Diameter	Metal Thickness
A1786	.065	.119	.190	.009
A3261	.065	.119	.212	.009
A2007	.065	.257	.105	.008
A2064	.065	.257	.130	.008
A2410	.065	.287	.130	.008
A1227	.066	.182	.115	.008
A1982	.067	.180	.203	.0105
A1524	.067	.207	.130	.008
A1744	.068	.092	.087	.006
A1994	.068	.103	.097	.0056
A1039	.068	.103	.115	.0056
A1078	.071	.099	.115	.0056
A2580	.071	.110	.124	.007
A1848	.072	.192	.203	.008
A1888	.072	.197	.203	.008
A1273	.073	.177	.115	.008
A2070	.073	.282	.140	.008
A3095	.074	.189	.115	.008
A2677	.075	.037	.112	.008
A3219	.075/.070	.066	.125	.015
A1853	.075	.162	.115	.008
A1285	.075	.162	.125	.008
A1694	.078	.077	.110	.008
A1701	.078	.092	.110	.008
A921	.078	.124	.156	.0056
A3205	.078	.188	.187	.007
A1581	.080	.133	.150	.0126
A1470	.080	.157	.312	.008
A2682	.080	.453	.120	.010
A1684	.081	.087	.115	.008
A1639	.081	.102	.115	.008
A809	.081	.102	.125	.008
A1866	.081	.110	.115	.007
A3656	.081	.114	.125	.008
A3753	.081	.114	.125	.008
A2559	.081	.115	.115	.008
A1492	.081	.162	.400	.008

Flat Flange Eyelets


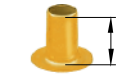

All Dimensions in Inches
 GSF Indicates Flat Flange Graduated Size Eyelet




Eyelet Number	 Outside Diameter	 Length Under Flange	 Flange Diameter	Metal Thickness
A1321	.082	.057	.140	.008
A1749	.082	.072	.140	.008
A3474	.082	.072	.140	.008
A3149	.082/.073	.148	.150	.008
A2591	.083	.177	.125	.008
A3190	.083	.195	.125	.008
A2573	.084	.060	.112	.008
A161	.084	.107	.135	.008
A1221	.086	.440	.157	.010
A1005	.087/.080	.188	.167	.0071
A2633	.087	.378	.135	.008
A2930	.087	.388	.135	.008
A1287	.087	.395	.140	.010
A1442	.088	.090	.130	.005
A2976	.088	.092	.130	.009
A3869	.088	.093	.130	.009
A2652	.088	.108	.130	.006
A3368	.088	.160	.750	.010
A3754	.088	.192	.248	.008
A1824	.088	.192	.375	.008
A1537	.088	.231	.150	.0085
A2683	.088	.453	.120	.010
A3257	.088	.470	.150	.0105
A3248	.088	.470	.180	.0105
A3292	.089	.085	.150	.009
A3185	.089	.110	.150	.009
A1954	.089	.133	.152	.008
A3200	.089	.166	.155	.009
A3755	.089	.169	.155	.009
A3823	.089	.187	.350	.010
A2921	.089	.273	.157	.009
A3902	.089	.290	.155	.009
A3565	.089	.320	.157	.009
A1619	.089	.345	.135	.0105
A3466	.089	.360	.265	.009
A2767	.090	.087	.130	.005
A1692	.090	.173	.265	.010

Eyelet Number	 Outside Diameter	 Length Under Flange	 Flange Diameter	Metal Thickness
A654	.090	.192	.170	.008
A1652	.090	.291	.140	.009
A3197	.091	.143	.152	.013
A3082	.091	.197	.152	.013
A3124	.091	.267	.152	.013
A3140	.091	.327	.152	.013
A765	.093	.113	.170	.007
A163	.093/.085	.137	.156	.008
A1793	.093	.528	.156	.012
A2456	.094	.200	.155	.015
A2551	.095	.164	.365	.011
A3324	.095	.250	.156	.010
A3326	.095	.430	.156	.010
A1060	.096	.327	.188	.008
A3198	.097	.195	.130	.010
A1040	.098	.151	.150	.014
A956	.098	.196	.250	.009
A449	.098	.221	.250	.009
A2974	.099	.150	.250	.009
A1925	.100	.120	.130	.008
A3640	.100/.093	.135	.406	.011
A1324	.100	.147	.375	.0126
A1903	.100	.239	.187	.016
A2438	.100	.244	.156	.016
A2803	.100	.300	.188	.015
A3118	.104	.239	.515	.016
A1912	.104	.239	.687	.016
A2022	.104	.239	.750	.016
A3169	.106	.227	.126	.018
A1535	.107	.121	.140	.0085
A3217	.109	.420	.201	.0105
A3214	.110	.021	.165	.010
A3496*	.110	.050	.140	.008
A3532	.110	.065	.140	.008
A3857	.110	.075	.180	.010
A2945	.110	.089	.140	.008
A2918	.110	.121	.140	.0085

Flat Flange Eyelets

All Dimensions in Inches
 "GSF" Indicates Flat Flange Graduated Size Eyelet




Eyelet Number	 Outside Diameter	 Length Under Flange	 Flange Diameter	Metal Thickness
A95	.110	.147	.170	.008
A3240	.110	.179	.420	.016
A2137	.110	.179	.495	.016
A2429	.110	.203	.250	.011
A2425	.110	.228	.250	.011
A3247	.110	.234	.420	.016
A2637	.110	.234	.495	.016
A3327	.110	.235	.212	.010
A3499*	.110	.235	.212	.010
A317	.110/.100	.245	.212	.010
A3438	.110	.249	.165	.011
A2506	.110	.281	.250	.011
A2503	.110	.318	.250	.011
A1595	.110	.429	.265	.011
A1318	.111	.117	.180	.008
A2016	.111	.260	.140	.010
A3449	.111	.285	.400	.010
A990	.113	.075	.180	.010
A369	.113	.349	.225	.0105
A1248	.114	.174	.470	.016
A3666	.114	.217	.218	.012
A3560	.115	.295	.174	.010
A1096	.115	.295	.210	.010
A2051	.115	.378	.218	.012
A3176	.115	.575	.198	.012
A2246	.116	.164	.375	.010
A1143	.116/.107	.255	.345	.010
A2493	.116/.109	.210	.325	.010
A1097	.116/.109	.257	.437	.013
A1038	.116/.109	.265	.325	.010
A3862	.117	.180	.230	.015
A1356	.117	.184	.230	.011
A3404	.117	.490	.182	.011
A1231	.118/.107	.190	.345	.010
A918	.118	.194	.190	.011
A3887	.118	.405	.201	.012
A3379	.118	.567	.218	.012




Eyelet Number	 Outside Diameter	 Length Under Flange	 Flange Diameter	Metal Thickness
A919	.119	.144	.190	.011
A1399	.120/.085	.062	.140	.008
A3319	.120	.108	.250	.012
A1328	.120	.125	.500	.010
A1926	.120	.159	.193	.016
A1527	.120	.159	.218	.016
A3066	.120	.165	.250	.010
A3859	.120	.167	.193	.008
A101	.120	.167	.200	.008
A1094	.120	.170	.312	.010
A1919	.120	.217	.193	.016
A1526	.120	.217	.218	.016
A2693	.120	.264	.193	.016
A1131	.120	.274	.845	.016
A706	.120	.300	.230	.010
A2724	.120	.332	.195	.013
A1945	.120	.475	.308	.011
A2324	.120	.479	.250	.011
A3735	.120	.530	.374	.015
A3762	.121	.040	.211	.0095
A3739	.121	.055	.211	.0095
A3597	.121	.090	.211	.0095
A3559	.121	.110	.211	.0095
A2470	.121	.120	.211	.0095
A2839	.121	.135	.170	.009
A3571	.121	.156	.211	.0095
A3510	.121	.165	.180	.008
A3159	.121	.175	.200	.0095
A3187	.121	.205	.200	.0095
A2678	.121	.216	.165	.010
A3215	.121	.234	.200	.0095
A3814	.121	.250	.200	.0095
A3218	.121	.250	.250	.0095
A3743	.121	.330	.200	.0095
A1689	.121	.642	.187	.0126
A1515	.122	.411	.218	.0085
A1519	.122	.471	.218	.0085

* INDICATES SCORED EYELETS

Flat Flange Eyelets

All Dimensions in Inches
 "GSF" Indicates Flat Flange Graduated Size Eyelet




Eyelet Number	 Outside Diameter	 Length Under Flange	 Flange Diameter	Metal Thickness
A2432	.123	.236	.235	.013
A3752	.123	.253	.400	.009
A1910	.123	.324	.193	.016
A2748	.123	.324	.270	.016
A1547	.123	.324	.281	.016
A93	.123	.332	.280	.0126
A3372	.123	.391	.193	.016
A1911	.123	.444	.193	.016
A1561	.123	.444	.218	.016
A2066	.123	.507	.193	.015
A3084	.123	.577	.193	.016
A1522	.123	.762	.250	.0135
A3628	.124	.187	.224	.008
A2035	.124	.238	.785	.017
A1913	.124	.239	.718	.016
A2052	.124	.249	.785	.016
A1662	.125	.115	.240	.010
A1971	.125	.127	.200	.008
A1577	.125	.236	.250	.014
A1918	.125	.240	.250	.010
A974	.125	.285	.250	.015
A1695	.125	.286	.187	.014
A1512	.125	.286	.250	.014
A2382	.125	.309	.240	.016
A1508	.125	.346	.187	.014
A1505	.125	.346	.250	.014
A1266	.125/.105	.362	.406	.013
A1513	.125	.381	.187	.014
A1514	.125	.381	.250	.014
A721	.125	.544	.281	.011
A3038	.126	.167	.265	.008
A2244	.126	.232	.146	.018
A1099	.126	.480	.390	.0105
A1225*	.127	.115	.240	.010
A2924	.127	.150	.240	.008
A1090	.127	.200	.335	.0105
A1655	.127	.449	.281	.0105




Eyelet Number	 Outside Diameter	 Length Under Flange	 Flange Diameter	Metal Thickness
A1320	.127	.474	.280	.016
A1352	.127	.479	.235	.0105
A94	.127	.479	.280	.0105
A1049	.128	.277	.375	.013
A3673	.128	.115	.312	.010
A3555	.130	.140	.500	.008
A1154	.130	.217	.375	.013
A1111	.131	.247	.468	.013
A1491	.132	.140	.310	.020
A2274	.132	.138	.310	.020
A1962	.132	.152	.310	.020
A2464	.132	.262	.365	.013
A1109	.132	.262	.375	.013
A1110	.132	.287	.375	.013
A1700	.133	.115	.305	.017
A2389	.133	.155	.309	.017
A2443	.134	.231	.200	.007
A81	.135/.120	.227	.250	.013
A1064	.135	.292	.375	.013
A1964	.135	.315	.150	.0125
A3473	.136	.112	.200	.008
A3513	.136	.112	.215	.008
A1459	.136	.112	.250	.008
A3827	.136	.125	.225	.009
A3521	.137	.156	.310	.017
A3465	.137	.178	.312	.022
A3846	.138	.118	.209	.010
A3444	.138	.148	.281	.023
A3393	.138	.227	.281	.023
A3748	.138	.340	.225	.010
A181	.140	.175	.305	.010
A2378	.140	.210	.375	.020
A3525	.140	.212	.207	.010
A2473	.140	.312	.300	.013
A1564	.140	.312	.310	.013
A3414	.140/.126	.316	.325	.014
A1748	.140	.337	.390	.013

* INDICATES SCORED EYELETS

Flat Flange Eyelets

All Dimensions in Inches
 "GSF" Indicates Flat Flange Graduated Size Eyelet

Eyelet Number	 Outside Diameter	 Length Under Flange	 Flange Diameter	Metal Thickness
A1821	.140	.386	.250	.020
A3613	.141	.438	.500	.020
A2747	.142	.185	.306	.020
A2525	.142	.202	.270	.016
A2977	.142	.263	.270	.016
A2979*	.142	.263	.270	.016
A1188	.142/.126	.270	.280	.010
A2392	.142	.325	.270	.016
A2684*	.142	.325	.270	.016
A2756	.142	.391	.270	.016
A2764*	.142	.391	.270	.016
A3104	.142	.452	.270	.016
A3112*	.142	.452	.270	.016
A2407	.142	.519	.270	.016
A3130*	.142	.577	.270	.016
A3122	.142	.577	.270	.016
A2725	.142	.737	.242	.0126
A1882	.142	.737	.250	.013
A3573	.143	.102	.250	.008
A2124	.143	.140	.227	.008
A3501	.143	.150	.224	.010
A3268	.143	.150	.227	.008
A3619	.143	.155	.225	.010
A3230	.143	.160	.227	.009
A2012	.143	.161	.195	.011
A3429	.143	.161	.224	.010
A2361	.143	.375	.280	.010
A2547	.144	.135	.228	.009
A1995	.144	.207	.775	.016
A1914	.144	.239	.718	.016
A2047	.144	.239	.775	.016
A1393	.145	.242	.281	.008
A92	.145/.132	.280	.295	.010
A2811	.145	.470	.281	.020
A2732	.145	.470	.410	.020
A2248	.146	.228	.166	.018
A1929	.147	.120	.180	.008

Eyelet Number	 Outside Diameter	 Length Under Flange	 Flange Diameter	Metal Thickness
A3600	.147	.156	.179	.008
A3413	.147	.165	.180	.008
A734	.148	.072	.200	.008
A3563	.148/.140	.146	.218	.010
A3576	.148/.140	.148	.218	.008
A22	.148/.140	.149	.218	.007
A1403*	.148/.140	.149	.218	.007
A1265	.149	.142	.450	.008
A1175	.149	.147	.625	.008
A2789	.149	.270	.275	.018
A2989	.149	.351	.245	.014
A1940	.149	.391	.593	.009
A2226	.149	.556	.315	.012
A936	.150	.057	.200	.008
A612*	.150	.120	.280	.010
A1516	.150	.281	.218	.0085
A1727	.150	.311	.218	.009
A1518	.150	.341	.218	.009
A2586	.150	.500	.250	.028
A2548	.150	.552	.218	.013
A1588	.150	.562	.218	.013
A1288	.150	.692	.200	.0126
A1849	.150	.859	.218	.011
A1119*	.151/.147	.117	.225	.008
A3722	.151/.147	.117	.225	.008
A3577*	.151/.147	.117	.225	.008
A3544	.151	.117	.200	.008
A1198	.151	.222	.625	.008
A3879	.152	.093	.380/.375	.010
A2651	.152	.112	.257	.010
A2459	.152	.185	.257	.010
A2435	.152	.203	.257	.010
A3212	.152	.270	.257	.010
A2951	.152	.281	.230	.010
A2911	.152	.281	.235	.010
A2950	.152	.281	.257	.010
A2692	.152	.351	.376	.014

* INDICATES SCORED EYELETS

Flat Flange Eyelets

All Dimensions in Inches
 "GSF" Indicates Flat Flange Graduated Size Eyelet




Eyelet Number	Outside Diameter	Length Under Flange	Flange Diameter	Metal Thickness
A3568	.152	.400	.245	.010
A42	.153	.324	.290	.011
A3819	.154	.091	.257	.010
A2149	.154	.510	.593	.010
A1562	.155	.222	.500	.013
A1373	.155	.487	.245	.013
A1354	.156	.091	.250	.0135
A3820	.157	.120	.217	.007
A2050*	.157/.132	.124	.238	.016
A2735	.157	.154	.207	.013
A3771	.157	.319	.240	.016
A2650	.157	.632	.250	.013
A3888	.159	.239	.562	.016
A2289	.160	.212	.660	.018
A2529	.160	.217	.660	.018
A185	.160/.145	.235	.375	.010
A3275	.168/.160	.344	.564	.011
A2855	.161	.385	.370	.020
A2045	.162	.149	.268	.014
A3690	.162	.506	.244	.014
A1713	.163	.437	.250	.013
A3040	.163	.520	.225	.014
A3430	.164	.179	.375	.016
A1915	.164	.239	.750	.016
A2745	.164	.281	.440	.011
A2613	.164	.384	.372	.020
A1871	.164	.469	.440	.011
A2731	.164	.637	.300	.013
A157	.164	.638	.375	.0126
A1047	.164	.644	.440	.011
A1691	.164	.647	.250	.013
A2499	.164	.648	.260	.0126
A1407	.165	.157	.282	.008
A3304	.165	.157	.328	.008
A1601	.165	.290	.281	.0215
A1053	.165/.156	.299	.375	.011
A2267	.165	.384	.406	.016




Eyelet Number	Outside Diameter	Length Under Flange	Flange Diameter	Metal Thickness
A49	.165	.436	.365	.014
A2452	.165	.496	.365	.014
A50	.165	.511	.365	.0145
A3350	.165	.549	.275	.011
A2557*	.166/.134	.130	.255	.009
A3386	.166	.812	.236	.015
A3742	.167	.165	.187	.010
A3495	.167	.165	.260	.010
A1471	.167	.467	.225	.013
A1548	.167	.734	.250	.016
A25	.168	.107	.228	.008
A1061	.168	.130	.375	.010
A487	.169	.724	.375	.016
A3301	.170	.125	.280	.012
A3178	.170	.179	.375	.016
A756	.170/.163	.287	.375	.013
A1889	.170	.794	.286	.016
A431	.170	.794	.375	.016
A1517	.171	.097	.250	.0085
A3260	.171	.175	.240	.010
A2889	.171	.384	.372	.020
A3590	.171	.384	.372	.020
A3550	.173	.354	.250	.014
A3313	.173	.410	.250	.014
A2283	.173	.506	.250	.014
A1134	.173	.506	.365	.014
A2931	.173	.635	.260	.0126
A2068*	.175/.146	.125	.255	.016
A602	.175/.155	.097	.375	.008
A1545	.175	.162	.250	.020
A30	.175	.200	.281	.010
A1183	.175	.309	.437	.016
A1255	.175	.732	.375	.018
A3155	.176	.815	.375	.018
A2230	.176	.892	.295	.018
A343	.176	.892	.375	.018
A459	.176	.947	.375	.018

* INDICATES SCORED EYELETS

Flat Flange Eyelets

All Dimensions in Inches
 "GSF" Indicates Flat Flange Graduated Size Eyelet




Eyelet Number	 Outside Diameter	 Length Under Flange	 Flange Diameter	Metal Thickness
A365	.176	1.002	.375	.018
A980	.176	1.067	.375	.018
A282	.176	1.126	.375	.019
A1785	.177	.355	.275	.010
A386	.177	.355	.300	.010
A170	.178	.132	.260	.008
A3163	.180	.745	.275	.020
A327	.180/.170	.122	.270	.008
A3647	.180	.140	.300	.010
A1100	.180	.177	.312	.013
A2808	.180	.385	.370	.020
A2544	.180	.436	.312	.015
A355	.180	.435	.425	.015
A2581	.180	.647	.245	.018
A2179*	.181/.150	.130	.298	.0085
A1909	.182	.063	.312	.027
A3561	.182	.177	.312	.013
A2670	.183	.112	.303	.0105
A2939*	.183	.112	.303	.0105
A2978	.183	.210	.290	.0105
A3063	.183	.245	.290	.0105
A2944	.183	.272	.290	.0105
A2846	.183	.310	.290	.0105
A3070	.183	.310	.295	.0105
A2947	.183	.330	.295	.0105
A2988	.183	.370	.295	.0105
A2247	.183	.424	.237	.009
A2515*	.184/.156	.130	.298	.014
A3639*	.184/.156	.136	.298	.014
A1916	.184	.246	.780	.016
A2879	.184	.384	.372	.020
A3265	.184	.395	.295	.020
A1771	.184	.589	.255	.016
A594*	.185	.145	.330	.010
A3202	.185	.181	.308	.009
A381	.185	.181	.312	.009
A3668	.185	.690	.350	.013




Eyelet Number	 Outside Diameter	 Length Under Flange	 Flange Diameter	Metal Thickness
A1679	.185	.352	.545	.0126
A3832	.185	.358	.295	.008
A2115	.185	1.032	.281	.018
A2119	.185	1.032	.312	.018
A1961	.186	.188	.375	.008
A1130	.186	.234	.290	.011
A1624	.186	.392	.375	.009
A1594	.187	.138	.375	.008
A1787	.187	.142	.250	.008
A173	.187	.142	.280	.008
A2224	.187	.142	.290	.008
A3182	.187	.211	.375	.028
A3538	.187	.355	.375	.0105
A1380	.187	.392	.312	.013
A2642	.187	.503	.312	.012
A3254	.187	.755	.430	.020
A3253	.187	.755	.470	.020
A1214	.188	.502	.265	.0175
A511	.190	.117	.280	.008
A3401	.190	.180	.340	.020
A3519	.190	.200	.235	.009
A2832	.190	.410	.340	.016
A1386	.192	.644	.437	.016
A3074	.192	.700	.250	.014
A1121	.192	.716	.375	.014
A2953	.193	.234	.260	.011
A3251	.193	.250	.315	.025
A3730	.194/.188	.088	.256	.0115
A1325	.194	.112	.360	.013
A2156	.194	.279	.285	.011
A3307	.194	.433	.350	.022
A3308	.194	.483	.350	.022
A3309	.194	.533	.350	.022
A1794	.194	.576	.365	.014
A1152	.194	.576	.375	.014
A3310	.194	.583	.350	.022
A1951	.195/.190	.093	.254	.0115

* INDICATES SCORED EYELETS

Flat Flange Eyelets

All Dimensions in Inches
 "GSF" Indicates Flat Flange Graduated Size Eyelet

Eyelet Number	 Outside Diameter	 Length Under Flange	 Flange Diameter	Metal Thickness
A169	.195	.117	.260	.008
A1665	.195	.226	.440	.0145
A1322	.195	.395	.325	.010
A2185	.195	.414	.250	.011
A168	.196	.095	.250	.008
A3485	.196	.095	.255	.008
A2769	.196	.385	.371	.020
A1294	.197	.151	.250	.009
A3269	.198	.385	.371	.020
A3729	.199	.414	.250	.011
A3034	.200	.169	.375	.017
A1254	.200	.263	.375	.012
A2701	.200	.500	.468	.020
A313	.200	.544	.375	.016
A3115*	.202	.180	.360	.009
A1781	.202	.279	.285	.011
A3175	.203	.344	.406	.022
A3005	.204	.090	.312	.008
A1498	.205/.195	.225	.437	.0145
A1506	.207	.092	.280	.008
A3157	.208	.145	.335	.010
A460	.208	.281	.360	.014
A1342	.208	.444	.360	.016
A2449	.208	.501	.300	.014
A1323	.208	.501	.360	.014
A3412	.208	1.060	.360	.018
A3411	.208	1.250	.360	.018
A47	.209	.349	.325	.016
A2718	.210	.452	.530	.012
A2895	.211	.484	.530	.010
A2778	.212	.395	.375	.035
A2777	.212	.400	.375	.035
A3355	.213	.175	.290	.020
A3278	.213	.175	.325	.020
A3494	.213	.664	.350	.016
A2597	.214	.920	.310	.018
A1579	.214	.920	.375	.018

Eyelet Number	 Outside Diameter	 Length Under Flange	 Flange Diameter	Metal Thickness
A1262	.214	.920	.500	.018
A34	.215/.205	.092	.330	.008
A2552	.215	.113	.354	.011
A2532	.215	.156	.437	.014
A2824	.215	.185	.340	.011
A3766	.215/.209	.259	.343	.016
A1917	.215	.279	.343	.016
A2660	.215	.340	.354	.011
A3156	.215	.580	.365	.014
A1921	.215	.588	.300	.017
A1876	.215	.636	.335	.014
A1530	.215	.636	.365	.014
A3675	.216	.300	.334	.012
A2177	.216	.586	.500	.014
A2938	.218	.125	.375	.010
A3583	.218	.182	.425	.010
A2553	.218	.196	.313	.007
A2310	.218	.562	.437	.012
A1415	.218	.884	.375	.016
A3475	.220	.415	.300	.015
A2587	.220	.486	.438	.014
A3245	.220	.499	.438	.014
A1775	.220	.884	.375	.016
A3285	.221	.187	.340	.011
A1902	.221	.250	.359	.010
A3738	.223	.250	.359	.010
A2919	.225	.107	.375	.008
A3390	.225	.173	.281	.015
A3856	.227/.219	.076	.298	.007
A2749	.227	.108	.375	.011
A1066	.227	.117	.365	.008
A3087	.227	.132	.400	.008
A2423	.227	.315	.383	.015
A3471	.227	.335	.300	.015
A3252	.230	.034	.280	.016
A3436	.230	.044	.280	.016
A3281	.230	.122	.425	.013

* INDICATES SCORED EYELETS

Flat Flange Eyelets

All Dimensions in Inches
 "GSF" Indicates Flat Flange Graduated Size Eyelet




Eyelet Number	Outside Diameter	Length Under Flange	Flange Diameter	Metal Thickness
A2601*	.230/.209	.135	.333	.014
A1881	.230	.142	.305	.013
A1159	.230	.142	.425	.014
A3282	.230	.182	.425	.013
A2060	.230	.192	.305	.013
A2794	.230	.223	.500	.020
A3841	.230	.555	.370	.015
A2830	.232	.072	.333	.014
A3239	.232	.192	.475	.013
A2598	.232	.375	.302	.013
A875	.233	.734	.312	.016
A1920	.233	.734	.375	.016
A1404	.234/.208	.224	.439	.0145
A3109	.235	.120	.436	.015
A3575	.235/.220	.190	.400	.013
A2736	.235	.362	.545	.0126
A2585	.235	.375	.625	.031
A1261	.238	.814	.360	.016
A3072	.240	.180	.375	.014
A2912	.240	.186	.395	.014
A1986	.240	.234	.350	.016
A2602	.240/.230	.312	.460	.014
A1256	.240	.384	.375	.016
A1257	.240	.544	.375	.016
A1258	.240	.634	.375	.016
A1259	.240	.664	.375	.016
A3045	.242	.446	.318	.016
A3780	.244	.313	.625	.032
A3685	.245	.075	.324	.010
A2491	.245	.095	.324	.010
A2804	.245	.120	.324	.010
A1511	.245	.209	.312	.016
A2868	.245	.365	.350	.020
A943	.245	.365	.375	.020
A2862	.245	.549	.343	.016
A3224	.245	.609	.300	.016
A3670	.245	.615	.625	.032




Eyelet Number	Outside Diameter	Length Under Flange	Flange Diameter	Metal Thickness
A1553	.245	.844	.360	.016
A1809	.245	.864	.360	.016
A2963	.246	.110	.385	.011
A3400	.246	.119	.385	.011
A3399	.246	.229	.385	.011
A3068	.246	.250	.385	.011
A3035	.246	.250	.390	.011
A3129	.246	.310	.385	.011
A2280	.246	.350	.437	.030
A2485	.246	.444	.400	.011
A3077	.248	.371	.350	.019
A1438	.248	.452	.450	.016
A890	.248	.452	.500	.016
A3126	.250	.100	.687	.009
A2667	.250	.145	.500	.025
A988	.250	.168	.375	.032
A2773	.250	.347	.375	.018
A1414	.250	.388	.375	.032
A3785	.250	.467	.530	.013
A2080	.250	.500	.750	.030
A3705	.250	.544	.360	.016
A1195	.250	.670	.312	.0253
A1449	.250	.670	.375	.025
A2555	.250	.750	.370	.016
A2558	.250	.750	.385	.016
A3110	.251	.253	.438	.028
A1351	.252	.198	.312	.032
A2761	.254	.371	.440	.014
A545	.256	.450	.531	.020
A1106	.260/.190	.055	.345	.010
A3643	.260/.250	.132	.310	.008
A35	.260/.250	.132	.375	.008
A2967	.260	.250	.604	.031
A2892	.260	.280	.600	.030
A1241	.260	.554	.375	.016
A3048	.260	.585	.440	.016
A2359	.262	.384	.440	.016

* INDICATES SCORED EYELETS

Flat Flange Eyelets

All Dimensions in Inches
 "GSF" Indicates Flat Flange Graduated Size Eyelet




Eyelet Number	 Outside Diameter	 Length Under Flange	 Flange Diameter	Metal Thickness
A2973	.262	.470	.500	.030
A3682	.262	.725	.650	.032
A3042	.264	.150	.375	.020
A1095	.264	.192	.490	.028
A3009	.268	.260	.500	.025
A3558	.268	.771	.406	.016
A2303	.270	.145	.320	.011
A1335	.270	.170	.440	.025
A2512	.270	.201	.440	.026
A1725	.270	.395	.350	.011
A2942	.271	.708	.344	.020
A3708	.272	.107/.099	.335	.008
A3616	.272	.110	.335	.008
A107	.272/.260	.197	.390	.013
A2546	.274	.218	.405	.007
A550	.275	.094	.375	.011
A3091	.275	.097	.420	.013
A595	.275	.097	.470	.0126
A2636	.275	.535	.365	.020
A2675	.275	.750	.370	.025
A3737	.275	.750	.495	.028
A1501	.275	.887	.495	.028
A2029	.275	1.125	.495	.025
A1753	.275	1.250	.495	.025
A2040	.275	1.500	.495	.025
A3602	.277	.458	.500	.016
A3426	.278	.133	.403	.010
A2827	.280/.235	.154	.330	.016
A3287	.280	.186	.512	.024
A3527	.280	.550	.750	.030
A2770	.281	.167	.500	.020
A708	.281	.262	.375	.0135
A3407	.284	.365	.550	.032
A1108	.285	.147	.385	.013
A2411	.285	.169	.372	.031
A3477*	.287	.185	.395	.011
A2825	.290	.399	.406	.016




Eyelet Number	 Outside Diameter	 Length Under Flange	 Flange Diameter	Metal Thickness
A2793	.290	.750	.360	.016
A3876	.295	.300	.565	.018
A1622	.295	.494	.453	.016
A3489	.296	.237	.375	.013
A1006	.296	.498	.440	.012
A3745	.298	.357	.500	.018
A3380	.300	.220	.550	.023
A2084	.300	.237	.875	.018
A2738	.302	.574	.347	.018
A3667	.302	.574	.409	.018
A2442	.302	.688	.406	.012
A2997	.304	.134	.565	.020
A3728	.304	.225	.418	.030
A1714	.305/.295	.207	.468	.008
A689	.305	.300	.437	.018
A1661	.305	.529	.468	.011
A951	.306	.092	.375	.008
A2722	.306	.125	.375	.008
A1290	.306	.534	.468	.016
A1289	.306	.609	.468	.016
A3100	.308	.247	.390	.013
A2800	.308	.299	.400	.016
A3683	.308	.413	.433	.020
A3725	.308	.443	.433	.020
A2328	.309	.390	.380	.014
A1451	.310	.159	.500	.016
A3557	.310	.264	.472	.024
A1687	.310	.390	.460	.0105
A683	.311	.205	.474	.010
A1682	.312	.120	.600	.010
A3593	.312	.212	.687	.013
A3385	.312	.269	.423	.008
A2039	.312	.287	.423	.008
A870	.312	.386	.460	.014
A531	.313	.106	.600	.014
A3283	.314	.400	.815	.032
A3075	.314	.633	.745	.032

* INDICATES SCORED EYELETS

Flat Flange Eyelets

All Dimensions in Inches
 "GSF" Indicates Flat Flange Graduated Size Eyelet




Eyelet Number	 Outside Diameter	 Length Under Flange	 Flange Diameter	Metal Thickness
A1542	.317	.347	.522	.023
A3492	.317	.460	.755	.032
A3031	.317	.562	.406	.030
A1653	.318	.718	.468	.032
A3445	.319	.133	.430	.010
A3227	.319	.633	.745	.032
A2489	.319	.657	.625	.015
A2561	.320/310	.200	.463	.010
A3448	.320	.285	.518	.009
A3773	.323	.634	1.024	.040
A1230	.324	.288	.500	.031
A991	.325	.133	.500	.032
A3672	.325	.500	.437	.028
A3767	.325	.500	.437	.028
A927	.325	.652	.437	.028
A2253	.326	.255	.468	.025
A2796	.328	.185	.468	.025
A2933	.330	.200	.540	.020
A3889	.330	.265	.395	.010
A3689	.330	.280	.790	.040
A3671	.334	.260	.700	.032
A3604	.334	.589	1.024	.039
A2044	.339	.121	.422	.014
A2631	.339	.488	.500	.012
A2239	.340/327	.130	.602	.010
A3397	.340	.150	.500	.022
A3174	.340	.150	.500	.025
A3405	.340	.160	.500	.025
A3127	.340	.485	.479	.012
A3395	.340	.575	.570	.016
A2658	.341	.115	.450	.008
A3763	.341	.115	.450	.012
A36	.342	.092	.460	.008
A3106	.343	.121	.422	.014
A38	.343	.131	.468	.009
A3458	.343	.147	.447	.010
A1274	.343	.157	.468	.009




Eyelet Number	 Outside Diameter	 Length Under Flange	 Flange Diameter	Metal Thickness
A39	.343	.207	.500	.013
A3153	.343	.250	.594	.013
A580	.343	.277	.594	.013
A3497	.343	.337	.705	.0135
A1760	.343	.337	.750	.0135
A2530	.344	.657	.625	.015
A2440	.345	.080	.413	.008
A1171	.345	.161	.468	.009
A3204	.345	.191	.500	.025
A817	.347	.422	.500	.013
A818	.355/340	.491	.500	.014
A3383	.345	.225	.435	.010
A2431	.355/346	.107	.453	.008
A558	.356	.110	.475	.010
A2584	.356	.635	.625	.015
A2704	.357	.399	.780	.016
A3622	.359	.449	.709	.032
A3566	.359	.551	.709	.032
A3017	.360	.502	.500	.013
A1275	.362	.124	.468	.009
A925	.362	.355	.525	.025
A3079	.364	.640	.455	.016
A2243	.365	.505	.562	.020
A604	.370	.122	.500	.008
A3586	.370	.228	.527	.015
A1253	.370	.704	.625	.016
A3487	.370	.705	.625	.016
A2409	.373	1.500	.468	.032
A2106	.374	.480	.472	.020
A1153	.374	.480	.562	.020
A3067	.374	.717	.455	.023
A1939	.374	.717	.500	.023
A2898	.375	.187	.500	.016
A624	.375	.219	.468	.016
A2866	.375	.294	.500	.016
A3483	.375	.315	.437	.030
A2291	.375	.315	.565	.030

* INDICATES SCORED EYELETS

Flat Flange Eyelets




All Dimensions in Inches
 "GSF" Indicates Flat Flange Graduated Size Eyelet




Eyelet Number	 Outside Diameter	 Length Under Flange	 Flange Diameter	Metal Thickness
A1252	.375	.569	.562	.016
A3050	.380	.345	.570	.020
A1609	.381	.245	.688	.020
A3145	.385	.087	.555	.018
A2648	.385	.828	.600	.032
A321	.390	.204	.530	.016
A3706	.391	.190	.660	.012
A2354	.396	.370	.695	.010
A929	.397	.142	.750	.013
A2810	.397	.400	.500	.016
A3370	.398	.315	.787	.022
A1359	.400	.116	.560	.009
A1938	.400/.355	.352	.750	.013
A3854	.402	.182	.535	.013
A294	.402	.232	.535	.013
A2688	.406	.802	.468	.010
A71	.408	.454	.610	.016
A1580	.408	.626	.610	.016
A3669	.409	.143	.514	.010
A3664	.409	.143	.514	.012
A3508	.410	.170	.550	.020
A3620	.411	.533	.591	.018
A3608	.413	.593	.591	.018
A2188	.413	.769	.875	.016
A1623	.419	.408	.610	.032
A3627	.422	.414	.945	.039
A1867	.425	.450	.545	.0201
A37	.430/.415	.102	.562	.008
A1117	.430/.415	.182	.565	.013
A3749	.430	.117	.500	.008
A1271	.430	.117	.540	.008
A3486	.431	.125	1.000	.024
A3144	.434	.126	.640	.024
A1933	.435/.425	.262	.565	.013
A1458	.435	.308	.625	.032
A2497	.435	.830	.775	.045
A3028	.437	.445	.750	.028

Eyelet Number	 Outside Diameter	 Length Under Flange	 Flange Diameter	Metal Thickness
A2699	.437	.590	.562	.035
A2099	.440	.339	.600	.016
A1536	.440	.970	.625	.030
A1765	.443	.249	.718	.032
A2211	.444	.313	.625	.020
A2453	.444	.667	.656	.015
A3778	.444	.969	.625	.031
A884	.445	.164	.656	.016
A3547	.446	.156	.562	.012
A947	.447	.327	.687	.028
A1112	.450	.225	.835	.040
A1347	.453	.280	.546	.032
A1218	.455	.365	.840	.040
A1395	.456	.300	.625	.010
A1260	.457	.215	.625	.040
A3816	.458	.282	.750	.040
A3657	.459	.397	.750	.040
A2427	.460/.450	.218	.595	.032
A3246	.465	.215	.625	.040
A2809	.467	.400	.600	.016
A3443	.470	.331	.970	.014
A3297	.470	.577	.550	.023
A3408	.477	.148	.577	.0085
A3409	.477	.148	.577	.012
A3741	.477	.158	.677	.010
A1473	.478	.180	.845	.020
A3013	.478	.619	.565	.016
A2910	.478	.872	.562	.030
A3142	.480	.107	.680	.018
A3061	.492/.480	.625	.575	.010
A791	.495	.117	.595	.018
A2276	.495	.120	.625	.0055
A1164	.496	.195	.812	.045
A2330	.498	.185	.625	.0055
A885	.500	.179	.594	.016
A3423	.500/.480	.207	.625	.017
A2923	.500	.250	.670	.020

Flat Flange Eyelets

All Dimensions in Inches
 "GSF" Indicates Flat Flange Graduated Size Eyelet

Eyelet Number	 Outside Diameter	 Length Under Flange	 Flange Diameter	Metal Thickness
A806	.500/.480	.258	.625	.017
A2968	.500	.287	.750	.025
A3478	.500	.375	.750	.032
A2568	.500	.425	.625	.020
A1499	.500	.437	.688	.032
A1558	.500	.444	.690	.016
A2588	.500	.498	.750	.032
A1504	.500	.508	.688	.032
A2987	.500	.629	.625	.016
A1572	.500	.629	.687	.016
A154	.505	.145	.665	.010
A2766	.507	.530	.806	.035
A1332	.510	.096	.656	.009
A828	.513	.111	.656	.009
A3717	.516/.497	.140	.875	.010
A2843	.517	.488	.725	.012
A1722	.520	.189	.843	.020
A3844	.520	.591	.788	.012
A3626	.525	.312	.688	.009
A1974	.525/.373	.604	1.510	.021
A3507	.526	.290	.688	.015
A744	.530/.510	.137	.875	.013
A979	.530/.510	.178	.875	.013
A789	.530/.510	.207	.875	.013
A3594	.533	.102	.748	.006
A2822	.534	.408	.720	.032
A3056	.536	.300	.600	.015
A3681	.536	.614	.795	.018
A2116	.540	1.057	.665	.018
A3457	.550	.426	.625	.014
A1671	.559	.199	.718	.011
A1703	.560	.194	.840	.011
A1676	.560	.297	.718	.011
A985	.562	.284	.750	.032
A2882*	.562/.515	.299	.718	.011
A2024	.562	.354	.718	.0115
A2019	.562	.417	.718	.0115

Eyelet Number	 Outside Diameter	 Length Under Flange	 Flange Diameter	Metal Thickness
A2966	.562	.530	.730	.035
A3456	.562	.869	1.120	.016
A2129*	.563	.209	.840	.011
A1818*	.563	.214	.718	.011
A1803*	.563	.297	.718	.011
A1857	.570/.358	.611	.703	.014
A2991	.576	.656	.810	.031
A3421*	.586	.420	1.000	.013
A3833	.587	.297	.945	.018
A1868	.591	.305	.679	.020
A3314	.592	.439	1.145	.015
A3349	.593	.443	.715	.015
A3339	.595	.577	.675	.023
A3712	.600	.115	.708	.010
A1314	.600	.190	.970	.020
A3364	.600	.237	.937	.028
A3599	.600	.237	.937	.028
A3646	.600/.596	.260	.680	.010
A3795	.605	.218	.984	.028
A1421	.609	.092	.812	.008
A1369	.610	.588	.984	.032
A3236	.611	.375	1.098	.027
A1346	.615	.438	.703	.032
A1567	.623	.237	1.115	.033
A2403	.625	.539	.888	.031
A1924	.628	.498	.820	.032
A2657	.630	1.250	1.043	.016
A1721	.642	.185	.970	.020
A2765	.654	.478	.820	.032
A1401	.662	.155	.940	.0105
A1532	.662	.244	.890	.016
A1163	.665	.375	.875	.020
A3757	.675	.435	1.125	.016
A1642	.675	.435	1.125	.020
A1997	.690/.560	.584	1.710	.021
A2140	.690/.560	.604	1.710	.021
A3332	.695	.577	.775	.023

* INDICATES SCORED EYELETS

Flat Flange Eyelets

All Dimensions in Inches
 "GSF" Indicates Flat Flange Graduated Size Eyelet

Eyelet Number	Outside Diameter	Length Under Flange	Flange Diameter	Metal Thickness
A3765	.703	.400	.800	.013
A3073	.715/.685	.400	.800	.013
A2685	.720/.563	.584	1.710	.021
A3723	.737	.345	1.500	.055
A610	.743	.177	.960	.013
A2370	.745	.160	.930	.020
A1693	.750	.243	.962	.012
A1688	.750	.328	.962	.012
A2346	.750	.495	1.375	.036
A1840*	.758	.348	.962	.012
A1822*	.762	.258	.962	.012
A3406	.765	.260	.883	.010
A1345	.773	.561	.875	.032
A2728	.773	.561	.955	.032
A1405*	.797	.115	1.062	.010
A1085	.820/.795	.321	1.093	.014
A2730	.838	.312	1.250	.042
A2523	.843	.109	1.156	.016
A3392	.857	.585	1.250	.015
A3021	.885	.568	1.050	.032

Eyelet Number	Outside Diameter	Length Under Flange	Flange Diameter	Metal Thickness
A3536	.916	.380	1.048	.020
A3351	.920	.577	1.015	.023
A1764	.932	.380	1.048	.020
A2986	.937	.060	1.125	.013
A1645	.937	.187	1.125	.013
A2757	.937	.270	1.125	.013
A1460	.940	.505	1.910	.020
A1344	.942	.593	1.031	.032
A3276	.980	.540	1.187	.030
A1670	1.000	.610	1.250	.020
A3901	1.040	.324	1.447	.046
A2888	1.055	.230	1.265	.010
A2821	1.058	.100	1.265	.010
A2349	1.187	.236	1.310	.014
A1742	1.187	.236	1.437	.014
A3694	1.284	.556	2.048	.020
A3113	1.616	.625	1.985	.020
A1674	1.616	.701	1.985	.020
A1474	1.650/1.550	.780	2.155	.025
A3614	2.075	.650	2.225	.010



ISO 9001 Certified

1515 SW 13th Court • Pompano Beach, FL 33069-4710
 (877) 765-0748 • Fax: (954) 545-7440
 Web Site: www.stimpson.com
 E-Mail: customer_service@stimpson.com

**...the
 world's
 largest
 producer
 of eyelets...**


* INDICATES SCORED EYELETS

Shoulder Eyelets



Shoulder Eyelets

All Dimensions in Inches

Eyelet Number		Outside Diameters	Flange Diameter	Shoulder Length	Tenon Length	Type of Flange	Metal Thickness
A2412		.074 .054	.105	.083	.130	ROLLED	.007
A1343		.095 .083	.167	.089	.058	ROLLED	.010
A3434		.096 .087	.130	.125	.175	FLAT	.009
A1283		.106 .095	.170	.145	.075	ROLLED	.010
A2394		.108 .086	.140	.083	.130	ROLLED	.008
A3817		.110 .105	.140	.150	.430	CLIPPED	.0116
A3043		.115 .088	.150	.078	.195	FUNNEL	.008
A1808		.115 .088	.150	.108	.165	FUNNEL	.008
A1865		.115 .088	.150	.108	.313	FUNNEL	.008
A1531		.120 .095	.265	.100	.080	ROLLED	.010
A1817		.123 .095	.220	.070	.082	FLAT	.013
A3679		.1245 .117	.220	.120	.072	FLAT	.008
A2342		.125/.115 .083	.406	.279	.093	FLAT	.013
A2687		.125/.115 .090	.406	.267	.100	FLAT	.013
A3422		.126 .113	.210	.085	.175	FLAT	.011
A3500*		.126 .113	.210	.085	.175	FLAT	.011
A3441		.133 .112	.230	.140	.130	FLAT	.010
A3377		.133 .112	.250	.140	.130	FLAT	.010
A1615		.140 .090	.250	.197	.078	FLAT	.013
A2806		.140 .126	.390	.135	.345	FLAT	.0105
A3481		.145 .113	.175	.040	.093	FLAT	.008
A3468		.145 .118	.165	.030	.093	CLIPPED	.008
A2612		.150 .118	.171	.070	.340	CLIPPED	.010
A1834		.155 .087	.163	.070	.120	CLIPPED	.010
A1847		.155 .087	.165	.070	.245	CLIPPED	.010

A1754	.160 .124	.312	.270	.062	FLAT	.013
A2753	.178 .150	.312	.175	.080	FLAT	.012
A2616	.178 .150	.312	.265	.080	FLAT	.012
A2314	.184 .178	.255	.465	.125	FLAT	.016
A2299	.185 .120	.312	.325	.125	FLAT	.018
A2254	.185 .120	.312	.352	.125	FLAT	.018
A2371	.186 .125	.250	.062	.102	FLAT	.018
A1540	.188 .078	.235	.078	.058	FLAT	.009
A3033	.190 .154	.250	.240	.375	FLAT	.011
A1543	.192 .175	.343	.234	.062	FLAT	.016
A3463	.197 .126	.354	.095	.094	FLAT	.020
A3037	.204 .176	.375	.312	.062	FLAT	.010
A3361	.204 .176	.375	.357	.062	FLAT	.010
A3417	.204 .176	.375	.357	.062	FLAT	.012
A3514	.204 .176	.375	.357	.062	FLAT	.014
A1854	.205 .176	.359	.277	.080	FLAT	.018
A3139	.205 .176	.359	.287	.070	FLAT	.018
A1922	.205 .176	.359	.482	.080	FLAT	.018
A2184	.206 .178	.375	.307	.050	FLAT	.018
A2256	.206 .180	.375	.468	.055	FLAT	.018
A2271	.208 .180	.304	.294	.063	FLAT	.018
A2841	.208 .180	.344	.260	.075	ROLLED	.012
A2567	.208 .180	.375	.180	.079	FLAT	.018
A2520	.208 .180	.375	.232	.062	FLAT	.018
A1988	.208 .180	.375	.294	.063	FLAT	.018
A3243	.208 .180	.375	.355	.075	FLAT	.018
A2611	.208 .180	.375	.411	.084	FLAT	.018
A2992	.212 .157	.375	.345	.125	FLAT	.020

* INDICATES SCORED EYELETS

Shoulder Eyelets

All Dimensions in Inches

Eyelet Number	Outside Diameters	Flange Diameter	Shoulder Length	Tenon Length	Type of Flange	Metal Thickness
A2807	.212 .177	.375	.345	.125	FLAT	.020
A2985	.212 .177	.375	.345	.135	FLAT	.020
A2100	.212 .177	.375	.347	.075	FLAT	.018
A3032	.215 .154	.312	.239	.375	FLAT	.011
A3713	.215 .180	.340	.178	.210	FLAT	.012
A2621	.215 .188	.375	.412	.084	FLAT	.020
A2463	.217 .183	.445	.230	.052	ROLLED	.015
A3191	.230 .180	.312	.557	.200	FLAT	.015
A3192	.230 .205	.312	.551	.200	FLAT	.015
A3353	.234 .180	.375	.240	.094	FLAT	.015
A2207	.234 .180	.375	.266	.094	FLAT	.015
A3634	.237 .178	.375	.329	.062	FLAT	.014
A2056	.237 .178	.375	.344	.097	FLAT	.014
A3621	.237 .178	.375	.389	.062	FLAT	.014
A2562	.237 .178	.375	.389	.097	FLAT	.014
A3470	.237 .178	.375	.486	.244	FLAT	.014
A2145	.237 .180	.375	.495	.094	FLAT	.0145
A3051	.237 .183	.375	.346	.078	FLAT	.014
A3170	.237 .200	.375	.360	.078	FLAT	.014
A2133	.238 .178	.435	.551	.093	FLAT	.016
A1802	.238 .178	.435	.552	.072	FLAT	.016
A3173	.238 .200	.375	.520	.093	FLAT	.016
A3633	.240 .178	.375	.359	.062	FLAT	.016
A3120	.245 .168	.318	.324	.276	CLIPPED	.020
A3181	.250 .150	.375	.077	.140	FLAT	.018
A3011	.250 .196	.377	.182	.116	FLAT	.015

A3024	.250 .196	.377	.422	.116	FLAT	.015
A3321	.250 .196	.377	.407	.156	FLAT	.015
A1629	.250 .220	.437	.156	.032	FLAT	.020
A2759	.254 .177	.440	.386	.055	FLAT	.014
A2666	.262 .175	.440	.384	.065	FLAT	.016
A3886	.268 .198	.375	.607	.116	FLAT	.018
A3427	.270 .198	.375	.260	.125	FLAT	.014
A3623	.270 .182	.375	.260	.125	FLAT	.014
A3171	.270 .198	.375	.260	.116	FLAT	.014
A3022	.270 .213	.328	.240	.375	FLAT	.0105
A2362	.280 .252	.390	.330	.165	FLAT	.015
A1050	.286 .250	.406	.142	.218	ROLLED	.032
A1319	.313 .306	.500	.093	.220	FLAT	.032
A3046	.325 .180	.562	.270	.150	FLAT	.023
A3447	.332 .198	.450	.293	.230	FLAT	.012
A3541	.332 .270	.450	.125	.300	ROLLED	.020
A2293	.332 .315	.400	.193	.120	ROLLED	.010
A3172	.359 .230	.500	.162	.281	FLAT	.022
A3316	.374 .192	.445	.287	.290	CLIPPED	.023
A3315	.374 .294	.445	.287	.290	CLIPPED	.023
A3288	.375 .188	.500	.715	.180	FLAT	.020
A3317	.470 .374	.550	.287	.290	FLAT	.023
A3318	.470 .294	.550	.287	.290	FLAT	.023
A2734	.500 .300	.680	.680	.060	FLAT	.020
A3343	.595 .374	.675	.262	.315	FLAT	.023
A3341	.595 .470	.675	.262	.315	FLAT	.023
A3334	.695 .470	.775	.287	.290	FLAT	.023
A3333	.695 .595	.775	.287	.290	FLAT	.023
A3359	1.010 .696	1.122	.660	.500	FLAT	.025

Bell/Clipped Flange Eyelets



Eyelet Number	Outside Diameter	Length Overall	Flange Diameter	Metal Thickness
A2814**	.051	.120	.060	.008
A1992**	.059	.100	.077	.0056
A2344**	.060	.140	.068	.0065
A1672**	.061	.085	.082	.006
A1657**	.062	.183	.083	.008
A1528	.070	.100	.094	.009
A1680**	.081	.120	.105	.008
A2700**	.082	.065	.110	.008
A1641**	.083	.105	.107	.0063
A1525	.085	.095	.110	.0056
A2563**	.085	.195	.120	.008
A1549**	.086	.185	.125	.010
A3644**	.087	.152	.125	.010
A1762	.087	.400	.102	.010
A2959**	.087	.430	.095	.010
A1896	.088	.235	.100	.0085
A3018**	.088	.358	.100	.008
A3431**	.089	.320	.110	.0105
A1678	.089	.355	.110	.0105
A1743	.090	.180	.218	.010
A1357**	.090	.195	.120	.008
A2859**	.093	.530	.115	.012
A17	.095/.085	.100	.140	.008
A3518**	.097	.205	.110	.010
A1763	.100	.400	.117	.010
A1428**	.100	.405	.151	.010
A2327	.100	.437	.113	.016
A3791	.103/.094	.222	.245	.012
A1607	.109	.158	.138	.008
A1620**	.110/.100	.255	.156	.010
A2266	.110	.453	.145	.0126

Eyelet Number	Outside Diameter	Length Overall	Flange Diameter	Metal Thickness
A1574**	.110	.525	.187	.011
A3526**	.110	.576	.140	.011
A3098**	.110	.591	.140	.011
A18	.112/.097	.100	.140	.008
A1374**	.113	.360	.178	.0105
A19	.116/.108	.120	.160	.008
A1067**	.117	.465	.171	.011
A3691**	.118	.187	.148	.011
A2322**	.120	.438	.133	.016
A1448**	.120	.550	.172	.011
A3842**	.121	.144	.140	.009
A3371**	.123	.270	.140	.010
A1350**	.123	.785	.187	.0135
A2181	.134	.565	.150	.0126
A1410	.135	.445	.150	.013
A2249	.138	.245	.177	.008
A1472**	.138	.270	.180	.009
A3439**	.138	.270	.180	.009
A538	.140	.165	.215	.008
A2323**	.140	.438	.153	.016
A2108**	.149	.400	.218	.009
A3805**	.150	.259	.175	.0085
A1843**	.150	.860	.165	.011
A1212**	.157	.645	.200	.013
A3861	.160	.201	.275	.016
A27	.160	.260	.281	.010
A28	.162	.220	.281	.010
A1269**	.163	.455	.220	.013
A278	.165/.140	.098	.200	.010
A3843	.165	.500	.202	.014
A3019**	.166	.455	.220	.013

*INDICATES SCORED EYELET
 **INDICATES CLIPPED FLANGE

Bell/Clipped Flange Eyelets

All Dimensions in Inches

Eyelet Number	Outside Diameter	Length Overall	Flange Diameter	Metal Thickness
A1251**	.169	.895	.217	.016
A1716**	.175	.275	.205	.018
A1590	.176	.275	.205	.022
A1462**	.176	.910	.201	.018
A1238**	.178	.135	.235	.008
A24	.180	.115	.250	.008
A3262	.180	.687	.210	.018
A3517**	.183	.280	.210	.0105
A1747**	.185	.130	.220	.009
A894	.185	.210	.315	.0126
A3111	.187	.160	.280	.028
A2768	.187	.190	.193	.030
A2641**	.187	.515	.250	.012
A1872**	.192	.730	.250	.014
A3549**	.194	.505	.250	.022
A1830**	.194	.585	.248	.014
A3107	.196	.105	.250	.008
A3761	.199	.105	.250	.025
A2018**	.200	.286	.229	.024
A177	.210/.203	.210	.312	.008
A3373**	.213	.195	.270	.020
A3369**	.215	.351	.265	.011
A1932**	.215	.650	.265	.014
A1495	.217	.175	.312	.016
A1717**	.218	.200	.312	.015
A2649**	.220	.900	.305	.016
A3545	.221	.260	.240	.010
A2929**	.236	.158	.280	.008
A2712	.237	.590	.280	.025
A1591**	.240	.455	.276	.021
A2681**	.245	.880	.305	.016
A1191**	.248	.235	.315	.030
A1842	.251	.425	.277	.021
A1636**	.253	.275	.312	.028
A2352**	.253	.425	.277	.021
A849**	.260	.200	.300	.007

Eyelet Number	Outside Diameter	Length Overall	Flange Diameter	Metal Thickness
A2872**	.263	.495	.320	.018
A1791	.264	.340	.275	.024
A3196**	.270	.210	.344	.014
A710**	.286	.205	.375	.0135
A1946	.312	.200	.406	.0265
A1634	.312	.275	.406	.0265
A2746	.312	.695	.370	.028
A2076	.313	.225	.406	.0265
A1466	.313	.250	.406	.026
A2849	.322	.625	.334	.012
A3396	.325	.680	.437	.028
A1792	.350	.375	.468	.013
A3570	.355	.465	.385	.032
A3847	.359	.465	.385	.032
A1592	.360	.465	.385	.032
A3389**	.361	.395	.420	.010
A1877	.364	.466	.395	.027
A3294**	.374	.600	.445	.023
A1638	.375	.250	.500	.028
A1464	.375	.312	.500	.029
A1467	.375	.375	.500	.029
A1640**	.377	.332	.437	.035
A1446	.385/.335	.285	.515	.020
A2422	.398	.469	.475	.028
A1539	.437	.360	.595	.028
A785	.440/.425	.240	.565	.013
A1468	.500	.375	.656	.036
A1869	.770	.585	1.040	.026
A794	1.250	.230	1.470	.020
A753	1.250	.230	1.531	.020



ISO 9001 Certified




**INDICATES CLIPPED FLANGE

Oval & Oblong Eyelets






Oval & Oblong Eyelets

All Dimensions in Inches

Eyelet Number	 Outside Diameter	 Flange Diameter	 Length Under Flange	Type of Flange	Metal Thickness
A3838	.150 x .090	.250 x .187	.237	FLAT	.008
A3676	.156 x .055	.206 x .105	.110	ROLLED	.008
A3226	.218 x .067	.340 x .190	.110	ROLLED	.008
A2212	.266 x .143	.375 x .248	.130	ROLLED	.010
A3677	.297 x .067	.360 x .130	.110	ROLLED	.008
A1062	.300 x .165	.400 x .265	.142	ROLLED	.013
A2956	.322 x .202	.345 x .225	.333	CLIPPED	.022
A3758	.322 x .202	.365 x .245	.333	CLIPPED	.022
A913	.328 x .078	.440 x .190	.073	FLAT	.007
A1966	.328 x .078	.440 x .190	.098	FLAT	.007
A2277	.334 x .211	.430 x .307	.108	FLAT	.012
A659	.340 x .130	.475 x .260	.132	FLAT	.0126
A122	.375 x .190	.532 x .350	.170	ROLLED	.016
A447	.380 x .190	.535 x .350	.125	ROLLED	.013
A1836	.406 x .203	.531 x .330	.113	ROLLED	.016
A1070	.408 x .082	.519 x .193	.092	FLAT	.008
A2713	.408 x .082	.519 x .193	.193	FLAT	.008
A1331	.422 x .255	.590 x .430	.105	ROLLED	.013
A2785	.422 x .255	.590 x .430	.219	ROLLED	.013
A3512	.434 x .316	.618 x .500	.534	FLAT	.016
A3596	.437 x .192	.718 x .562	.385	FLAT	.015
A2885	.457 x .215	.622 x .380	.188	FLAT	.011
A501	.475 x .195	.640 x .360	.216	FLAT	.0135
A389	.493 x .257	.695 x .460	.130	FLAT	.010
A672	.496 x .276	.720 x .490	.240	FLAT	.020
A3223	.496 x .276	.720 x .490	.240	ROLLED	.020
A2319	.500 x .274	.600 x .375	.489	FLAT	.011
A540	.502 x .287	.710 x .490	.254	FLAT	.011
A123	.520 x .290	.730 x .475	.107	FLAT	.008
A2750	.532 x .332	.660 x .460	.156	FLAT	.016
A2420	.532 x .332	.660 x .460	.180	FLAT	.016
A2754	.532 x .332	.660 x .460	.218	FLAT	.016
A3855	.563 x .327	.709 x .472	.244	FLAT	.040
A575	.565 x .130	.640 x .205	.107	FLAT	.013
A779	.565 x .135	.640 x .205	.180	FLAT	.010




Oval & Oblong Eyelets

All Dimensions in Inches

Eyelet Number	 Outside Diameter	 Flange Diameter	 Length Under Flange	Type of Flange	Metal Thickness
A2309	.591 x .341	.687 x .437	.108	FLAT	.012
A3732	.614 x .362	1.051 x .758	.262	FLAT	.032
A3783	.619 x .392	1.031 x .815	.215	ROLLED	.014
A662	.625 x .406	.785 x .575	.115	FLAT	.010
A2590	.640 x .340	.800 x .500	.190	ROLLED	.010
A516	.645 x .260	.890 x .505	.154	ROLLED	.016
A2671	.656 x .343	.866 x .553	.154	FLAT	.013
A416	.658 x .231	.859 x .406	.159	ROLLED	.016
A1801	.665 x .177	.820 x .335	.534	FLAT	.016
A895	.670 x .200	.850 x .375	.250	ROLLED	.016
A2395	.673 x .183	.820 x .335	.545	FLAT	.017
A330	.673 x .190	.860 x .395	.135	ROLLED	.016
A335	.675 x .188	.915 x .415	.199	FLAT	.016
A2695	.678 x .300	.850 x .472	.125	ROLLED	.012
A739	.685 x .195	.825 x .343	.239	FLAT	.016
A655	.685 x .195	.905 x .410	.239	FLAT	.016
A2490	.692 x .286	.795 x .390	.540	FLAT	.020
A2488	.692 x .286	.795 x .390	.580	FLAT	.020
A1180	.718 x .406	.920 x .562	.097	ROLLED	.015
A1555	.720 x .415	1.185 x .880	.248	FLAT	.062
A2466	.722 x .224	.824 x .326	.184	FLAT	.016
A674	.722 x .224	1.050 x .555	.184	FLAT	.016
A3801	.734 x .453	.906 x .625	.150	ROLLED	.012
A1600	.735 x .150	.865 x .280	.082	ROLLED	.010
A780	.735 x .225	1.070 x .550	.254	FLAT	.016
A1820	.735 x .225	1.075 x .535	.254	FLAT	.016
A1565	.753 x .281	.937 x .472	.109	FLAT	.016
A867	.780 x .535	1.125 x .880	.109	FLAT	.016
A591	.780 x .370	1.125 x .690	.222	FLAT	.013
A1276	.800 x .246	.980 x .420	.397	FLAT	.018
A3531	.800 x .246	1.105 x .545	.460	FLAT	.020
A1082	.800 x .246	.980 x .420	.462	FLAT	.018
A2909	.800 x .246	.980 x .420	.465	FLAT	.020
A2762	.805 x .370	.925 x .490	.240	FLAT	.015
A1626	.815 x .135	.950 x .281	.095	ROLLED	.010

Oval & Oblong Eyelets

All Dimensions in Inches

Eyelet Number	 Outside Diameter	 Flange Diameter	 Length Under Flange	Type of Flange	Metal Thickness
A1839	.836 x .370	.937 x .468	.162	FLAT	.0126
A1605	.840 x .560	1.000 x .720	.090	ROLLED	.016
A2763	.860 x .425	1.000 x .565	.225	FLAT	.015
A3908	.876 x .346	.996 x .466	.130	ROLLED	.012
A3537	.890 x .545	1.405 x 1.035	.300	ROLLED	.014
A3546	.904 x .554	1.390 x 1.030	.330	ROLLED	.028
A2864	.907 x .276	1.026 x .406	.122	FLAT	.013
A1217	.907 x .276	1.130 x .510	.122	FLAT	.013
A670	.910 x .232	1.315 x .665	.225	FLAT	.020
A346	.920 x .190	1.135 x .412	.184	FLAT	.016
A3662	.990 x .309	1.238 x .557	.200	FLAT	.016
A3707	1.024 x .399	1.276 x .650	.210	FLAT	.012
A1052	1.025 x .085	1.150 x .210	.062	FLAT	.008
A1837	1.032 x .135	1.275 x .375	.165	ROLLED	.020
A125	1.032 x .138	1.290 x .380	.185	FLAT	.020
A1613	1.050 x .247	1.187 x .380	.195	FLAT	.025
A113	1.150 x .302	1.406 x .565	.269	FLAT	.013
A646	1.162 x .302	1.695 x .830	.250	FLAT	.020
A3781	1.170 x .257	1.350 x .480	.219	FLAT	.020
A1081	1.170 x .303	1.360 x .480	.465	FLAT	.020
A1686	1.275 x .152	1.593 x .468	.125	FLAT	.010
A1780	1.275 x .217	1.468 x .410	.115	ROLLED	.0126
A440	1.275 x .217	1.470 x .406	.195	ROLLED	.013
A1353	1.343 x .718	1.530 x .900	.173	FLAT	.014
A3674	1.350 x .330	1.738 x .715	.230	ROLLED	.018
A3381	1.406 x .400	2.000 x .906	.327	FLAT	.028
A671	1.515 x .395	2.015 x .915	.332	FLAT	.028
A2522	1.593 x .843	1.906 x 1.156	.109	FLAT	.016
A1496	1.775 x .420	2.375 x .965	.308	FLAT	.032
A773	2.045 x .410	2.437 x .790	.117	FLAT	.013
A1361	2.150 x .200	2.430 x .465	.173	FLAT	.014



1515 SW 13th Court • Pompano Beach, FL 33069-4710
 (877) 765-0748 • Fax: (954) 545-7440
 Web Site: www.stimpson.com
 E-Mail: customer_service@stimpson.com

Funnel Flange Eyelets



Eyelet Number	Outside Diameter	Length Under Flange	Flange Diameter	Length Overall	Metal Thickness
A2783*	.046	.052	.080	.069	.007
A2114	.047	.077	.072	.096	.006
A2381	.047	.087	.072	.106	.006
A2550	.047	.125	.080	.156	.006
A2139	.048	.058	.084	.080	.0055
A2307	.048	.090	.072	.108	.006
A1973	.048	.092	.084	.112	.0055
A1778	.050	.065	.140	.090	.006
A2107	.051	.090	.080	.115	.0055
A2460	.051	.142	.080	.172	.005
A2130	.058	.088	.095	.110	.0055
A3511*	.058	.088	.095	.110	.0055
A2141	.058	.098	.110	.120	.0055
A2046	.060	.080	.093	.104	.006
A2780*	.060	.080	.093	.104	.006
A1363	.060	.080	.315	.160	.008
A2054	.060	.085	.102	.105	.006
A2237	.060	.090	.102	.111	.006
A2032	.060	.095	.102	.116	.006
A2081	.060	.126	.092	.147	.006
A2178	.060	.159	.098	.180	.006
A2635	.060	.219	.105	.245	.007
A2093	.061	.095	.102	.116	.006
A1976	.062	.110	.100	.140	.008
A1972	.062	.155	.107	.190	.008
A2136	.063	.063	.100	.085	.0055
A1978	.063	.085	.100	.115	.006
A2155	.063	.120	.100	.150	.0065
A2447	.063	.126	.090	.156	.0065
A2059	.069	.095	.107	.116	.006
A2085	.069	.126	.107	.147	.006
A1644	.072	.090	.312	.150	.008
A1610	.072	.100	.312	.160	.008

Eyelet Number	Outside Diameter	Length Under Flange	Flange Diameter	Length Overall	Metal Thickness
A3528*	.078	.090	.110	.108	.007
A1757	.083	.093	.195	.150	.008
A888	.086	.100	.315	.165	.008
A1953	.086	.425	.157	.465	.010
A1666	.087	.105	.156	.145	.008
A1948	.087	.378	.140	.410	.010
A1798	.088	.095	.155	.135	.008
A1804	.088	.105	.195	.165	.008
A3870	.088	.160	.122	.187	.008
A1797	.088	.170	.135	.205	.008
A1800	.088	.180	.155	.220	.008
A1799	.088	.180	.195	.240	.008
A2021	.088	.190	.195	.250	.008
A1970	.088	.215	.140	.250	.0085
A3718	.088	.228	.165	.280	.008
A1813	.088	.232	.156	.275	.008
A1810	.088	.274	.150	.312	.008
A2020	.088	.275	.195	.335	.008
A3693	.088	.345	.195	.405	.010
A3692	.088	.356	.281	.448	.010
A3552	.089	.245	.195	.305	.008
A3352	.089	.298	.110	.340	.0105
A1965	.090	.255	.155	.295	.009
A2069	.093	.095	.128	.116	.006
A2215	.093	.126	.130	.147	.006
A2351	.093	.158	.128	.179	.006

* INDICATES SCORED EYELETS

Funnel Flange Eyelets

All Dimensions in Inches

Eyelet Number	Outside Diameter	Length Under Flange	Flange Diameter	Length Overall	Metal Thickness
A844	.102	.090	.312	.200	.010
A846	.115	.175	.370	.272	.014
A2402	.116	.164	.355	.225	.010
A879	.116	.171	.357	.343	.016
A889	.118	.210	.388	.383	.020
A1568	.122	.211	.385	.382	.016
A2305	.125	.241	.235	.281	.024
A2505	.146	.307	.317	.390	.0125
A2755	.146	.307	.317	.385	.0125
A2391	.146	.353	.317	.435	.0125
A3906	.150	.165	.365	.244	.010
A3008	.150	.200	.365	.262	.010
A2325	.150	.360	.344	.452	.020
A2721	.150	.408	.344	.500	.020
A2390	.150	.455	.344	.547	.020
A3039	.152	.218	.375	.312	.032
A3638	.158	.296	.264	.394	.012
A3284	.193	.500	.260	.540	.016
A1165	.204	.080	.330	.170	.008

Eyelet Number	Outside Diameter	Length Under Flange	Flange Diameter	Length Overall	Metal Thickness
A3357	.205	.245	.295	.295	.013
A2823	.218	.059	.330	.160	.024
A2524	.221	.042	.312	.105	.008
A1023	.232	.235	.390	.340	.0126
A3807	.235	.290	.500	.456	.015
A1718	.245	.103	.345	.165	.016
A3151	.245	.103	.345	.165	.027
A401	.248	.160	.515	.230	.013
A1277	.250	.170	.500	.335	.025
A3193	.250	.640	.360	.718	.025
A3808	.275	.310	.500	.456	.015
A2851	.305	.546	.438	.612	.012
A3825	.360	.235	.495	.345	.016
A3714	.360	.278	.495	.388	.016
A1719	.365	.152	.525	.245	.016
A3148	.365	.152	.525	.245	.027
A2975	.443	.375	.625	.450	.010
A3000	.792	.400	.960	.475	.016
A2784	.918	.375	1.312	.562	.015







ISO 9001 Certified

1515 SW 13th Court • Pompano Beach, FL 33069-4710
 (877) 765-0748 • Fax: (954) 545-7440
 Web Site: www.stimpson.com
 E-Mail: customer_service@stimpson.com

**...the
 world's
 largest
 producer
 of eyelets...**

Square Barrel Eyelets



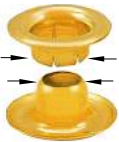

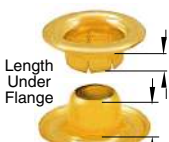
Eyelet Number	 Outside Diameter	 Flange Size	 Length Under Flange	Type of Flange	Metal Thickness
A2706	.090 x .090	.170	.252	ROLLED	.010
A3890	.094 x .094	.187	.050	FLAT	.007
A1894	.095 x .095	.150 x .150	.197	FLAT	.008
A1186	.096 x .096	.210	.215	FLAT	.010
A3880	.125 x .125	.265	.083	FLAT	.008
A2786	.125 x .125	.265	.075	FLAT	.008
A2375	.127 x .127	.218	.438	ROLLED	.013
A1602	.132 x .132	.265	.328	ROLLED	.010
A1628	.133 x .133	.218	.153	FLAT	.010
A905	.133 x .133	.220	.220	FLAT	.010
A3469	.158 x .158	.290	.209	ROLLED	.010
A1570	.171 x .171	.437	.130	ROLLED	.021
A2158	.175 x .175	.250 x .250	.158	FLAT	.012
A2159	.500 x .500	.812	.285	FLAT	.050

Telescoping Eyelets & Neck Washers



Telescoping Eyelets and Neck Washers

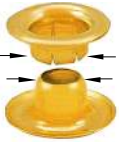

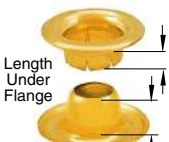
All Dimensions in Inches

Eyelet and Washer Number	 Outside Diameters	Maximum Hole Size After setting	 Flange Diameter	 Length Under Flange	Metal Thickness
A1979	.200-.190	.163	.343	.182	.016
A2217*	.240		.388	.090	.012
A1445	.202	.177	.403	.210	.0135
#00NW (A1155*)	.243		.425	.125	.010
A1396	.205-.190	.175	.350	.153	.010
A1365*	.235-.225		.428	.118	.011
A1928	.208-.192	.170	.345	.142	.016
A2217*	.240		.388	.090	.012
A1827	.215-.205	.196	.420	.125	.010
A1828	.230 (Coil Dia. - .295)		.420	.062	.008
#00G	.218-.200	.181	.425	.135	.009
#00NW (A1155*)	.243		.425	.125	.010
A1215	.218	.203	.468	.120	.013
A665*	.270-.250		.468	.078	.008
A2269	.220	.185	.390	.168	.015
A2578*	.255		.435	.095	.013
A2030	.220	.187	.390	.188	.015
A2578*	.255		.435	.095	.013
A1128	.233-.210	.195	.460	.155	.012
#00NW (A1155*)	.243		.425	.125	.010
A1128	.233-.210	.194	.460	.155	.012
A665*	.270-250		.468	.078	.008
A1983	.268-.212	.192	.455	.165	.016
A1984*	.338-255		.445	.107	.013
A1983	.268-.212	.200	.455	.165	.016
A2384*	.255		.448	.119	.013
A1784	.275	.268	.531	.155	.010
A1334	.327 (Coil Dia. - .405)		.562	.080	.008
A1756	.275	.251	.545	.215	.0115
A1334	.327 (Coil Dia. - .405)		.562	.080	.008
A1967	.277	.239	.490	.157	.016
A1334	.327 (Coil Dia. - .405)		.562	.080	.008
#0G	.287	.255	.545	.175	.012-.013
#0NW (A1197*)	.318-.310		.531	.100	.010
#0G	.287	.255	.545	.175	.012-.013
A1334	.327 (Coil Dia. - .405)		.562	.080	.008

* INDICATES SCORED EYELETS

Telescoping Eyelets and Neck Washers

All Dimensions in Inches

Eyelet and Washer Number	 Outside Diameters	Maximum Hole Size After setting	 Flange Diameter	 Length Under Flange	Metal Thickness
A2874*	.293	.250	.537	.150	.016
A1950*	.335		.545	.100	.009
A1250	.295-.285	.262	.535	.140	.010
#0NW (A1197*)	.318-.310		.531	.100	.010
A1181	.295-.285	.273	.535	.155	.010
#0NW (A1197*)	.318-.310		.531	.100	.010
A1181	.295-.285	.270	.535	.155	.010
A1950*	.335		.545	.100	.009
A1963	.295	.280	.545	.130	.010
A1950*	.335		.545	.100	.009
A2095	.307-.295	.265	.537	.150	.016
A1950*	.335		.545	.100	.009
A1998	.310-.290	.270	.540	.120	.016
#0NW (A1197*)	.318-.310		.531	.100	.010
A1942	.321-.288	.266	.515	.222	.018
A1950*	.335		.545	.100	.009
A1077	.325-.275	.276	.545	.143	.013
A1334	.327 (Coil Dia. - .405)		.562	.080	.008
A1333	.325-.275	.274	.545	.145	.013
A1334	.327 (Coil Dia. - .405)		.562	.080	.008
A1077	.325-.275	.276	.545	.143	.013
A1339	.355		.565	.075	.010
A1190	.340	.313	.600	.243	.013
#1NW (A1340*)	.375		.705	.105	.010
#1G	.375	.291	.687	.185	.012-.013
#1NW (A1340*)	.375		.705	.105	.010
#2G	.475	.370	.815	.215	.013-.014
#2NW (A3630*)	.460-.445		.840	.095	.013
#3G	.545	.435	.970	.295	.014
#3NW (A3655*)	.520-.515		.945	.125	.014
A2572	.600	.526	1.093	.237	.028
C793	.708		1.093	.065	.028
#4G	.630	.498	1.050	.374	.016
#4NW (A3721*)	.590-.575		1.050	.125	.015

* INDICATES SCORED EYELETS

Closed End Eyelets



Closed End Eyelets

All Dimensions in Inches

*Length Overall

Eyelet Number	Outside Diameter	Length Under Flange	Flange Diameter	Metal Thickness	Type of Flange
A2788	.061	.135	.105	.008	ROLLED
A3207	.068	.060	.110	.0055	FLAT
A3756	.070	.106	.093	.009	CLIPPED
A2946	.073	.195	.123	.008	ROLLED
A295	.085	.135	.145	.008	ROLLED
A3360	.088	.165	.750	.010	FLAT
A3133	.089	.130	.150	.009	ROLLED
A2932	.089	.239	.147	.0085	FLAT
A2928	.089	.261	.110	.009	FLAT
A3158	.089	.276	.110	.009	FLAT
A3092	.089	.344	.110	.0105	BELL
A3320	.093	.257	.156	.010	FLAT
A3322	.093	.445	.156	.010	FLAT
A2708	.093	.539	.156	.0105	FLAT
A1220	.095	.110	.170	.008	ROLLED
A3264	.096	.327	.188	.008	FLAT
A3461	.096	.383	.175	.012	ROLLED
A1151	.100	.127	.125	.008	CLIPPED
A3210	.100	.270	.195	.009	ROLLED
A3416	.105	.279	.195	.011	FLAT
A3609	.106	.167	.750	.010	FLAT
A2510	.110	.417	.185	.0105	ROLLED
A3839	.111/.095	.270	.140	.010	FLAT
A1179	.111/.095	.270	.210	.010	FLAT
A2053	.111/.095	.275	.281	.010	FLAT
A3515	.111/.095	.335	.290	.010	FLAT
A1969	.111/.097	.335	.210	.010	FLAT
A906	.112	.188	.200	.010	ROLLED
A1529	.113	.335	.225	.0105	ROLLED
A1140	.115	.180	.265	.010	FLAT
A1566	.116	.130	.200	.009	ROLLED
A2105	.116	.151	.156	.009	CLIPPED
A1779	.116	.151	.200	.009	FLAT
A1037	.117	.215	.210	.010	FLAT
A1715	.118	.192	.225	.013	ROLLED
A3312	.120/.104	.118	.250	.012	FLAT
A702	.120	.172	.200	.008	FLAT

A2993	.120	.265	.218	.013	ROLLED
A2645	.120	.270	.210	.0105	ROLLED
A1578	.121	.139	.220	.010	ROLLED
A3057	.121	.175	.250	.010	FLAT
A2742	.122	.115	.217	.0095	FLAT
A1706	.122	.481	.218	.0085	FLAT
A3402	.123	.320	.250	.016	FLAT
A1646	.123	.459	.218	.016	FLAT
A3305	.123	.725	.250	.0135	ROLLED
A1367	.123	.782	.187	.0135	FLAT
A3610	.125	.280	.155	.011	CLIPPED
A3289	.125	.560	.240	.011	FLAT
A3117	.126/.118	.490	.270	.0105	FLAT
A3027	.126/.118	.490	.285	.0105	FLAT
A3023	.126/.118	.490	.390	.0105	FLAT
A1898	.126	.465	.375	.0105	ROLLED
A1647	.126	.490	.390	.0105	FLAT
A1782	.128	.130	.200	.009	ROLLED
A3036	.130/.118	.337	.406	.013	FLAT
A3103	.130/.118	.342	.270	.008	FLAT
A1411	.130/.118	.342	.280	.008	FLAT
A2625	.131	.430*	.142	.0075	CLIPPED
A1051	.139	.245	.250	.009	ROLLED
A3415	.142	.742	.250	.013	FLAT
A2216	.143	.050	.593	.008	FLAT
A1013	.143	.385	.280	.010	FLAT
A395	.145/.132	.237	.250	.013	FLAT
A1705	.145	.247	.281	.008	FLAT
A915	.147	.168	.225	.008	ROLLED
A2396	.149	.477	.315	.0115	ROLLED
A2995	.149	.493	.315	.012	FLAT
A2982	.152	.197	.245	.010	ROLLED
A2733	.156	.155	.207	.013	FLAT
A3041	.157	.171	.208	.013	FLAT
A3053	.157	.176	.208	.013	FLAT
A1160	.158	.091	.215	.009	FLAT
A1477	.160	.299	.213	.013	FLAT
A2592	.160	.438*	.182	.007	CLIPPED
A2589	.160	.440*	.182	.007	CLIPPED
A2521	.160	.505*	.182	.008	BELL
A2607	.161	.454*	.182	.007	CLIPPED

Closed End Eyelets

All Dimensions in Inches

*Length Overall

Eyelet Number	Outside Diameter	Length Under Flange	Flange Diameter	Metal Thickness	Type of Flange
A2451	.162	.417*	.182	.0075	CLIPPED
A3490	.164	.440*	.182	.007	CLIPPED
A2401	.165	.417*	.182	.0075	CLIPPED
A2471	.165	.439*	.200	.008	FLAT
A1098	.172	.375	.375	.013	ROLLED
A1776	.175	.703	.205	.022	CLIPPED
A1711	.175	.707	.205	.018	CLIPPED
A2723	.176	.895*	.179	.018	CLIPPED
A2315	.180	.187	.312	.013	FLAT
A2545	.180	.445	.312	.015	FLAT
A1312	.180	.445	.425	.015	FLAT
A3272	.183	.230	.290	.0105	ROLLED
A3064	.183	.290	.290	.0105	ROLLED
A3274	.183	.320	.290	.0105	ROLLED
A3813	.185	.234	.270	.012	FLAT
A3715	.185	.396	.265	.016	FLAT
A3612	.185	.500	.290	.016	FUNNEL
A2937	.194	.448	.350	.022	FLAT
A2940	.194	.498	.350	.022	FLAT
A2905	.194	.563	.350	.022	FLAT
A2941	.194	.593	.350	.022	FLAT
A2533	.196	.310	.267	.009	ROLLED
A3653	.197	.151	.250	.009	FLAT
A1270	.208	.475	.360	.014	ROLLED
A2971	.215	.219	.340	.011	ROLLED
A2960	.215	.250	.340	.011	ROLLED
A3078	.215	.645	.365	.015	FLAT
A2079	.216	.899	.375	.016	FLAT
A2511	.218	.885*	.228	.016	CLIPPED
A2619	.225/.190	.870	.470	.020	FLAT
A2434	.226	.652	.375	.016	ROLLED
A1557	.226	.873	.265	.032	CLIPPED
A2845	.227	.320	.383	.015	FLAT
A374	.238/.228	.225	.325	.013	ROLLED
A1135	.240	.234	.350	.016	FLAT
A3744	.243	.319	.385	.011	FLAT

A2656	.245	.551	.750	.010	FLAT
A2774	.250	.357	.375	.018	FLAT
A3180	.270	.206	.344	.014	FLAT
A3323	.275	1.270	.495	.025	FLAT
A1795	.285	.157	.385	.013	FLAT
A2899	.287	.255	.531	.013	ROLLED
A3678	.290	.766	.360	.016	FLAT
A3195	.294	.195	.440	.020	ROLLED
A2043	.295	.509	.390	.016	FLAT
A1734	.305/.295	.222	.468	.008	FLAT
A1239	.308	.309	.400	.016	FLAT
A869	.312	.386	.460	.014	FLAT
A2838	.325	.682	.437	.028	FLAT
A3382	.345/.340	.228	.435	.010	FLAT
A2504	.356	.490	.675	.013	ROLLED
A2513	.370	.714	.625	.016	FLAT
A2037	.375	.584	.562	.016	FLAT
A3267	.375	.634	.468	.016	FLAT
A1773	.408	.479	.610	.016	FLAT
A1864	.410	.367	.515	.013	ROLLED
A3134	.450/.438	.419	.574	.018	FLAT
A3751	.500	.425	.625	.020	FLAT
A1707	.500	.528	.688	.032	FLAT
A2387	.525/.373	.634	1.510	.021	FLAT
A2444	.560	.304	.718	.011	FLAT
A2791	.662	.284	.890	.016	FLAT
A2252	.690/.560	.609	1.710	.021	FLAT
A2737	.720/.563	.609	1.710	.021	FLAT
A1538	.765	.234	.950	.010	ROLLED
A2916	.775/.772	.220	.970	.010	ROLLED
A2948	.775/.770	.330	.970	.010	ROLLED
A3720	.775/.770	.330	.970	.012	ROLLED
A3719	.775/.772	.220	.970	.012	ROLLED
A1732	.778	.335	.953	.010	ROLLED
A1955	.780	.150	.940	.013	ROLLED
A703	.815/.795	.252	1.040	.014	ROLLED
A1761	.932	.430	1.048	.020	FLAT
A3273	.980	.610	1.187	.030	FLAT
A2887	1.102	.353	1.312	.0201	ROLLED
A1835	1.245/1.235	.305	1.850	.020	ROLLED

Government Contracts

Approved, and in many cases, specified...Stimpson Grommets and Washers, Eyelets and Snap Fasteners, Clamps and Vents are manufactured in the United States of America and meet with the latest Military and Commercial Specifications.

*Whether your product is a tent,
field pack, duffel bag, parachute...
Stimpson products can help you make your quality
products that much better.*

*We are proud of the quality of our product and service and
look forward to working together with you..
by providing free samples...
making test settings in your products...
quoting attractive pricing...or just by providing a friendly,
knowledgeable voice on the other end of the phone.*



MS 20230



MIL-F-10884 MS 27980/81



ORD# 8720124



BOOT VENT & WASHER



MIL-G-16491 NASM16491



MIL-E-20652



HAT VENT & WASHER



MATTRESS VENTS



MAIL BAG GROMMET & WASHER



Displayed are some of our most requested items.

Stimpson Cage Code #57771

ISO 9001 Certified

1515 SW 13th Court • Pompano Beach, FL 33069-4710

(877) 765-0748 • Fax: (954) 545-7440

E-Mail: customer_service@stimpson.com

Web: www.stimpson.com

Stimpson Attaching Machines

Quality fasteners need to be supported by quality tooling and attaching machines. Whether your requirements are for a hand operated bench machine, or a fully automatic dual feed grommeting machine, Stimpson makes available to you the finest quality products in the marketplace...insuring that your investment in new tooling or a new machine will be a wise one.

The following is intended to be a brief introduction of machinery offered by the Stimpson Company, and therefore not all models or variations are shown.

For more information regarding Stimpson attaching machines and tooling, please ask to speak to one of our Machinery Customer Service Consultants, who will be happy to assist you. Additional information is also available on our website at www.stimpson.com.

Note: Safety devices as required are provided with your machine. Safety guards or other operational safety devices provided should never be removed, disabled or over-ridden during operation since they are designed to reduce the potential of injury to the operator.

*Photographs may vary from actual machines due to minor design changes.

 <p>Hand Drive</p> <p>Used with a wooden or rawhide mallet, Stimpson Hand Drive Tools can be used to set most Stimpson products.</p>	<p>Model 479</p> <p>Model 479 is a hand feed machine, ideal where production is limited, available in either foot, pneumatic or electric power formats. Also available with steel arm.</p> <p>Height _____ 45" Weight _____ 113 lbs. Throat Depth _____ 4" Stroke _____ 1-3/8" Floor Space _____ 14" x 20"</p> 
 <p>405 Bench Press</p> <p>Low cost and versatile, the 405 bench press is ideal for smaller projects or prototype work. It is especially well suited for setting Stimpson Self-Piercing Grommets & Washers in most lightweight fabrics. Made with a heavy duty aluminum frame.</p> <p>Height _____ 12" Weight _____ 10 lbs. Throat Depth _____ 2-3/4" Stroke _____ 1-3/4" Bench Space _____ 3-1/2" x 9"</p>	 <p>Stimpson[®] Co. Inc.</p> <p>Established 1852</p> <p>ISO 9001 Certified</p> <p>1515 SW 13th Court • Pompano Beach, FL 33069-4789 (877) 765-0748 • Fax: (954) 545-7440 Web Site: www.stimpson.com E-Mail: customer_service@stimpson.com</p>

Stimpson
proudly offers the
Edward Segal
line of
Attaching Machines



Model S-83

The Model S-83 is a highly versatile machine that is capable of setting both eyelets and grommets in light to medium duty work. This machine can be set up as a single or dual feed machine for grommet and washer applications or multiple eyelet settings. The S-83 is also available as a dual revolution machine, to aid in punching holes through difficult materials.



Model S-83 GW

A dual feed, heavy duty grommeting machine which pierces your material while it automatically feeds and sets both the grommet and the washer all with one tripping of the electric foot switch. Available for rolled rim grommet sizes #0 to #4 with matching spur washer, and plain grommet and matching neck or teeth washer, sizes #00 to #4.




Model 3P5

Model 3P5 is a portable pneumatic press specifically designed for grommet applications. At only 16" tall and 3-1/2" wide, this powerful compact press is capable of punching a hole in a wide range of industrial fabrics and attaching Stimpson grommets and washers (sizes #00 - #8), all in a single cycle. The 3P5 is available in two versions; one for standard fabrics and a second for heavier fabrics and larger grommets. All of the setting tools are interchangeable, and are simply threaded in place allowing for fast conversions. This machine is built on a sturdy welded frame and designed for safe operation, portability, and ease for use.



Model SF2

The Model SF2 is a fully automatic attaching machine tooled for industry snap fastener components. This machine is offered for customers looking for an affordable, reliable solution for snap fastener applications. The Model SF2 is a flywheel powered machine and features rotary hoppers, a target light for locating the snap position on the material, and a mechanical clutch with a non-repeat mechanism to ensure long-term safe operation.



Model S-92 GW

The S-92 GW is a dual feed, heavy duty grommeting machine. It offers the attractive advantage of being able to make settings in heavy duty industrial fabrics by punching out the hole and then attaching the grommet & washer in a single cycle. In addition, a material thickness compensator allows materials with thickness difference of up to 1/8" to be set without a setting tool adjustment. Available for grommet & washer sizes #00 to #4 inclusive.

Newest Additions To The Eyelet Catalog

Flat Flange Eyelets

Eyelet Number	Outside Diameter	Length Under Flange	Flange Diameter	Metal Thickness
A3923	.065	.060	.190	.009
A3919	.099	.528	.156	.012
A3918	.118	.149	.197	.008
A3929	.118	.405	.201	.012
A3921	.125	.480	.240	.0105
A3916	.152/.149	.080	.212	.010
A3930	.185	.362	.295	.008
A3932	.187	.420	.350	.016
A3926	.230	.515	.325	.010
A3915	.260	.405	.437	.015
A3920	.471	.180	.800	.020
A3917	.478	.180	.800	.020
A3909	.715	.400	.800	.013

Oblong Eyelet

Eyelet Number	Outside Diameter	Length Under Flange	Flange Diameter	Flange Type	Metal Thickness
A3925	.582 x .342	.173	.902 x .660	ROLLED	.010

Rolled Flange Eyelets

Eyelet Number	Outside Diameter	Length Under Flange	Flange Diameter	Metal Thickness
A3914	.075	.080	.140	.008
A3910	.084	.453	.180	.0105
A3933	.101	.053	.173	.008
A3924	.104	.095	.195	.008
A3927	.398	.190	.706	.012
A3911	.400	.185	.687	.010
A3912	.440	.105	.705	.010
A3922	.530	.874	1.050	.016

Bell Flange Eyelet

Eyelet Number	Outside Diameter	Length Overall	Flange Diameter	Metal Thickness
A3913	.255	.400	.406	.015



ISO 9001 Certified

1515 SW 13th Court • Pompano Beach, FL 33069-4710
 (877) 765-0748 • Fax: (954) 545-7440
 Web Site: www.stimpson.com
 E-Mail: customer_service@stimpson.com



ISO 9001 Certified

1515 SW 13th Court • Pompano Beach, FL 33069-4710
(877) 765-0748 • Fax: (954) 545-7440
Web Site: www.stimpson.com
E-Mail: customer_service@stimpson.com

**...the
world's
largest
producer
of eyelets...**