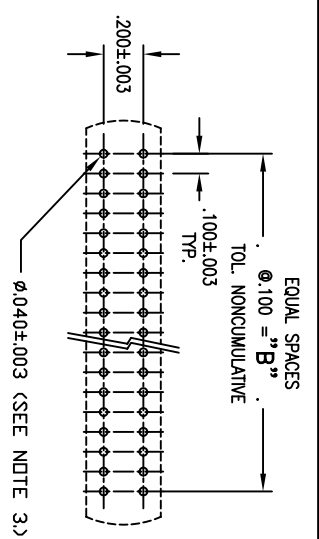


REV	DESCRIPTION	DATE	APPROVED
A	INITIAL RELEASE (ESR 0340)	01-10-96	JWM

REVISIONS

- NOTES:**
- MATERIALS AND FINISH:**
INSULATOR - GLASS FILLED THERMO-PLASTIC POLYESTER, 94W-0 RATED, BLACK.
CONTACT MATERIAL - PHOSPHOR BRONZE
CONTACT PLATING - .000030 Au OVER .000050 Ni ON CONTACT POINT, TAIL AND COMPLIANT SECTION .000100 MATE FINISH 60/40 SnPb.

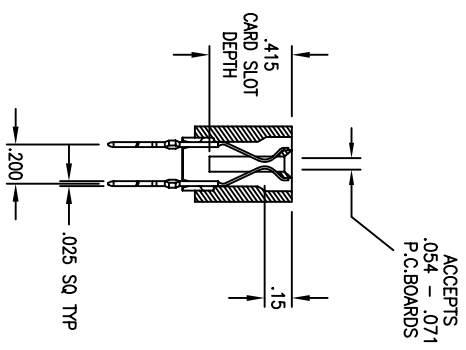
RECOMMENDED PCB LAYOUT



- ELECTRICAL CHARACTERISTICS:**
CONTACT RESISTANCE:
CONTACT TO DAUGHTER CARD - 10 MIILOHMS.
COMPLIANT SECTION TO P.I.H. - 2 MIILOHMS.
DIELECTRIC WITHSTANDING VOLTAGE - 1000 VAC.
INSULATION RESISTANCE - 5000 MEGOHMS.
CONTACT CURRENT RATING - 3 AMPS AT 30°C.

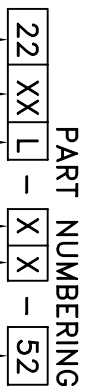
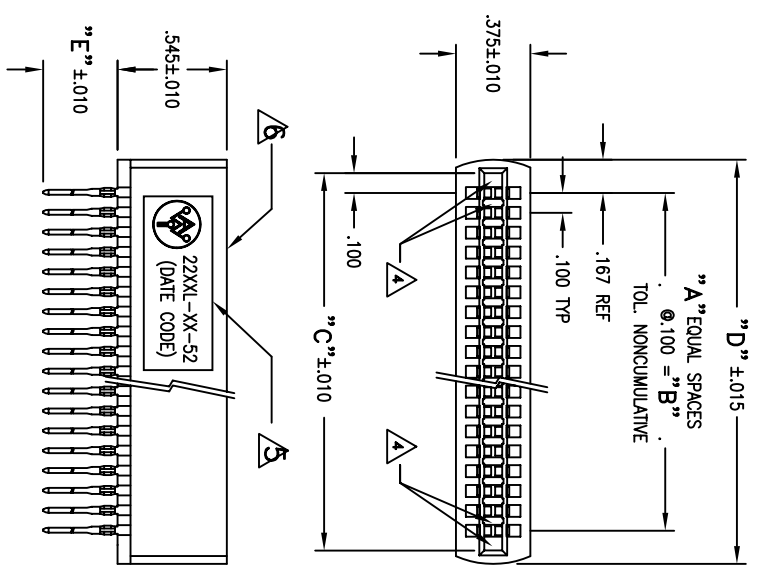
- MECHANICAL CHARACTERISTICS:**
OPERATING TEMPERATURE - -55° TO +125°C.
DURABILITY - PER BELLCORE TR-NWT-000078.
P.C. BOARD INSERTION FORCE - 16 OZ PER CONTACT PAIR MAXIMUM WITH .071 THICK TEST GAUGE.
P.C. BOARD WITHDRAWAL FORCE - 1 OZ PER CONTACT PAIR MINIMUM WITH .054 THICK TEST GAUGE.
INSERTION FORCE - COMPLIANT SECTION 40 lbs MAXIMUM PER CONTACT.
WITHDRAWAL FORCE - COMPLIANT SECTION 10 lbs MINIMUM PER CONTACT.
HOLE SIZE REQUIREMENTS:
DRILLED HOLE DIA. .0453±.001.
PLATING: .001 TO .003 COPPER AND .001 TO .0008 SOLDER.
FINISHED HOLE DIA. .040±.003.

- .300 AND .350 CARD SLOT DEPTH CONTROLLED BY THESE POSITIONS ONLY.
- MARKING AS SHOWN, WHITE INK.
- FLAT ROCK ASSEMBLE TO BACKPANEL NO SPECIAL TOOLING REQUIRED. BACKPANEL MIN. THICKNESS TO BE .093.



DIMENSIONS

	(TO DETERMINE, SUBTRACT 1 FROM THE NUMBER OF DESIRED DUAL CONTACT POSITIONS)
A	NUMBER OF EQUAL SPACES X .100 + .200
B	NUMBER OF EQUAL SPACES X .100
C	NUMBER OF EQUAL SPACES X .100 + .200
D	NUMBER OF EQUAL SPACES X .100 + .334
E	TAIL LENGTH: SEE PART NUMBERING



- PLATING CODE (SEE NOTES)
- | | |
|---|-------|
| 1 | -.190 |
| 2 | -.375 |
| 3 | -.465 |
| 4 | -.570 |
| 5 | -.710 |
- CARD SLOT DEPTH (SEE NOTE 4)
- | | |
|---|-------|
| 1 | -.415 |
| 2 | -.350 |
| 3 | -.300 |

APPROVED

NAME	DATE
JWM	01-96
Y.L.	01-96
W.B.K.	01-96
J.W.M.	01-96

THE INFORMATION, DATA AND/OR SERVICE CONTAINED ON THIS DRAWING ARE PROPRIETARY TO A.W. INDUSTRIES AND MAY NOT BE COPIED, REPRODUCED OR DISCLOSED IN ANY MANNER WITHOUT THE WRITTEN PERMISSION OF A.W. INDUSTRIES.

ALL DIMENSIONS ARE IN INCHES.

TOLERANCES:
DECIMAL .XX ±.015
.XXX ±.005
ANGLE ±1/2°

A.W. Industries, Incorporated
6788 N.W. 17th AVENUE
Fort Lauderdale, FL 33309

COMPLIANT PIN PRESS FIT CARD EDGE CONNECTOR .100 X .200 CENTERS

SIZE: C
SCALE: NONE
ACAD FILE NO: 03-0299-0A
SHEET: 1 OF 1

CUSTOMER DRAWING