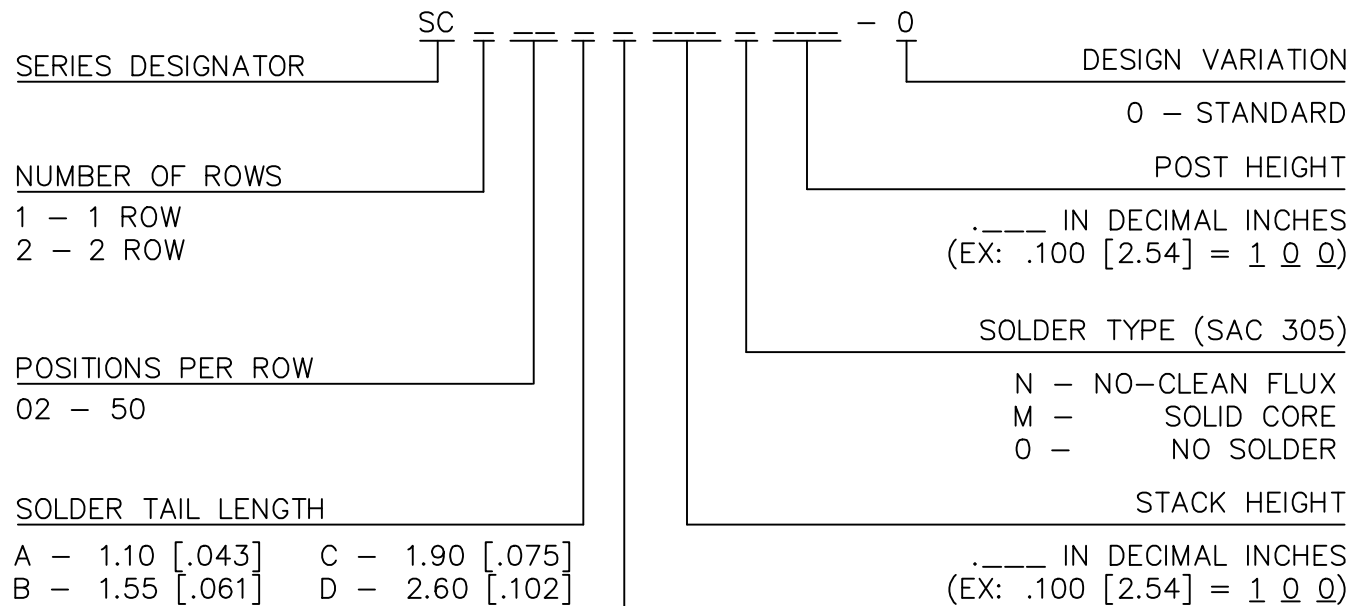


Rev	Description	Date	By
A	INITIAL RELEASE	09/15/05	JSC

PART NUMBER DESCRIPTION



CONTACT FINISH DESIGNATION 4 5		
DESIGNATION	MATING ZONE	SOLDER TAIL
S	GOLD - FLASH	GOLD - FLASH
2	GOLD - 10 MICROINCHES	GOLD - 10 MICROINCHES
C	GOLD - FLASH	PURE TIN - 100 MICROINCHES
B	GOLD - 10 MICROINCHES	PURE TIN - 100 MICROINCHES
H	GOLD - 30 MICROINCHES MIN	PURE TIN - 100 MICROINCHES
0	PURE TIN - 100 MICROINCHES	PURE TIN - 100 MICROINCHES

NOTES: UNLESS OTHERWISE SPECIFIED

- INTERPRET THIS DRAWING IN ACCORDANCE WITH ASME Y14.5M - 1994
- FOR OTHER SIZES, FINISHES OR ADDITIONAL DATA CONSULT TEKA CUSTOMER SERVICE DEPARTMENT
- CONNECTOR SOLDER VOLUME BASED ON APPLICATION TO A .062±.007 [1.58±0.18] THICK PRINTED CIRCUIT BOARD
- INDICATED DIMENSION APPLICABLE TO SELECTIVE CONTACT FINISHES ONLY
- ALL TIN FINISHES ARE LOW STRESS / WHISKER MITIGATING

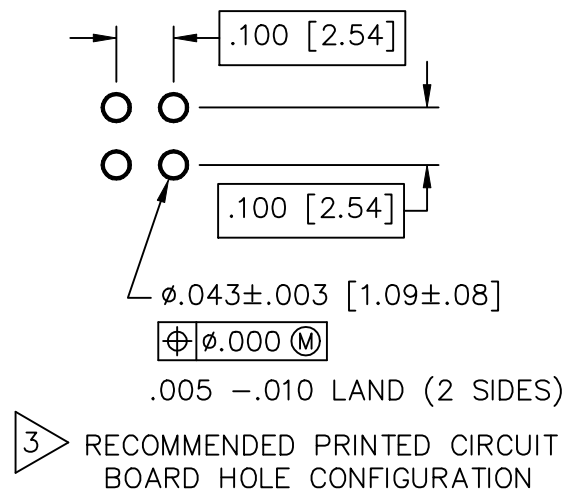
MATERIALS:

HOUSING: HIGH TEMPERATURE THERMOPLASTIC, UL RATED 94-V0

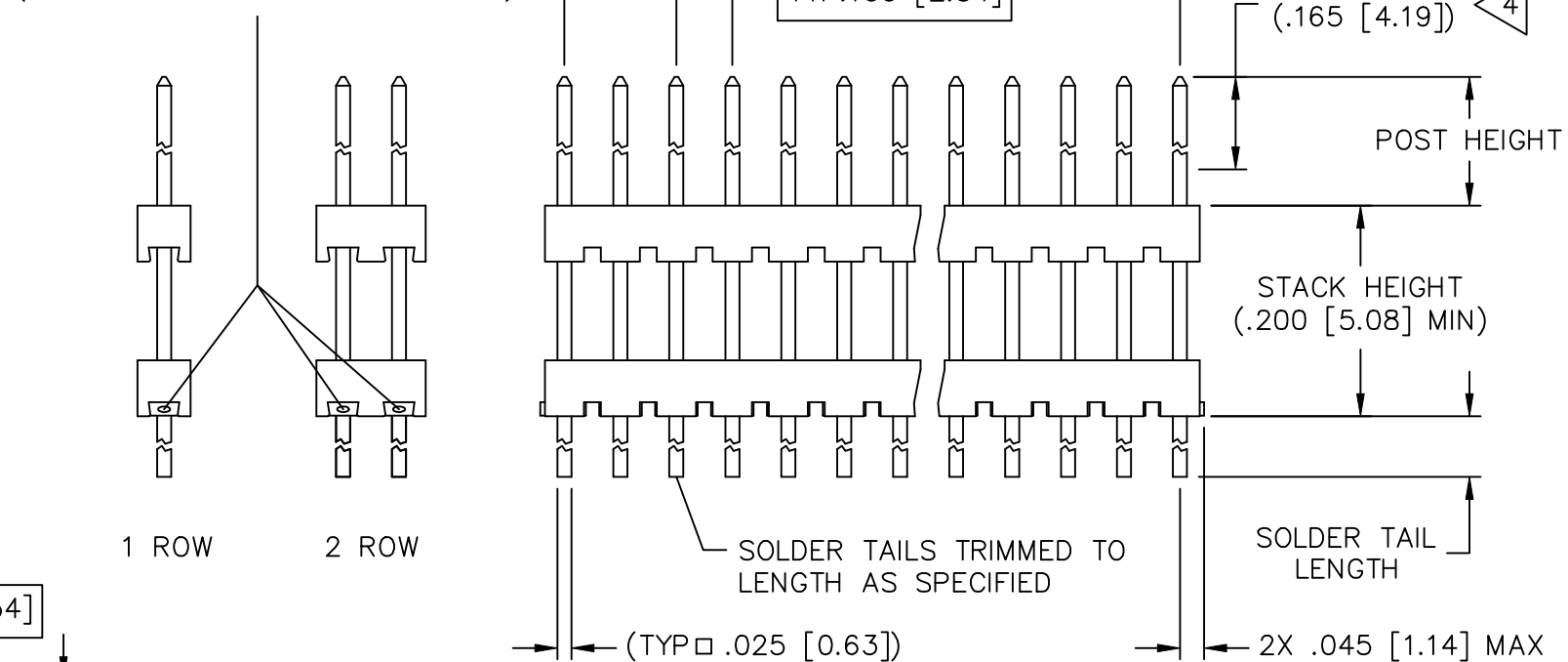
CONTACT: COPPER ALLOY


SOLDER: SEE PART NUMBER DESCRIPTION

CONTACT FINISH: (SEE PART NUMBER DESCRIPTION)



SAC 305 SOLDER (NO-CLEAN FLUX AS APPLICABLE)



Unless otherwise specified: All dimensions are: Inches [mm]	Drawn by: J CACHINA	Date: 09/15/05	 AN INTERPLEX INDUSTRIES CO. 100 PIONEER AVE WARWICK, R.I. 02888 TEL: (401) 785-4110 FAX: (401) 781-5730 E-MAIL: sales@teka.com
	Checked by: JSC Date: 09/15/05		
-Tolerances-	Title: SB STACKED HEADER - .100 [2.54] PITCH (ROHS COMPLIANT)		Part No: SC-----0
No of places IN [mm]	Ref No: S20562		Scale: 3:1 Sheet 1 of 1
one ±.1 ±2,54			
two ±.02 ±0,5			
three ±.010 ±0,25			
Angular ±2°			