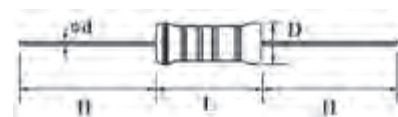


此商品编号的规格参数是:1KΩ (1001) ±1% 圆柱状直插1/4W

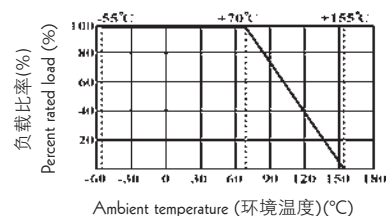
Feature (特性)

- EIA standard color coding. EIA标准色码
- Flame retardant type available 可供不燃性涂装
- Low noise & voltage coefficient 噪声低, 电压系数小
- Low temperature coefficient range 温度系数低
- Multiple epoxy coating on vacuum-deposited metal film provides superior moisture protection 真空溅射金属皮膜涂多层环氧树脂, 防水性效果好
- Nichrome resistive element provides stable performance in various environments 镍基金属膜层的采用使各项性能更加稳定



Part No. 料号	Type 类型	Power Rating 功率 70°C	Dimension (尺寸) (mm)			
			D	L	d±0.05	H±3
Normal Size (正常尺寸)						
MFROW8	MF-12	1/8W	1.9±0.3	3.3±0.3	0.45	28
MFROW4	MF-25	1/4W	2.2±0.3	6.5±1.0	0.54	28
MFROW2	MF-50	1/2W	3.0±0.6	9.5±1.0	0.54	28
MFR01W	MF-100	1W	4.5±0.6	11.5±1.0	0.65	28
MFR02W	MF-200	2W	5.0±0.6	15.5±1.0	0.70	28
MFR03W	MF-300	3W	6.0±0.6	17.5±1.0	0.75	28
Small Size & Extra Small Size (小型及超小型尺寸)						
MFR0S4	MF-25-S	1/4W	1.9±0.5	3.3±0.3	0.45	28
MFR004	MF-40-SS	0.4W	1.9±0.5	3.3±0.3	0.45	28
MFR0U2	MF-50-SS	1/2W	2.2±0.5	6.5±0.5	0.54	28
MFR0S2	MF-50-S	1/2W	2.7±0.5	9.0±1.0	0.54	28
MFR006	MF-60-S	0.6W	2.2±0.5	6.5±1.0	0.54	28
MFR01S	MF-100-S	1WS	3.5±0.6	9.5±1.0	0.60	28
MFR02S	MF-200-S	2WS	4.0±0.6	11.5±1.0	0.65	28
MFR03S	MF-300-S	3WS	5.0±0.6	15.5±1.0	0.7	28

Derating Curve (降功率曲线)



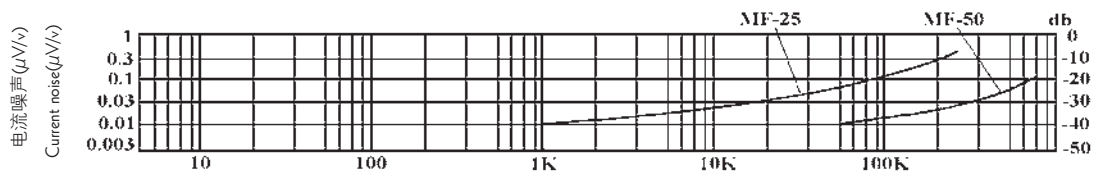
Standard Non-flammable coating for Small size type (except MF-50-S). [小尺寸标准不燃性涂装 (MF-50-S除外)]

Part No. 料号	Type 类型	Dielectric Withstanding Voltage 绝缘耐压	Max. Working Voltage 最大工作电压	Max. Overload Voltage 最大过负荷电压	Standard Order 标准品			Special Order 特殊订购品		
					Tolerance 公差	TCR 温度系数	Resistance Range 阻值范围	Tolerance 公差	TCR 温度系数	Resistance Range 阻值范围
MFROW8	MF-12	400V	200V	400V	±1%	±50	10Ω-1MΩ	±0.25%	±15	51.1Ω ~ 200KΩ
MFR0S4	MF-25-S	200V	200V	400V	±2%	±100	10Ω-1MΩ	±0.5%	±25	51.1Ω ~ 511KΩ
MFR004	MF-40-SS				±5%	±200	1Ω-1MΩ	±0.5%	±50	51.1Ω ~ 511KΩ
MFROW4	MF-25	500V	250V	500V	±1%	±50	10Ω-1MΩ	±0.1%	±15	10Ω ~ 1MΩ
MFR0U2	MF-50-SS	250V	250V	500V	±2%	±100	1Ω-1MΩ	±0.25%	±25	10Ω ~ 1MΩ
MFR006	MF-60-S				±5%	±200	1Ω-1MΩ	±0.5%	±50	10Ω ~ 1MΩ
MFR0S2	MF-50-S	700V	350V	700V	±1%	±50	10Ω-1MΩ	±0.1%	±15	100Ω ~ 330KΩ
MFROW2	MF-50				±2%	±100	10Ω-1MΩ	±0.25%	±25	51.1Ω ~ 511KΩ
MFR01W	MF-100	1000V	500V	1000V	±5%	±200	1Ω-1MΩ	±0.5%	±50	10Ω ~ 1MΩ
MFR02W	MF-200				±1%	±50	51.1Ω-1MΩ	±0.1%	±15	100Ω~330KΩ
MFR03W	MF-300	±2%	±100	51.1Ω-1MΩ	±0.25%	±25	51.1Ω ~ 511KΩ			
MFR01S	MF-100-S	350V	350V	700V	±1%	±50	1Ω-1MΩ	±0.5%	±50	51.1Ω ~ 1MΩ
MFR02S	MF-200-S	350V	500V	1000V	±2%	±100	10Ω~1MΩ	±0.25%	±25	51.1Ω~511KΩ
MFR03S	MF-300-S				±5%	±200	±0.5%	±50	51.1Ω~1MΩ	

Performance Specification (性能)

Temperature coefficient	温度系数	according to page 58 (参考第 58 页)
Short-time overload	短时间过负荷	$\Delta R/R \leq \pm(0.5\%+0.05\Omega)$, with no evidence of mechanical damage (无可见机械损伤)
Dielectric withstanding voltage	绝缘耐压	With no evidence of flashover, mechanical damage, arcing or insulation breakdown 无击穿、飞弧及可见机械损伤
Pulse overload	脉冲过负荷	$\Delta R/R \leq \pm(1\%+0.05\Omega)$, with no evidence of mechanical damage (无可见机械损伤)
Terminal strength	端子强度	No evidence of mechanical damage (无可见机械损伤)
Soldering heat	耐焊接热	$\Delta R/R \leq \pm(1\%+0.05\Omega)$, with no evidence of mechanical damage (无可见机械损伤)
Solderability	可焊性	Min. 95% coverage (最少 95% 覆盖率)
Resistance to solvent	耐溶剂	No deterioration of protective coating and marking (包封层, 色码完整)
Temperature cycling	温度循环	$\Delta R/R \leq \pm(1\%+0.05\Omega)$, with no evidence of mechanical damage (无可见机械损伤)
Load life in humidity	湿度寿命	Normal type (普通型): $\Delta R/R \leq \pm 1.5\%$; Flame retardant type (阻燃型): $\Delta R/R \leq \pm 5\%$.
Load life	负载寿命	Normal type (普通型): $\Delta R/R \leq \pm 1.5\%$; Flame retardant type (阻燃型): $\Delta R/R \leq \pm 5\%$.

Current Noise Level (电流噪声水平)



Ordering Procedure (Example: MFR 1/8W 1% 50PPM 47.5KΩ T/R-5000)

订购方式 (例如: MFR 1/8W 1% 50PPM 47.5KΩ T/R-5000)

