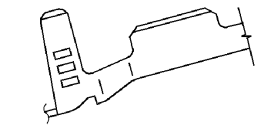
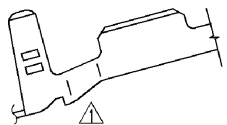


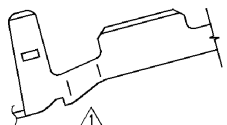
APPLICABLE WIRE SIZE MARK



△ (7116-4105-02)

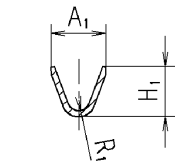


(7116-4103-02)

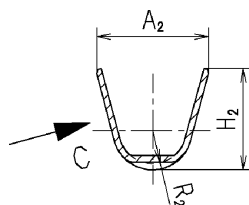


(7116-4102-02)

VIEW C



SEC. A-A



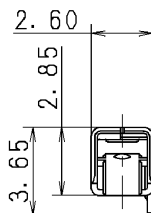
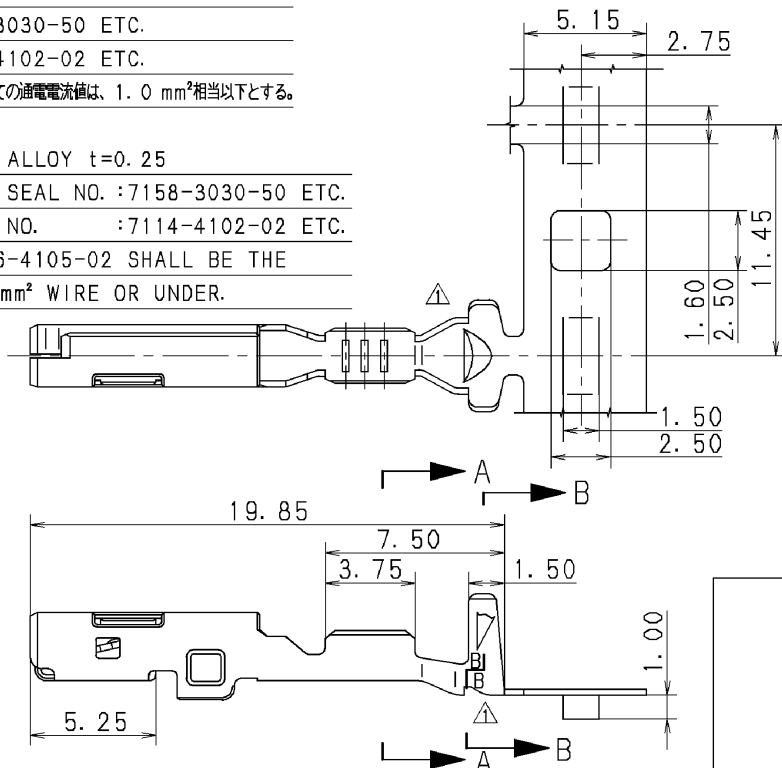
SEC. B-B

- 注記
1. 材質:銅合金 t=0.25
 2. 適用ゴム検品番 :7158-3030-50 ETC.
 3. かん合端子品番 :7114-4102-02 ETC.
 4. 7116-4105-02における通電電流値は、1.0 mm²相当以下とする。

NOTES

1. MATERIAL: COPPER ALLOY t=0.25
2. APPLICABLE WIRE SEAL NO. :7158-3030-50 ETC.
3. MATING TERMINAL NO. :7114-4102-02 ETC.
4. CURRENT FOR 7116-4105-02 SHALL BE THE CURRENT FOR 1.0 mm² WIRE OR UNDER.

| PART NO. AND CH. CODE | A ₁ | A ₂ | R ₁ | R ₂ | H ₁ | H ₂ | WIRE SIZE (mm ²) |
|-----------------------|----------------|----------------|----------------|----------------|----------------|----------------|------------------------------|
| 7116-4102-02 | 2.30 | 4.75 | 0.45 | | (2.30) | (4.25) | △0.3 ~ 0.5 EQUIVALENT |
| 7116-4103-02 | 3.00 | 4.90 | 0.60 | 1.45 | (2.95) | (4.40) | △0.6 ~ 1.25 EQUIVALENT |
| △7116-4105-02 | △3.40 | 4.95 | △0.80 | | △(3.65) | (4.50) | △1.50~2.00 EQUIVALENT |



| DATE | REVISION RECORD | NO. | CHKD |
|----------|--------------------------------------|----------|------|
| 11.07.10 | CORRECTION OF CLERICAL ERROR ETC. | C11-Z461 | R. M |
| 03.07.10 | CHANGED WIRE SIZE & NOTE | C03-X450 | K. O |
| 99.06.18 | CHANGED FORM, WIRE SIZE & ADDED NOTE | C99-L931 | H. O |
| 97.04.18 | ADDED PARTS NO. | C97-6703 | Y. T |
| 96.04.16 | ADDED NOTES | C96-L510 | H. K |
| 96.01.25 | CHANGED FORM | C96-6050 | Y. T |
| 95.10.25 | NEW | C95-6712 | Y. T |

| LET | DATE | REVISION RECORD | NO. | CHKD | | | |
|-------------------|-------|-----------------|--------|--------|--------|-------|--------|
| GENERAL TOLERANCE | | | | | | | |
| | 10MAX | 50MAX | 100MAX | 250MAX | 250OVR | ANGLE | ECCENT |
| A | ±0.15 | ±0.2 | ±0.3 | ±0.5 | ±0.75 | ±30' | 0.1 |
| B | ±0.2 | ±0.3 | ±0.55 | ±0.95 | ±1.4 | ±30' | 0.1 |
| (C) | ±0.3 | ±0.5 | ±0.8 | ±1.4 | ±2 | ±30' | 0.15 |
| SPECIFIED | | | | | | | MASS |

| | | | | | |
|-------------------|-----|-----------------------|----|--------------------------------|---|
| CUSTOMER | | MATT. SPEC. SEE NOTES | | TREAT. & FIN. | |
| CUSTOMER PART NO. | | CUSTOMER DWG NO. | | NAME △1.5 SYSTEM SEALED FEMALE | |
| OFFICE | | TRIAL PART NO. | | TERMINAL (TIN PLATED) | |
| VENDOR | | VENDOR NO. | | PART NO. 7116-4102-02 ETC. | |
| DWG TYPE | | DWG SOURCE | | CH. CODE | |
| R | NEW | 95.10.25 | mm | 5/1 | 3 |
| APPROVED | | CHECKED | | DESIGN | |
| N. SUGIE | | | | Y. TOMITA | |
| 11.07.10 | | | | R. MAJERANO | |
| | | | | 95.10.25 11.07.10 | |

| | | |
|--------------------------|--|-------------|
| DWG NO. 7116-4102-02 : R | | SET DWG NO. |
| YAZAKI CORPORATION | | |