

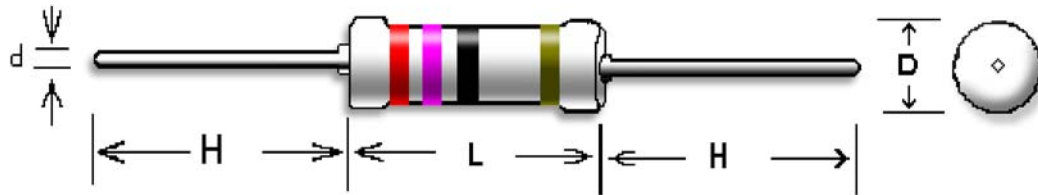
FGE- Fusible Resistor

Specifications Per

- IEC 115-1 115-4

Features

- Flameproof Multi-layer Coating Meets UL-94V-0
- Flameproof Feature Meets Overload Test UL-1412
- Color Code Per MIL & EIA Standards
- Special Tin Plated Electrolytic Copper Lead Wire



Dimensions

Type	Body Length (L, mm)	Body Diameter (D, mm)	Lead Wire Length (H, mm)	Lead Wire Diameter (d, mm)	Net Weight Per 1000Pcs
FGE26	6.5 ±0.5	2.4 ±0.2	26 ±3	0.55 ±0.03	220 grams
FGE53	6.5 ±0.5	2.4 ±0.2	26 ±3	0.55 ±0.03	220 grams

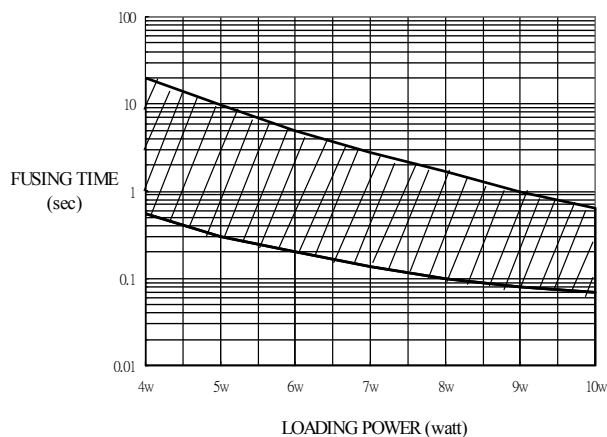
General Specifications

Type	Power Rating (at 70°C)	Max. Working Voltage	Resistance Range Min.	Resistance Range Max.	Resistance Tolerance	Standard Resistance Values
FGE26	1/3W	250V	2.2Ω	15KΩ	±5%	E-24
FGE53	1/2W	350V	2.2Ω	10KΩ	±5%	E-24

Other resistance values and higher wattages available on request.

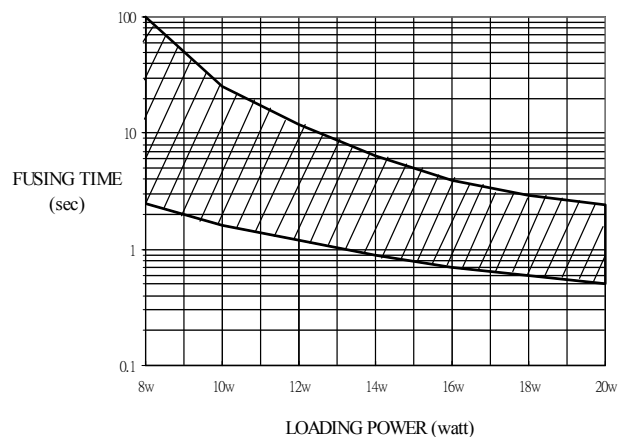
FGE26

FUSING CHARACTERISTICS
USING CONSTANT VOLTAGE



FGE53

FUSING CHARACTERISTICS
USING CONSTANT VOLTAGE



Jun. 30, 2004

FGE- Fusible Resistor

Technical Specifications

Characteristics	Limits
Dielectric Withstanding Voltage, VAC or DC	500
Temperature Coefficient, PPM/°C	±200
Operating Temperature Range, °C	-55~+155
Insulation Resistance, MΩ	10 ⁴
Voltage Coefficient, PPM / V	25

Performance Specifications

Test Characteristics	Test Conditions	Limit
Load Life In Humidity	IEC 60115-1 4.24 56 days at 40°C and 93% relative humidity	±(5% + 0.05R)
Load Life 1,000 hours	IEC 60115-1 4.25.1 Rated load 1.5 hours ON, 0.5 hours OFF, at 70°C	±(5% + 0.05R)
Resistance To Soldering Heat	IEC 60115-1 4.18 10 seconds at 260°C solder bath temperature	±(1% + 0.05R)
Solderability	MIL-STD-202 Method 208 Solder area covered after 230±5°C/5±0.5 seconds w/ flux applied	95% Min.
Vibration	MIL-STD-202 Method 204 Six hours in each parallel and axial direction w/ a simple harmonic motion having an amplitude of 1.52mm and 10 to 20,000 Hz.	±(1% + 0.05R)
Terminal Endurance	IEC 60115-1 4.25.3 1000 hours at 155°C without load	±(1% + 0.05R)
Thermal Shock	IEC 60115-1 4.19 -55°C 30minutes, +155°C 30minutes, 5 cycles	±(1% + 0.05R)

Ordering Information

Type	Tolerance	Temperature Coefficient	Resistance Value	Packaging	Special Request (Optional)
FGE26 FGE53	J (5%)	TK100	10K	TB TR	LV (Low value)

Jun. 30, 2004