

Light Emitting Diodes

Thru-Hole LEDs

ADP Series



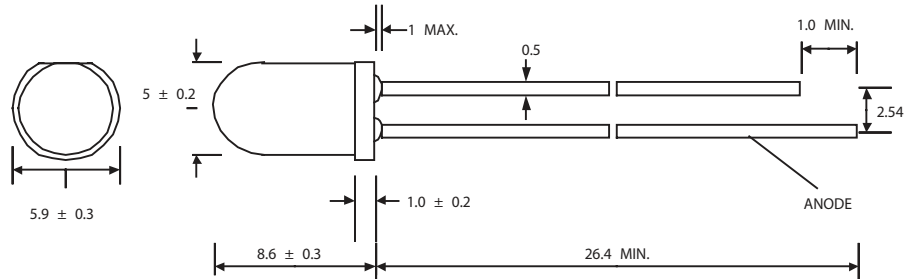
ADP3-51500-S1

GREEN



INTRODUCTION

The Adiva Thru-Hole LED has a wide range of applications and is encapsulated in water clear epoxy resin with a 5mm diameter.



ABSOLUTE MAXIMUM RATINGS

| Items | Symbols | Ratings | Unit |
|-----------------------------|-----------|-----------|------|
| Operation Forward Current | I_f | 30 | mA |
| Reverse Current | I_r | 100 | uA |
| Operating Temperature Range | T_{Op} | -25 ~ 80 | C |
| Power Dissipation | P_D | 100 | mW |
| Peak Pulse Forward Current | P_{If} | 100 | mA |
| Storage Temp. Range | T_s | -30 ~ 100 | C |
| Soldering Temperature | T_{sol} | * 260 | C |

FEATURES

- High Luminous intensity, with a longer operation life.
- Excellent consistency on color, intensity and Forward Current.
- Rugged and reliable design gives high shock/vibration resistance.
- Excellent Solderability and resistance to soldering heat.
- High Reliability, 100% Probing Test.
- Low thermal resistance

ELECTRICAL-OPTICAL CHARACTERISTICS

| Parameter | Symbol | Conditions | Min. | Typ. | Max. | Unit |
|---------------------|-------------|------------|------|------|------|------|
| Forward Voltage | V_f | IF=20mA | 1.9 | -- | 2.5 | V |
| Dominant Wavelength | λ_D | IF=20mA | 565 | 570 | 575 | nm |
| Luminous Intensity | I_v | IF=20mA | 500 | -- | 2500 | mcd |

SERIES STANDARD SPECIFICATIONS

| Shape | Emitting Color | Part Number | Wavelength nm | Diffusion | IR(μ A) | | Reverse Voltage RV | Emitting Material | Viewing Angle Q (deg.) |
|----------|----------------|---------------|------------------|-----------|-----------------|-----|-----------------------|----------------------|------------------------------|
| | | | | | IF RV=5V MAX | Min | | | |
| 5 ϕ | Green | ADP3-51500-S1 | 565 - 575 | W.C. | 100 | 20 | 5 V | GaAsP/GaP | 15 - 30 |

| Bin Ranking | S1 | | | Unit |
|--------------------|------------|--|--|------|
| Luminous Intensity | 500 - 2500 | | | mcd |

Light Emitting Diodes

Thru-Hole

ADP Series



ADP3-51500-S1

GREEN

Typical Electrical/Optical Characteristics Curve:
(25 °C Ambient Temperature Unless Otherwise noted)

Fig1. Relative Intensity vs. Wavelength

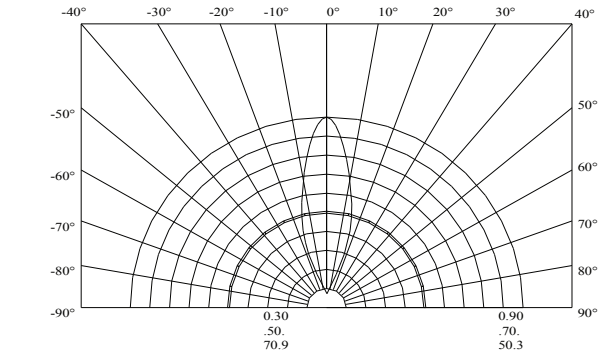
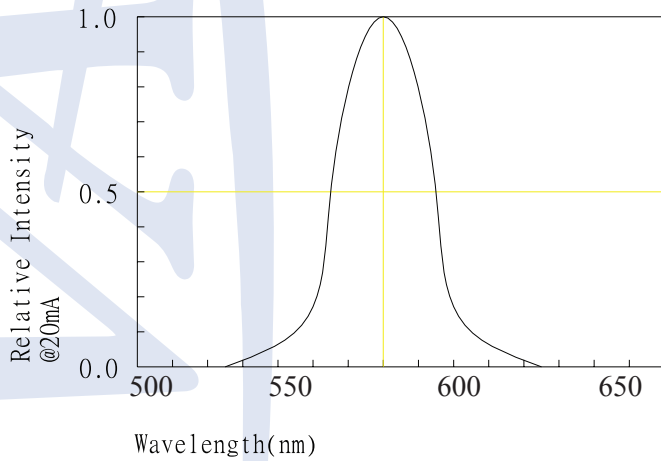


Fig2. Forward Current vs. Forward Voltage

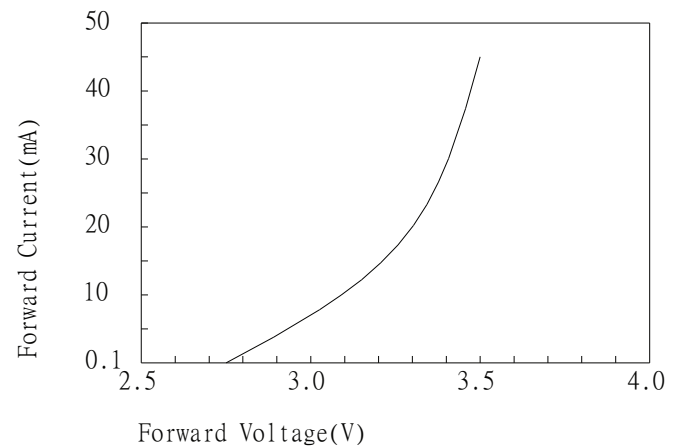


Fig3. Relative Intensity vs. Forward Current

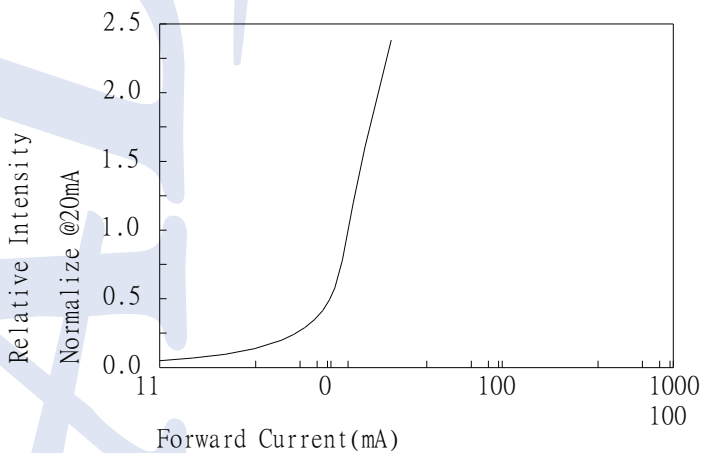


Fig4. Forward Voltage vs. Temperature

