

# Light Emitting Diodes

Thru-Hole LEDs

ADP Series



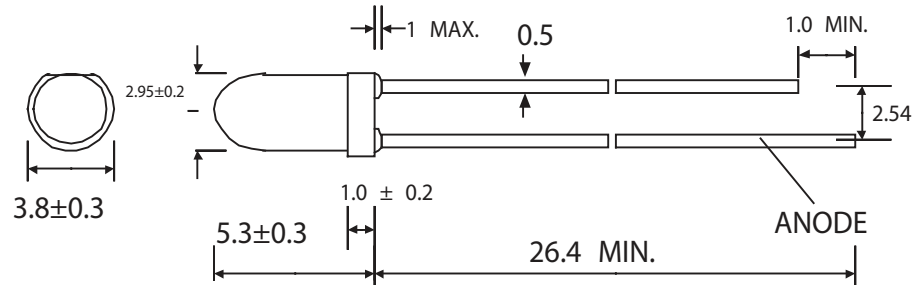
ADP5-31500-S1

ORANGE



## INTRODUCTION

The Adiva Thru-Hole LED has a wide range of applications and is encapsulated in water clear epoxy resin with an 3mm diameter.



## FEATURES

- High Luminous intensity, with a longer operation life.
- Excellent consistency on color, intensity and Forward Current.
- Rugged and reliable design gives high shock/vibration resistance.
- Excellent Solderability and resistance to soldering heat.
- High Reliability, 100% Probing Test.
- Low thermal resistance

## ABSOLUTE MAXIMUM RATINGS

Items	Symbols	Ratings	Unit
Operation Forward Current	$I_f$	30	mA
Reverse Current	$I_r$	100	uA
Operating Temperature Range	$T_{Op}$	-25 ~ 80	C
Power Dissipation	$P_D$	100	mW
Peak Pulse Forward Current	$P_{If}$	100	mA
Storage Temp. Range	$T_s$	-30 ~ 100	C
Soldering Temperature	$T_{sol}$	* 260	C

## ELECTRICAL-OPTICAL CHARACTERISTICS

Parameter	Symbol	Conditions	Min.	Typ.	Max.	Unit
Forward Voltage	$V_f$	IF=20mA	1.9	--	2.5	V
Dominant Wavelength	$\lambda_D$	IF=20mA	610	615	620	nm
Luminous Intensity	$I_v$	IF=20mA	2000	2350	4500	mcd

## SERIES STANDARD SPECIFICATIONS

Shape	Emitting Color	Part Number	Wavelength nm	Diffusion	IR( $\mu$ A)		Reverse Voltage RV	Emitting Material	Viewing Angle Q (deg.)
					IF RV=5V MAX	Min			
3 $\phi$	Orange	ADP5-31500-S1	610 - 620	W.C.	100	20	5V	GaAlInP	15 - 30

Bin Ranking	S1			Unit
Luminous Intensity	2000 - 4500			mcd

# Light Emitting Diodes

Thru-Hole

ADP Series



ADP5-31500-S1

ORANGE

Typical Electrical/Optical Characteristics Curve:  
(25 °C Ambient Temperature Unless Otherwise noted)

Fig1. Relative Intensity vs. Wavelength

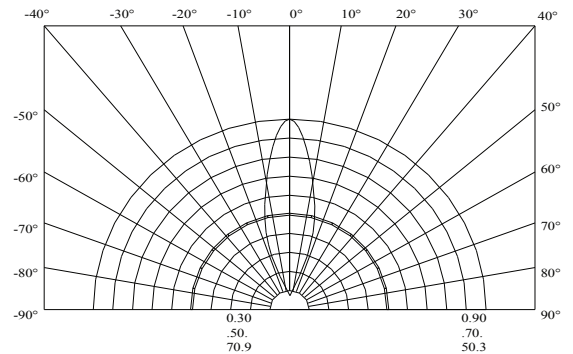
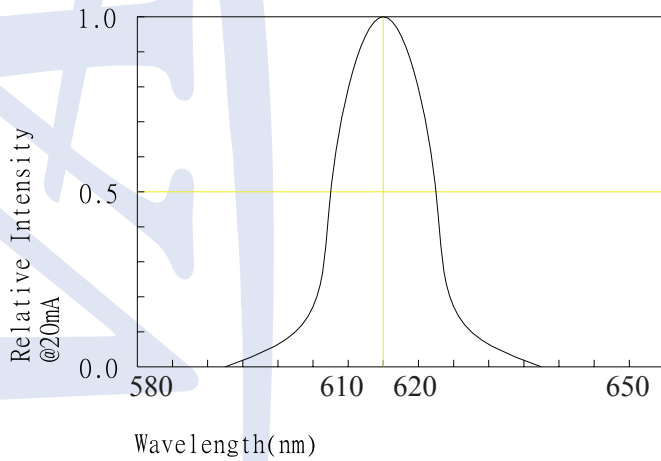


Fig2. Forward Current vs. Forward Voltage

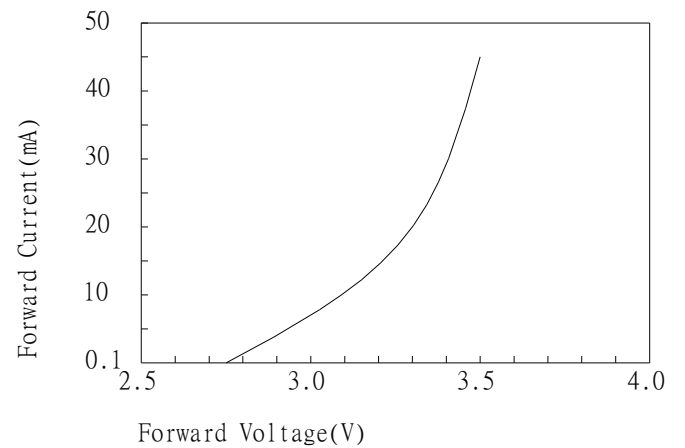


Fig3. Relative Intensity vs. Forward Current

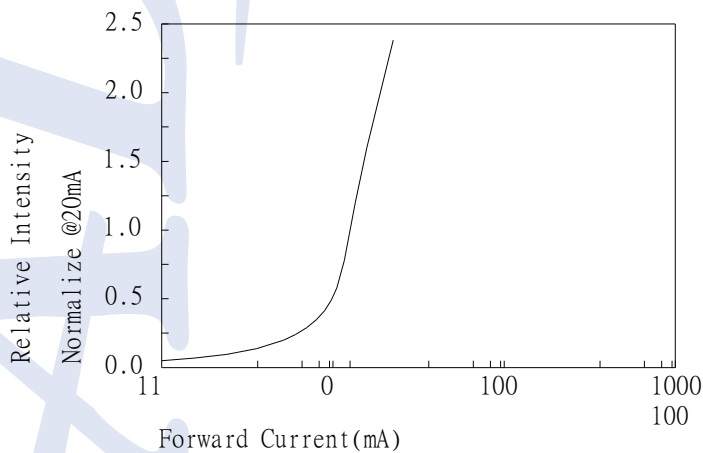


Fig4. Forward Voltage vs. Temperature

