

Fixed Conformal Coated

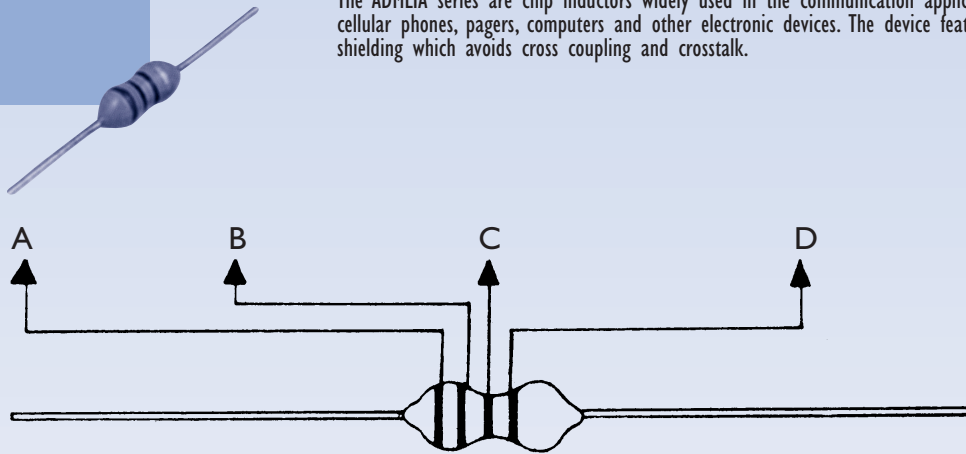
Axial Led Thru Hole

ADFIA Series

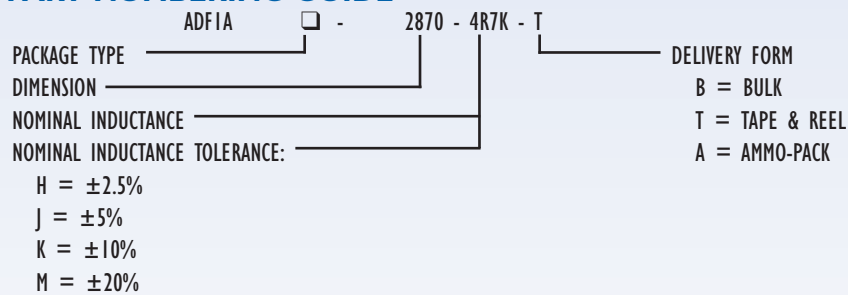
ADFIA

OUTER COATING

The ADMLIA series are chip inductors widely used in the communication applications such as cellular phones, pagers, computers and other electronic devices. The device features in magnetic shielding which avoids cross coupling and crosstalk.



PART NUMBERING GUIDE



MARKING CODE


COLOR	NOMINAL INDUCTANCE (μH) First Figure (A)	NOMINAL INDUCTANCE (μH) Second Figure (B)	NOMINAL INDUCTANCE (μH) Multiplier (C)	NOMINAL INDUCTANCE (μH) Tolerance (%) (D)
Gold	-	-	0.1	± 5
Silver	-	-	0.01	± 10
Clear	-	-	-	-
Black	0	0	1	± 20
Brown	1	1	10	-
Red	2	2	100	-
Orange	3	3	1000	-
Yellow	4	4	-	-
Green	5	5	-	-
Blue	6	6	-	-
Violet	7	7	-	-
Grey	8	8	-	-
White	9	9	-	± 2.5

Fixed Conformal Coated

Axial Leaded Thru Hole

ADFIA Series

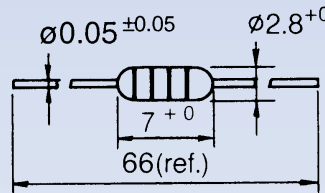
ADFIA-2870



FEATURES

- Compact and lightweight.
- Small in size.
- Taping type available for automatic inserter.

UNIT DIMENSION (unit: mm)



BENEFITS

- Temperature Rise
- Ambient Temperature
- Operating Temperature Range
- Rated Voltage
- Terminal Tensile Strength
- Terminal Bending Strength

20°C
80°C
-20°C to 100°C
250V DC
3.0 Kg min.
0.5 Kg min.

ADFIA-2870 SERIES STANDARD SPECIFICATIONS

ORDERING CODE	INDUCTANCE (uH)	Q min.	TEST FREQUENCY (MHz)	SELF-RESONANT FREQUENCY (MHz) min.	DC RESISTANCE (ohm) max.	RATED DC CURRENT (mA) max.
ADFIA-2870-R22 □ T	0.22 ±20%, ±10%	50	25.2	220	0.10	840
ADFIA-2870-R27 □ T	0.27 ±20%, ±10%	50	25.2	210	0.10	820
ADFIA-2870-R33 □ T	0.33 ±20%, ±10%	50	25.2	200	0.10	810
ADFIA-2870-R39 □ T	0.39 ±20%, ±10%	50	25.2	180	0.12	790
ADFIA-2870-R47 □ T	0.47 ±20%, ±10%	50	25.2	160	0.13	780
ADFIA-2870-R56 □ T	0.56 ±20%, ±10%	50	25.2	160	0.13	770
ADFIA-2870-R68 □ T	0.68 ±20%, ±10%	45	25.2	150	0.14	760
ADFIA-2870-R82 □ T	0.82 ±20%, ±10%	45	25.2	145	0.14	750
ADFIA-2870-1R0 □ T	1.0 ±10%, ±5%	45	25.2	130	0.15	730
ADFIA-2870-1R2 □ T	1.2 ±10%, ±5%	45	7.96	120	0.18	720
ADFIA-2870-1R5 □ T	1.5 ±10%, ±5%	45	7.96	110	0.20	670
ADFIA-2870-1R8 □ T	1.8 ±10%, ±5%	45	7.96	100	0.23	640
ADFIA-2870-2R2 □ T	2.2 ±10%, ±5%	45	7.96	95	0.24	610
ADFIA-2870-2R7 □ T	2.7 ±10%, ±5%	45	7.96	80	0.28	570
ADFIA-2870-3R3 □ T	3.3 ±10%, ±5%	45	7.96	60	0.31	550
ADFIA-2870-3R9 □ T	3.9 ±10%, ±5%	40	7.96	55	0.32	530
ADFIA-2870-4R7 □ T	4.7 ±10%, ±5%	40	7.96	40	0.36	500
ADFIA-2870-5R6 □ T	5.6 ±10%, ±5%	40	7.96	32	0.44	460
ADFIA-2870-6R8 □ T	6.8 ±10%, ±5%	40	7.96	26	0.5	430
ADFIA-2870-8R2 □ T	8.2 ±10%, ±5%	40	7.96	23	0.53	410
ADFIA-2870-100 □ T	10 ±10%, ±5%	50	7.96	18	0.78	320
ADFIA-2870-120 □ T	12 ±10%, ±5%	50	2.52	16	0.88	300
ADFIA-2870-150 □ T	15 ±10%, ±5%	50	2.52	14	0.95	280
ADFIA-2870-180 □ T	18 ±10%, ±5%	50	2.52	13	1.08	260
ADFIA-2870-220 □ T	22 ±10%, ±5%	50	2.52	11	1.3	230
ADFIA-2870-270 □ T	27 ±10%, ±5%	50	2.52	9.5	1.5	220
ADFIA-2870-330 □ T	33 ±10%, ±5%	50	2.52	8.7	1.7	200
ADFIA-2870-390 □ T	39 ±10%, ±5%	50	2.52	8.0	1.9	180
ADFIA-2870-470 □ T	47 ±10%, ±5%	55	2.52	7.2	2.50	145
ADFIA-2870-560 □ T	56 ±10%, ±5%	55	2.52	6.2	2.9	135
ADFIA-2870-680 □ T	68 ±10%, ±5%	55	2.52	5.5	3.4	120
ADFIA-2870-820 □ T	82 ±10%, ±5%	55	2.52	5.0	3.9	103
ADFIA-2870-101 □ T	100 ±10%, ±5%	55	2.52	4.7	4.8	90
ADFIA-2870-121 □ T	120 ±10%, ±5%	55	0.796	4.0	5.5	85
ADFIA-2870-151 □ T	150 ±10%, ±5%	55	0.796	3.5	6.30	80
ADFIA-2870-181 □ T	180 ±10%, ±5%	55	0.796	3.3	7.6	75
ADFIA-2870-221 □ T	220 ±10%, ±5%	55	0.796	3.0	8.5	70
ADFIA-2870-271 □ T	270 ±10%, ±5%	55	0.796	2.9	9.0	65
ADFIA-2870-331 □ T	330 ±10%, ±5%	55	0.796	2.7	11.5	60
ADFIA-2870-391 □ T	390 ±10%, ±5%	55	0.796	2.4	13.2	52
ADFIA-2870-471 □ T	470 ±10%, ±5%	60	0.796	2.1	15.0	48
ADFIA-2870-561 □ T	560 ±10%, ±5%	60	0.796	1.95	18.5	45
ADFIA-2870-681 □ T	680 ±10%, ±5%	60	0.796	1.85	22.5	40
ADFIA-2870-821 □ T	820 ±10%, ±5%	60	0.796	1.4	25.5	37
ADFIA-2870-102 □ T	1000 ±10%, ±5%	60	0.796	1.1	29.0	34

Inductance Tolerance: □ M±20%, K±10%, J±5%, H±2.5%.