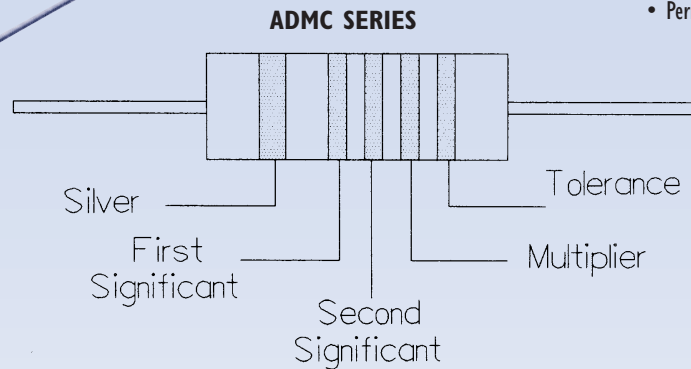
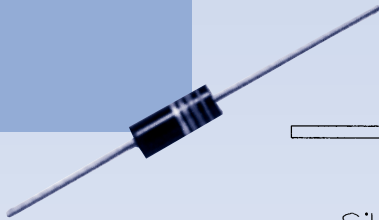


Molded Chokes

Axial Led Thru Hole

ADMC Series

ADMC

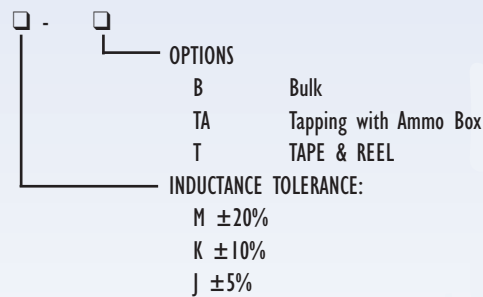
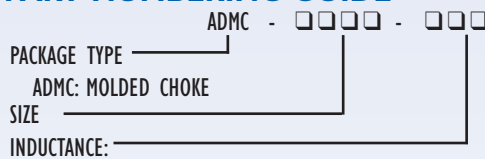


FEATURES

- Low cost.
- High Q and SRF, Low RDC.
- Permanent Color Band.

INDUCTANCE VALUES ARE INDICATED WITH COLOR CODE AS SHOWN BELOW.
FIRST SILVER COLOR CODE MEANS AMERICAN MILITARY SPECIFICATION TYPE.

PART NUMBERING GUIDE



STANDARD SPECIFICATIONS

COLOR CODE	FIRST SIGNIFICANT FIGURE	SECOND SIGNIFICANT FIGURE	MULTIPLIER	INDUCTANCE TOLERANCE (%)
Black	0	0	1	-
Brown	1	1	10	-
Red	2	2	100	-
Orange	3	3	1000	-
Yellow	4	4	-	-
Green	5	5	-	-
Blue	6	6	-	-
Violet	7	7	-	-
Gray	8	8	-	-
White	9	9	-	-
Black (M)	-	-	-	± 20
Gold (J)	-	-	0.1	± 5
Silver (K)	-	-	0.01	± 10

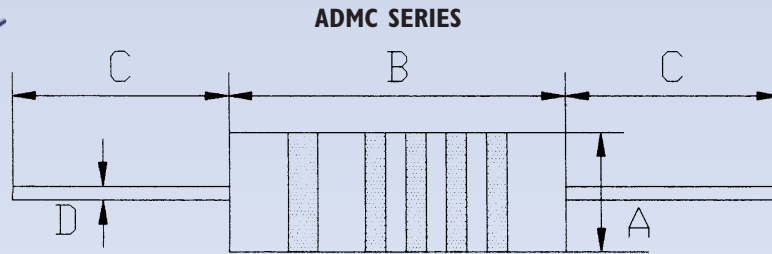
Molded Chokes

Axial Leaded Thru Hole

ADMC Series — Continued



ADMC



STANDARD SPECIFICATIONS

PACKAGE TYPE	Ø A (mm)	B (mm)	C (mm)	Ø D (mm)
ADMC-4812	4.83 ±0.25	11.18 ±0.25	25.91 (min.)	0.635 ±0.05
ADMC-2434	2.41 ±0.25	3.35 ±0.25	25.91 (min.)	0.500 ±0.05
ADMC-4095	3.96 ±0.25	9.53 ±0.25	25.91 (min.)	0.600 ±0.05
ADMC-6515	6.50 ±0.10	14.50 ±0.25	25.91 (min.)	0.800 ±0.05
ADMC-2051	1.98 ±0.25	5.08 ±0.25	25.91 (min.)	0.410 ±0.05
ADMC-4110	4.11 ±0.25	10.41 ±0.25	25.91 (min.)	0.600 ±0.05

INDUCTANCE & RATED CURRENT RANGES

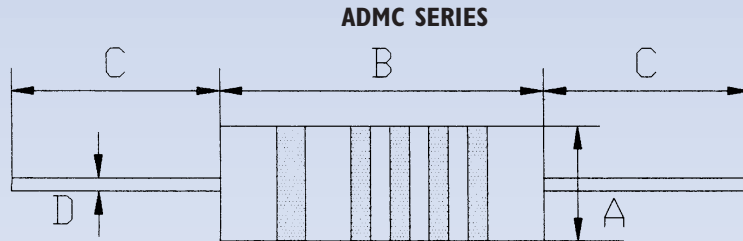
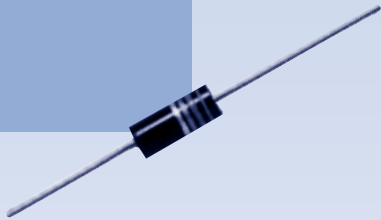
PACKAGE TYPE	INDUCTANCE		RATED CURRENT	
	INDUCTANCE	INDUCTANCE	RATED CURRENT	RATED CURRENT
ADMC-4812	0.15	1000 uH	3050	78 mA (max.)
ADMC-2434	0.10	1000 uH	1380	28 mA (max.)
ADMC-4095	0.15	1000 uH	2740	82 mA (max.)
ADMC-6515	0.10	1000 uH	1900	80 mA (max.)
ADMC-2051	0.10	270 uH	895	39 mA (max.)
ADMC-4110	0.10	10000 uH	1790	24 mA (max.)

Molded Chokes

Axial Leaded Thru Hole

ADMC-6515 Series

ADMC-6515



PACKAGE TYPE

PACKAGE TYPE	Ø A (mm)	B (mm)	C (mm)	Ø D (mm)
ADMC-6515	6.50 ±0.10	14.50 ±0.25	25.91 (min.)	0.800 ±0.05

STANDARD SPECIFICATIONS

ORDERING CODE	INDUCTANCE (L)	Q min.	FREQUENCY (MHz)	SELF-RESONANT FREQUENCY (MHz) min.	RDC (Ω) max.	IDC (mA) max.
ADMC-6515-1R0 □□	1.00 uH	65	25	200	0.14	1900
ADMC-6515-1R2 □□	1.20 uH	40	7.9	180	0.19	1640
ADMC-6515-1R5 □□	1.50 uH	40	7.9	160	0.28	1340
ADMC-6515-1R8 □□	1.80 uH	40	7.9	150	0.37	1160
ADMC-6515-2R2 □□	2.20 uH	40	7.9	135	0.50	1000
ADMC-6515-2R7 □□	2.70 uH	40	7.9	120	0.65	875
ADMC-6515-3R3 □□	3.30 uH	40	7.9	105	1.00	710
ADMC-6515-3R9 □□	3.90 uH	40	7.9	100	1.20	645
ADMC-6515-4R7 □□	4.70 uH	40	7.9	90	1.80	530
ADMC-6515-5R6 □□	5.60 uH	35	7.9	55	0.13	1960
ADMC-6515-6R8 □□	6.80 uH	35	7.9	50	0.20	1580
ADMC-6515-8R2 □□	8.20 uH	35	7.9	44	0.22	1510
ADMC-6515-100 □□	10.00 uH	35	7.9	42	0.26	1380
ADMC-6515-120 □□	12.00 uH	45	2.5	34	0.45	1060
ADMC-6515-150 □□	15.00 uH	45	2.5	32	0.52	980
ADMC-6515-180 □□	18.00 uH	50	2.5	28	0.70	840
ADMC-6515-220 □□	22.00 uH	60	2.5	24	1.00	705
ADMC-6515-270 □□	27.00 uH	60	2.5	22	1.30	620
ADMC-6515-330 □□	33.00 uH	60	2.5	20	1.50	575
ADMC-6515-390 □□	39.00 uH	70	2.5	16	2.00	500
ADMC-6515-470 □□	47.00 uH	100	2.5	18	2.20	475
ADMC-6515-560 □□	56.00 uH	100	2.5	16	2.30	465
ADMC-6515-680 □□	68.00 uH	100	2.5	14	3.00	465
ADMC-6515-820 □□	82.00 uH	100	2.5	12.5	3.50	375
ADMC-6515-101 □□	100.00 uH	95	2.5	11	3.80	365
ADMC-6515-121 □□	120.00 uH	90	0.79	10	4.20	345
ADMC-6515-151 □□	150.00 uH	75	0.79	8.3	5.00	315
ADMC-6515-181 □□	180.00 uH	80	0.79	6	5.30	305
ADMC-6515-221 □□	220.00 uH	80	0.79	5.5	5.90	290
ADMC-6515-271 □□	270.00 uH	80	0.79	5	6.60	275
ADMC-6515-331 □□	330.00 uH	75	0.79	4.2	7.20	260

Molded Chokes

Axial Leaded Thru Hole

ADMC-6515 Series — Continued



STANDARD SPECIFICATIONS

ORDERING CODE	INDUCTANCE (L)	Q min.	FREQUENCY (MHz)	SELF-RESONANT FREQUENCY (MHz) min.	RDC (Ω) max.	IDC (mA) max.
ADMC-6515-391 □□	390.00 μ H	75	0.79	3.9	8.60	240
ADMC-6515-471 □□	470.00 μ H	80	0.79	3.6	9.00	235
ADMC-6515-561 □□	560.00 μ H	80	0.79	3.4	9.70	225
ADMC-6515-681 □□	680.00 μ H	75	0.79	3.1	10.00	220
ADMC-6515-821 □□	820.00 μ H	70	0.79	2.6	12.00	200
ADMC-6515-102 □□	1.00 mH	75	0.79	2.6	15.00	180
ADMC-6515-122 □□	1.20 mH	60	0.25	2.3	18.00	165
ADMC-6515-152 □□	1.50 mH	70	0.25	2.1	21.00	150
ADMC-6515-182 □□	1.80 mH	70	0.25	2.0	23.00	145
ADMC-6515-222 □□	2.20 mH	75	0.25	1.7	26.00	135
ADMC-6515-272 □□	2.70 mH	75	0.25	1.4	33.00	120
ADMC-6515-332 □□	3.30 mH	65	0.25	1.2	39.00	110
ADMC-6515-392 □□	3.90 mH	65	0.25	1.0	44.00	105
ADMC-6515-472 □□	4.70 mH	65	0.25	0.9	64.00	85
ADMC-6515-562 □□	5.60 mH	65	0.25	0.85	68.00	85
ADMC-6515-682 □□	6.80 mH	60	0.25	0.80	70.00	82
ADMC-6515-822 □□	8.20 mH	70	0.25	0.75	72.00	80
ADMC-6515-103 □□	10.00 mH	70	0.25	0.70	76.00	80