

Molded Chokes

Axial Led Thru Hole

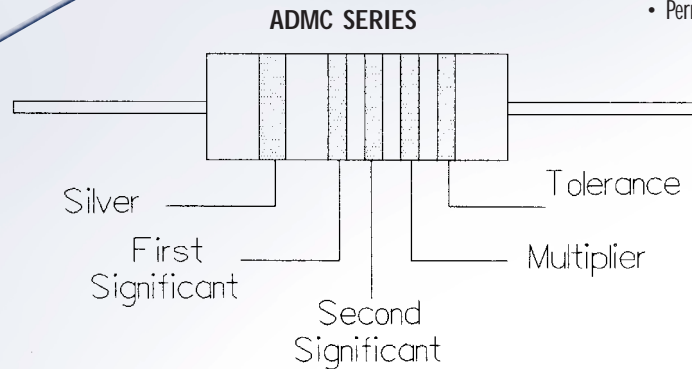
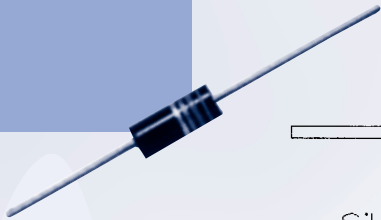
ADMC Series



FEATURES

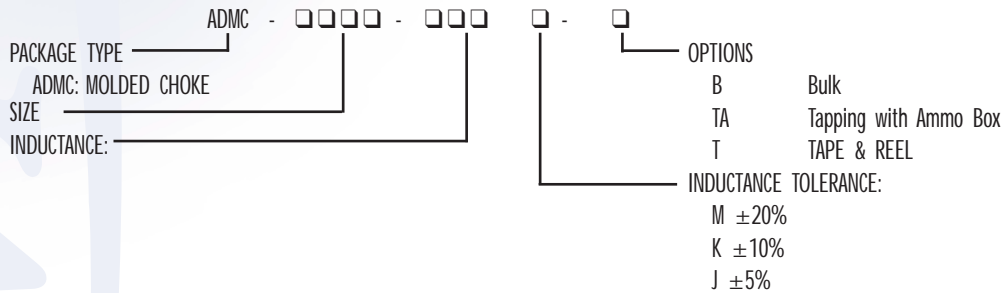
- Low cost.
- High Q and SRF, Low RDC.
- Permanent Color Band.

ADMC



INDUCTANCE VALUES ARE INDICATED WITH COLOR CODE AS SHOWN BELOW.
FIRST SILVER COLOR CODE MEANS AMERICAN MILITARY SPECIFICATION TYPE.

PART NUMBERING GUIDE



STANDARD SPECIFICATIONS

COLOR CODE	FIRST SIGNIFICANT FIGURE	SECOND SIGNIFICANT FIGURE	MULTIPLIER	INDUCTANCE TOLERANCE (%)
Black	0	0	1	-
Brown	1	1	10	-
Red	2	2	100	-
Orange	3	3	1000	-
Yellow	4	4	-	-
Green	5	5	-	-
Blue	6	6	-	-
Violet	7	7	-	-
Gray	8	8	-	-
White	9	9	-	-
Black (M)	-	-	-	±20
Gold (J)	-	-	0.1	±5
Silver (K)	-	-	0.01	±10

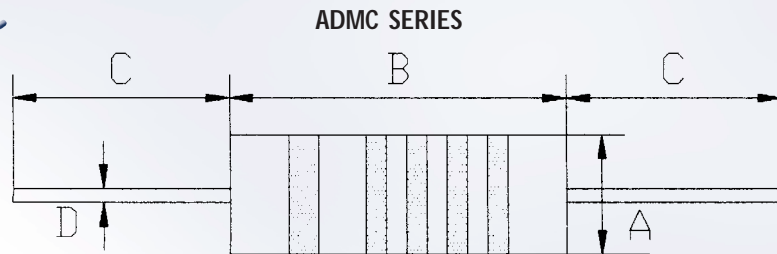
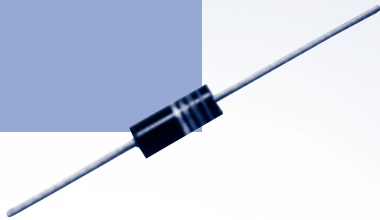


Molded Chokes

Axial Led Thru Hole

ADMC Series — Continued

ADMC



STANDARD SPECIFICATIONS

PACKAGE TYPE	Ø A (mm)	B (mm)	C (mm)	Ø D (mm)
ADMC-4812	4.83 ±0.25	11.18 ±0.25	25.91 (min.)	0.635 ±0.05
ADMC-2434	2.41 ±0.25	3.35 ±0.25	25.91 (min.)	0.500 ±0.05
ADMC-4095	3.96 ±0.25	9.53 ±0.25	25.91 (min.)	0.600 ±0.05
ADMC-6515	6.50 ±0.10	14.50 ±0.25	25.91 (min.)	0.800 ±0.05
ADMC-2051	1.98 ±0.25	5.08 ±0.25	25.91 (min.)	0.410 ±0.05
ADMC-4110	4.11 ±0.25	10.41 ±0.25	25.91 (min.)	0.600 ±0.05

INDUCTANCE & RATED CURRENT RANGES

PACKAGE TYPE	INDUCTANCE		RATED CURRENT	
	INDUCTANCE	INDUCTANCE	RATED CURRENT	RATED CURRENT
ADMC-4812	0.15	1000 uH	3050	78 mA (max.)
ADMC-2434	0.10	1000 uH	1380	28 mA (max.)
ADMC-4095	0.15	1000 uH	2740	82 mA (max.)
ADMC-6515	0.10	1000 uH	1900	80 mA (max.)
ADMC-2051	0.10	270 uH	895	39 mA (max.)
ADMC-4110	0.10	10000 uH	1790	24 mA (max.)

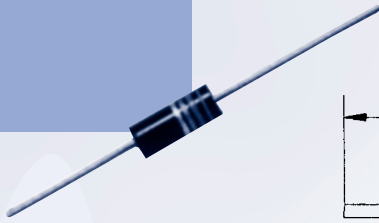
Molded Chokes

Axial Leaded Thru Hole

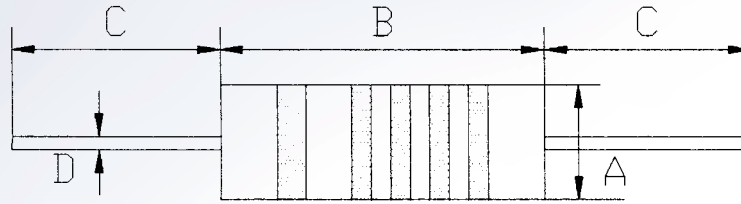
ADMC-4812 Series



ADMC-4812



ADMC SERIES



PACKAGE TYPE

PACKAGE TYPE	Ø A (mm)	B (mm)	C (mm)	Ø D (mm)
ADMC-4812	4.83 ±0.25	11.18 ±0.25	25.91 (min.)	0.635 ±0.05

STANDARD SPECIFICATIONS

ORDERING CODE	INDUCTANCE (L)	Q min.	FREQUENCY (MHz)	SELF-RESONANT FREQUENCY (MHz) min.	RDC (Ω) max.	IDC (mA) max.
ADMC-4812-R15 □□	0.15 uH	50	25	510	0.030	3050
ADMC-4812-R22 □□	0.22 uH	50	25	415	0.035	2800
ADMC-4812-R33 □□	0.33 uH	50	25	350	0.065	2000
ADMC-4812-R47 □□	0.47 uH	50	25	300	0.085	1700
ADMC-4812-R56 □□	0.56 uH	50	25	270	0.125	1450
ADMC-4812-R68 □□	0.68 uH	45	25	250	0.150	1300
ADMC-4812-R82 □□	0.82 uH	40	25	210	0.205	1100
ADMC-4812-1R0 □□	1.00 uH	40	25	200	0.290	930
ADMC-4812-1R2 □□	1.20 uH	30	7.9	180	0.400	785
ADMC-4812-1R5 □□	1.50 uH	30	7.9	170	0.485	700
ADMC-4812-1R8 □□	1.80 uH	30	7.9	150	0.740	550
ADMC-4812-2R2 □□	2.20 uH	30	7.9	140	0.970	505
ADMC-4812-2R7 □□	2.70 uH	30	7.9	120	1.200	460
ADMC-4812-3R3 □□	3.30 uH	30	7.9	70	0.140	990
ADMC-4812-3R9 □□	3.90 uH	30	7.9	65	0.155	870
ADMC-4812-4R7 □□	4.70 uH	30	7.9	60	0.210	745
ADMC-4812-5R6 □□	5.60 uH	30	7.9	50	0.280	645
ADMC-4812-6R8 □□	6.80 uH	30	7.9	50	0.375	560
ADMC-4812-8R2 □□	8.20 uH	30	7.9	48	0.440	540
ADMC-4812-100 □□	10.00 uH	30	7.9	42	0.605	440
ADMC-4812-120 □□	12.00 uH	50	2.5	36	1.050	370
ADMC-4812-150 □□	15.00 uH	55	2.5	30	1.200	310
ADMC-4812-180 □□	18.00 uH	60	2.5	30	1.950	255
ADMC-4812-220 □□	22.00 uH	60	2.5	24	2.200	240
ADMC-4812-270 □□	27.00 uH	65	2.5	22	2.750	205
ADMC-4812-300 □□	30.00 uH	55	2.5	29	2.100	310
ADMC-4812-330 □□	33.00 uH	55	2.5	18	2.300	300
ADMC-4812-360 □□	36.00 uH	55	2.5	17	2.400	290
ADMC-4812-390 □□	39.00 uH	55	2.5	16	2.500	285
ADMC-4812-430 □□	43.00 uH	55	2.5	15	3.000	260
ADMC-4812-470 □□	47.00 uH	55	2.5	14	3.400	245
ADMC-4812-510 □□	51.00 uH	55	2.5	14	3.700	235



Molded Chokes

Axial Leaded Thru Hole

ADMC-4812 Series — Continued

STANDARD SPECIFICATIONS

ORDERING CODE (L)	INDUCTANCE min.	Q (MHz)	FREQUENCY FREQUENCY (MHz)	SELF-RESONANT (Ω) min.	RDC (mA) max.	IDC max.
ADMC-4812-560 □□	56.00 μ H	45	2.5	14	4.100	225
ADMC-4812-620 □□	62.00 μ H	45	2.5	12	4.200	220
ADMC-4812-680 □□	68.00 μ H	45	2.5	11	4.200	220
ADMC-4812-750 □□	75.00 μ H	45	2.5	10	4.200	220
ADMC-4812-820 □□	82.00 μ H	45	2.5	9.3	4.400	215
ADMC-4812-910 □□	91.00 μ H	45	2.5	9.1	4.700	210
ADMC-4812-101 □□	100.00 μ H	45	2.5	8.5	4.900	205
ADMC-4812-111 □□	110.00 μ H	60	0.79	7.5	5.100	200
ADMC-4812-121 □□	120.00 μ H	60	0.79	7.3	5.400	195
ADMC-4812-131 □□	130.00 μ H	60	0.79	.5	5.700	190
ADMC-4812-151 □□	150.00 μ H	60	0.79	6.2	6.200	180
ADMC-4812-161 □□	160.00 μ H	60	0.79	6.0	6.600	175
ADMC-4812-181 □□	180.00 μ H	60	0.79	5.7	7.100	170
ADMC-4812-201 □□	200.00 μ H	60	0.79	5.5	7.500	165
ADMC-4812-221 □□	220.00 μ H	60	0.79	5.2	7.900	160
ADMC-4812-241 □□	240.00 μ H	60	0.79	5.0	8.300	155
ADMC-4812-271 □□	270.00 μ H	65	0.79	5.6	8.200	110
ADMC-4812-301 □□	300.00 μ H	65	0.79	5.3	8.700	107
ADMC-4812-331 □□	330.00 μ H	65	0.79	5.0	9.100	105
ADMC-4812-361 □□	360.00 μ H	65	0.79	4.7	9.600	102
ADMC-4812-391 □□	390.00 μ H	65	0.79	4.5	10.000	100
ADMC-4812-431 □□	430.00 μ H	65	0.79	4.3	10.600	97
ADMC-4812-471 □□	470.00 μ H	65	0.79	4.0	11.100	95
ADMC-4812-501 □□	500.00 μ H	65	0.79	3.9	11.400	94
ADMC-4812-511 □□	510.00 μ H	65	0.79	3.8	11.600	93
ADMC-4812-561 □□	560.00 μ H	65	0.79	3.6	12.300	91
ADMC-4812-621 □□	620.00 μ H	60	0.79	3.5	13.000	88
ADMC-4812-681 □□	680.00 μ H	60	0.79	3.4	13.700	85
ADMC-4812-751 □□	750.00 μ H	60	0.79	3.3	14.400	83
ADMC-4812-821 □□	820.00 μ H	60	0.79	3.1	15.100	81
ADMC-4812-911 □□	910.00 μ H	60	0.79	2.9	15.800	79
ADMC-4812-102 □□	1.00 mH	60	0.79	2.8	16.500	78

XTAL

OSC

VCXO
VCO

TCXO
VCTCXO

FLTR

RES

IND

INDUCTORS

