

Quartz Part Numbering Guide

Surface Mount

ADXSM Series

Package Type	ADXSM-351 ADXSM-364 ADXSM-365	pg9 pg10 pg11	ADXSM-463 ADXSM-481 ADXSM-571	pg12 pg13 pg14	ADXSM-572 ADX49SM ADX49SSM	pg15 pg16 pg16	ADX49SMP ADX49SMPI	pg17 pg17
Frequency Tolerance @ 25°C	±100ppm ±50ppm ±45ppm	A B C	±40ppm ±35ppm ±30ppm	D E F	±25ppm ±20ppm ±15ppm	G H I	±10ppm ±5ppm	J K
Frequency Stability Over Temperature	±100 ppm ±50 ppm ±45 ppm ±40 ppm	P Q R S	±35 ppm ±30 ppm ±25 ppm ±20 ppm	T U V W	±15 ppm ±10 ppm ±7.5 ppm ±5 ppm	X Y YY Z	±4 ppm ±3 ppm	ZZ ZY
Operating Temperature Range	0°C to +70°C -10°C to +60°C -20°C to +70°C -40°C to +75°C	1 2 3 4	-40°C to +85°C -40°C to +90°C 0°C to +55°C -40°C to +125°C	5 6 7 8	0°C to +50°C -10°C to +50°C -10°C to +70°C -30°C to +75°C	9 10 11 12	-30°C to +80°C -35°C to +80°C	13 14
Operating Mode	Fundamental 3rd Overtone	F 3	5th Overtone 7th Overtone	5 7	9th Overtone	9		
Load Capacitance	6 pF 6 10 pF 10 12 pF 12		15 pF 15 16 pF 16 18 pF 18		20 pF 20 22 pF 22 30 pF 30		32 pF 32 50 pF 50 Series S	
Options	Bulk Blank		Insulator Tab	I	Tape & Reel	T		
Frequency	MHz	M	KHz	K				

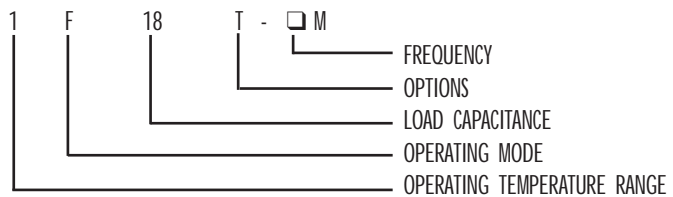
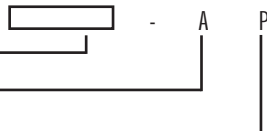
EXAMPLE

PACKAGE TYPE

FREQUENCY TOLERANCE @ 25°C

FREQUENCY STABILITY

OVER TEMPERATURE



Quartz

Surface Mount


ADX49SM & ADX49SSM Series



ADX49SM

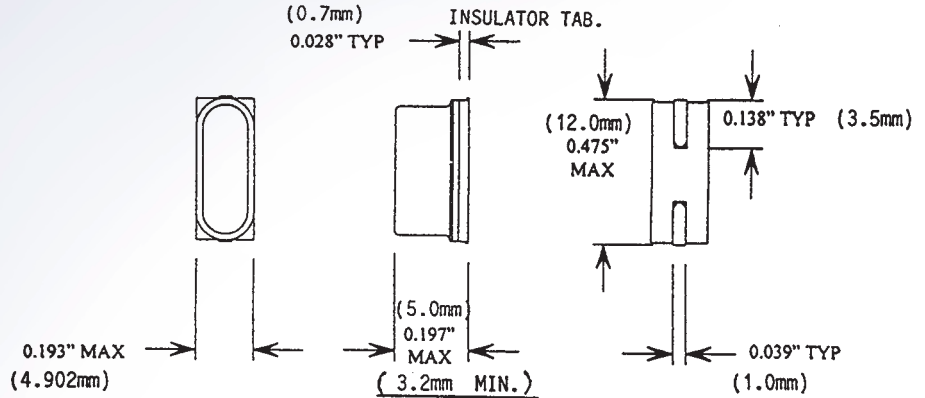


ADX49SSM



ADX49SM & ADX49SSM (unit: mm)

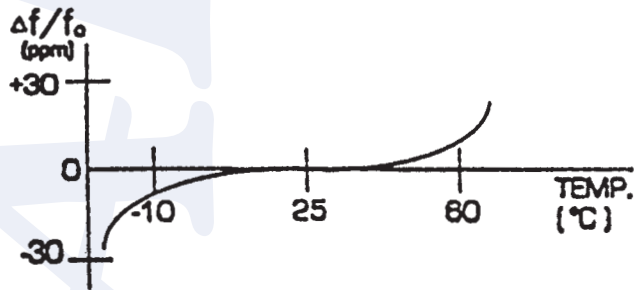
ADX49SM = 4.2 (H) ADX49SSM = 3.2 (H)



STANDARD SPECIFICATIONS

Package Type		ADX49SM and ADX49SSM	Conditions
Frequency Range	F	3.500 MHz ~ 60.000 MHz	Fundamental
Frequency Tolerance		±30 ppm or ±50 ppm	Reference Temperature
25°C			
-10°C ~ +70°C	Δ f/F	±30 ppm or ±50 ppm	Adjustment Tolerance
Freq. vs. Temperature Characteristics			
Operating Temperature Range		-10°C ~ +70°C	
Storage Temperature Range		-40°C ~ +85°C	
Equivalent Series Resistance	ESR	See Drawing	
Load Capacitance	CL	Please Specify	
Shunt Capacitance	Co	7 pF max.	
Drive Level	P	100 μW	
Insulation Resistance		500 MΩ min.	DC 100V ±15V
Aging (for first year)	Δ f/F	±5 ppm max.	T = 25°C ±3°C
Sealing		1 x 10 ⁻⁷ mber ⁻¹ /sec. max.	
Shock Resistance		±10 ppm max.	
Drop Test of 3 times on a Hard Board from 75 cm Height.			

FREQUENCY vs. TEMPERATURE CHARACTERISTICS



EQUIVALENT SERIES RESISTANCE (E.S.R.)

Frequency (MHz)	Vibration Code	E.S.R. max.
2.5 ~ 3.8	Fundamental	150Ω
3.81 ~ 4.1	Fundamental	120 Ω
4.11 ~ 5.0	Fundamental	100 Ω
5.01 ~ 6.0	Fundamental	80 Ω
6.01 ~ 8.0	Fundamental	70 Ω
8.01 ~ 10.0	Fundamental	60 Ω
10.01 ~ 12.0	Fundamental	50 Ω
12.01 ~ 26.0	Fundamental	40/50 Ω
28.0 ~ 60.0	3rd Overtone	60/80 Ω